

Long Island Industrial Chess League

Last Modified September 17, 2008

First Round Friday, September 19!

LSF (W) vs. KSF (B)

AluC (W) vs. AluD (B)

CSI (W) vs. CCC (B)

EDO (W) vs. EOTS (B)

[Meeting Minutes 09-06-08](#)

* Evan Rabin wins the LIICL Speed Title

* Here are the playing dates for next season:

Round 1: Sep 19

Round 2: Oct 03

Round 3: Oct 17

Round 4: Oct 24

Round 5: Nov 14

Round 6: Nov 21

Round 7: Dec 05

Round 8: Dec 12

* Election Results:

President: Romero 26, Rizzo 4, Rusch 2, Abstain 4

Treasurer: Montenero 30, Standing 2, Abstain 4

Rules Director: Pappaceno: 28, Sommese 4, Abstain 4

[Performance\(excel file\)](#)

[Ronnies!!](#)

Ronnie Winners

Class A - N Panico III (also MVP)

Class B - D Hom

Class C - J Soto & C Spreckles

Class D - M Muttreja

Most Improved Player - J Soto

Highest Performance Rating - G Berg

Rookie of the Year - T Pattard

Best upset Draw - P Montenero

Best Upset Win - W Thomas

Best Game – Dave Leone

Best Combination – Nick Panico III

2007-2008 LIICL Regular Season Team Standings

Team	Team	LIICL	-----Games-----				-----Match-----				F
	Rating	PPR	W	L	D	Pts	W	L	D	Pts	
Killer P's	2102	16.7	30	6	4	32.0	9	0	1	9.5	1
CSI	1953	14.6	23	10	7	26.5	7	2	1	7.5	0
LSF	1832	13.6	19	11	10	24.0	6	3	1	6.5	0
EDO	1814	11.6	15	17	8	19.0	5	4	1	5.5	0
KSF	1756	11.0	15	17	8	19.0	5	5	0	5.0	6
Alumni E	1637	10.8	15	18	7	18.5	4	6	0	4.0	6
CCC	1577	10.0	11	20	9	15.5	2	7	1	2.5	2
Alumni D	1593	9.3	13	24	3	14.5	2	7	1	2.5	5
Alumni C	1451	8.4	9	27	4	11.0	1	7	2	2.0	0

[September 21 EBoard Minutes \(Word Doc\)](#)

[BlitzResults](#)

[September 7 Exec Board Minutes \(Word Doc\)](#)

[August 25th Exec Board Minutes \(Microsoft Word doc\)](#)

Congrats to PRA - the 2006-2007 LIICL Champions

[Performance Ratings for 2006/7 \(excel chart\)](#)

Email your game in pgn to webmaster@liicl.com

There is more to this site than this page! If you reached this page from a search engine, view the whole site in a frame-based page at <http://www.liicl.com>

[Schedule](#) [Ratings](#) [Individuals](#) [Round by Round](#) [Playoffs](#)

[League Info](#) [Contact the LIICL by email](#) [Chess Links](#)

[LIICL GAMES!](#)

Minutes of the LIICL Executive Board Meeting – September 6, 2008 Huntington Library, Huntington, NY

The meeting was called to order by President Steve Romero at 12:00 PM

Attendees:

President: Steve Romero

Treasurer: Absent

Rules Director: Absent

Editor: Bob Rizzo

WebMaster: Absent

Teams:

CSI: Bob Rizzo

Alu C: John Kingsley

Alu D: Ed Rusch

LSF: Bob Standing

EDO: Steve Romero

Others:

Bob Manos

1) Determined Prospective Teams

There are 7 definite returning teams (5 listed above along with CCC and “Eye of the Storm” which is a renaming of “The Killer P’s” from last season). Paul Montenero emailed that he would have a returning CCC team and Mike Pappaceno told Steve Romero that he would have a team, “Eye of the Storm.” Adrian Celaru will not return for ALE according to Julian Hodos. ALE and the Honeywell team alone do not have enough players to form separate teams. Steve Solomon and Mahesh Muttreja can only play part time. Suresh Muttreja has agreed to contact Julian Hodos and the others to form a conglomerate of the two teams from last year. Additional prospective players for that new team could include Jorge Soto, Walter Thomas, Mahesh Muttreja, Allan Parrish, and Matt Insogna. That would make 8 teams to start.

2) Determined Team Numbers (selected by picking teams from a hat)

#7 – Alu D, #4 – EDO, #2 – Alu C, #3 – CSI,
#1 – LSF, #6 – CCC, #5 – EOTS, #8 - Alu E/HON

3) Assuming the 8 teams, the 1st Round Pairings (September 19th) are as follows:

LSF (W) vs. AluE/HON (B) – LSF has a bye if an 8th team does not join.

AluC (W) vs. AluD (B)

CSI (W) vs. CCC (B)

EDO (W) vs. EOTS (B)

The rest of the schedule will be determined when the number of teams is finalized.

4) “The Library dates were ratified –

Round 1: Sep 19

Round 2: Oct 03

Round 3: Oct 17

Round 4: Oct 24

Round 5: Nov 14

Round 6: Nov 21

Round 7: Dec 05

Round 8: Dec 12

5) The Treasurer’s Financial Report from Paul Montenero was received by email: The LIICL has a balance of \$265 in checking and \$161 in savings.

6) Expenses for the year were estimated by Paul at approx. \$1413. With dues at \$120 per team that would yield revenues of \$960 and total funds available for operations at \$1,386. That is an estimated \$27 shortfall. It was decided that dues can be kept at the current \$120/season level.

7) There were no rules changes proposed.

The meeting ended at 12:45 PM

2007-2008 LIICL Ronnie Winners

Most Improved		Impr	Start	Perf
1	Soto J	279	1646/6	1925
2	Goldman M	223	1469	1692
3	Kingsley J	191	1617	1808

Highest Performance		Perf
1	Berg G	2168
2	Pour D	2133
3	Panico N	2085

Rookie of the Year		Perf	Record
1	Pattard T	2022	6-1-1
2	Muttreja M	1746	5-0-0
3	Daciuk J	1728	3-4-0

Best Upset Draw		Diff.
1	Montenero PJ	405 Round 3
2	Kingsley J	370 Round 1
3	Goldman M	367 Round 2

Best Upset Win		Diff.
1	Thomas W	367 Round 9
2	Goldman M	366 Round 1
3	Kingsley J	263 Round 11

		PPR	Record
Class A	Panico N	5.00	10-0-0
Class B	Hom D	3.80	7-2-0
Class C	Soto J	3.20	5-2-1
	Spreckles C	3.20	5-4-1
Class D	Muttreja M	3.00	5-0-0

LIICL 25th Anniversary Blitz

7-Sep-07

#	Name	Rtng	Post	Rd 1	Rd 2	Rd 3	Rd 4	Rd 5	Tot	TBrk[S]	TBrk[C]	TBrk[O]
1	Panico	2061	2073	\$18	\$17	\$3	W2	\$5	9.0	28.0	28.0	87.0
2	Soto	1646	1753	\$12	\$10	W6	W1	W4	7.0	32.0	24.0	99.0
3	Leone	1924	1936	\$22	\$5	L1	W6	\$10	7.0	29.0	22.0	91.0
4	Hartten	1466	1689	W6	\$19	\$16	W7	W2	7.0	27.0	22.0	87.0
5	Lustig	1846	1844	\$9	L3	\$15	\$11	L1	6.0	31.5	20.0	93.5
6	Frohreich	1755	1763	W4	\$23	W2	W3	W7	6.0	29.5	19.0	94.0
7	Rizzo	1937	1896	W11	W8	\$20	W4	W6	6.0	27.0	18.0	83.5
8	Standing	1569	1694	W16	W7	W10	W14	\$19	6.0	23.5	16.0	75.0
9	Kingsley	1470	1600	L5	\$22	W14	W17	#20	5.5	20.5	14.5	64.5
10	Romero	1899	1853	\$21	L2	W8	\$16	L3	5.0	27.0	17.0	85.0
11	Sommese	1560	1658	W7	W14	\$17	L5	W13	5.0	25.5	16.0	79.0
12	Daciuk	UNR	1637	L2	W21	\$18	W13	W14	5.0	23.5	13.0	69.0
13	Celaru	1647	1629	W15	L16	\$24	W12	W11	5.0	21.5	14.0	62.0
14	Celauro	1839	1794	B---	W11	W9	W8	W12	5.0	21.5	14.0	59.5
15	Parenti	UNR	1631	W13	W20	L5	W18	\$21	5.0	21.0	13.0	61.5
16	M. Muttreja	UNR	1626	W8	\$13	L4	L10	W17	4.0	27.0	14.0	82.0
17	Bonfante	1885	1824	\$24	L1	L11	W9	W16	4.0	26.0	13.0	78.5
18	Shattuck	1562	1553	L1	W24	L12	W15	\$23	4.0	24.0	8.0	68.0
19	Rusch	1742	1663	W23	L4	W21	\$22	L8	4.0	21.5	12.0	62.0
20	S. Muttreja	1642	1605	B---	W15	L7	W21	D9	3.5	19.5	10.5	54.5
21	Goldman	1487	1501	L10	W12	W19	W20	L15	3.0	22.0	9.0	65.5
22	Mastandrea	1520	1490	L3	L9	\$23	L19	W24	3.0	21.5	7.0	62.5
23	Thomas	1409	1403	W19	L6	L22	#24	L18	2.5	19.5	8.0	52.0
24	Watnick	1478	1447	L17	W18	L13	D23	W22	2.5	18.5	6.0	50.0

2007-2008 LIICL Regular Season Schedule, Rev. C 3/17/2008

Starting time for the regular season is 6:50 PM. Time control is game/85+5 or game/90.

Round	1	2	3	4	5	6	7	8	9	10	11	12
Date	28-Sep	05-Oct	12-Oct	19-Oct	26-Oct	02-Nov	16-Nov	30-Nov	07-Dec	11-Jan	25-Jan	08-Feb
Location	LIB	LIB	LIB	LIB	LIB	LIB	LIB	LIB	LIB	LIB	LIB	LIB
1 TKP	8 W	2 W	6 W S	BYE	5 B C	4 W	3 B	2 B S	9 B	7 W D	BYE	4 B
2 CSI	7 W C	1 B	5 W	7 B S	4 B D	3 W	BYE	1 W	8 B	6 B	9 W S	BYE
3 AluE	6 W	9 B D	4 W	6 B C	BYE	2 B S	1 W C	BYE	7 B	5 B	8 W	9 W
4 EDO	5 W	8 B S	3 B	BYE	2 W	1 B	9 W D	7 B	6 B C	BYE	7 W	1 W S
5 AluC	4 B S	7 B C	2 B D	BYE	1 W	9 B	8 W	6 W D	BYE	3 W	6 W	8 B
6 CCC	3 B	BYE	1 B	3 W D	9 W	8 B	7 W S	5 B	4 W D	2 W	5 B C	BYE
7 LSF	2 B	5 W	9 B C	2 W	8 W S	BYE	6 B	4 W C	3 W	1 B	4 B D	BYE
8 AluD	1 B D	4 W	BYE	9 B	7 B	6 W C	5 B	BYE	2 W	9 W S	3 B	5 W C
9 KSF	BYE	3 W	7 W	8 W	6 B	5 W D	4 B	BYE	1 W S	8 B C	2 B	3 B D
Playoffs:	Round 1: 07-Mar LIB		Quarters: 28-Mar LIB		Semis: 04-Apr LIB		Finals: 11-Apr LIB		Individual Final: 25-Apr LIB			
Events:	All-Star Match: TBD TBD				Charity Blitz: TBD TBD		GM Simul: TBD TBD		Awards Evening: 16-May LIB			
Key:	D = Director S = Secondary Director C = Coffee Duty				CCH = The Congregational Church of Huntington LIB = Huntington Library ENL = East Northport Library				W = White on Board 1 B = Black on Board 1 TBD = To Be Determined			

Rating	Name by Rating	Team	Rating	Name by Name	Team	Rating	Name by Team	Team
2140	Berg, George	CSI	1724	Alikakos, George	EDO	1659	Kingsley, John	ALC
2128	Pour, Darius	TKP	2140	Berg, George	CSI	1519	Goldman, Mel	ALC
2094	Pappaceno, Mike	TKP	1956	Bonfante, Charles	LSF	1386	Mastandrea, Rob	ALC
2069	Panico, Nick III	TKP	1530	Celaru, Adrian	ALE	1341	Watnick, Mel	ALC
2067	/7 Pattard, Tom	TKP	1768	Celauro, Sal	LSF	1285	Loshin, Al	ALC
2066	USCF Rabin, Evan	TKP	1120	Cretaro, Anthony	CCC	1756	/4 Goldgaber, Serge	ALD
2001	Leone, Dave	LSF	1740	/7 Daciuk, J	ALD	1740	/7 Daciuk, J	ALD
1987	Romero, Steve	EDO	1846	Dorsky, Mike	CCC	1706	Frohreich, Frank	ALD
1956	Bonfante, Charles	LSF	1945	Dwulit, James	CSI	1616	Rusch, Ed	ALD
1945	Dwulit, James	CSI	UNR	/2 Finnegan, Mike	LSF	1559	Shattuck, John	ALD
1939	Hodos, Julian	ALE	1706	Frohreich, Frank	ALD	1375	Hartten, Ed	ALD
1937	Wilkie, Clayton	CSI	1756	/4 Goldgaber, Sergey	ALD	1939	Hodos, Julian	ALE
1932	/4 Muttreja, Mahesh	KSF	1519	Goldman, Mel	ALC	1793	/13 Soto, Jorge	ALE
1926	Rizzo, Robert	CSI	UNR	/1 Grossman, Kurt	TKP	1530	Celaru, Adrian	ALE
1925	Panico, Danny	TKP	1375	Hartten, Ed	ALD	1441	Thomas, Walter	ALE
1916	Lamb, Terry	CCC	1939	Hodos, Julian	ALE	1916	Lamb, Terry	CCC
1903	/14 Lustig, Darren	LSF	1845	Hom, Dennis	CSI	1846	Dorsky, Mike	CCC
1846	Dorsky, Mike	CCC	1663	Insogna, Matt	KSF	1800	Viale, Rich	CCC
1845	Hom, Dennis	CSI	1659	Kingsley, John	ALC	1720	Montenero, Paul	CCC
1829	Sommese, Anthony	EDO	1823	Kolczynski, Jim	LSF	1474	Proffman, Paul	CCC
1828	Solomon, Steve	KSF	1916	Lamb, Terry	CCC	1440	Warnock, Andy	CCC
1823	Kolczynski, Jim	LSF	2001	Leone, Dave	LSF	1120	Cretaro, Anthony	CCC
1800	Viale, Rich	CCC	1285	Loshin, Al	ALC	934	/10 Montenero, Zack	CCC
1793	/13 Soto, Jorge	ALE	1903	/14 Lustig, Darren	LSF	2140	Berg, George	CSI
1775	Muttreja, Suresh	KSF	1386	Mastandrea, Robert	ALC	1945	Dwulit, James	CSI
1768	Celauro, Sal	LSF	1600	Est McBride, William	CSI	1937	Wilkie, Clayton	CSI
1756	/4 Goldgaber, Sergey	ALD	1720	Montenero, Paul	CCC	1926	Rizzo, Robert	CSI
1740	/7 Daciuk, J	ALD	934	/10 Montenero, Zack	CCC	1845	Hom, Dennis	CSI
1728	Standing, Robert	LSF	1932	/4 Muttreja, Mahesh	KSF	1663	Wu, Danny	CSI
1724	Alikakos, George	EDO	1775	Muttreja, Suresh	KSF	1600	Est McBride, Willia	CSI
1720	Montenero, Paul	CCC	1925	Panico, Danny	TKP	1987	Romero, Steve	EDO
1716	Schilling, Pete	TKP	2069	Panico, Nick III	TKP	1829	Sommese, Anthon	EDO
1706	Frohreich, Frank	ALD	2094	Pappaceno, Mike	TKP	1724	Alikakos, George	EDO
1690	/5 Parrish, Allen	KSF	1690	/5 Parrish, Allen	KSF	1675	Spreckles, Charle	EDO
1675	Spreckles, Charles	EDO	2067	/7 Pattard, Tom	TKP	1932	/4 Muttreja, Mahesh	KSF
1663	Insogna, Matt	KSF	2128	Pour, Darius	TKP	1828	Solomon, Steve	KSF
1663	Wu, Danny	CSI	1474	Proffman, Paul	CCC	1775	Muttreja, Suresh	KSF
1659	Kingsley, John	ALC	2066	USCF Rabin, Evan	TKP	1690	/5 Parrish, Allen	KSF
1616	Rusch, Ed	ALD	1926	Rizzo, Robert	CSI	1663	Insogna, Matt	KSF
1600	Est McBride, William	CSI	1987	Romero, Steve	EDO	2001	Leone, Dave	LSF
1559	Shattuck, John	ALD	1616	Rusch, Ed	ALD	1956	Bonfante, Charles	LSF
1530	Celaru, Adrian	ALE	1716	Schilling, Pete	TKP	1903	/14 Lustig, Darren	LSF
1519	Goldman, Mel	ALC	1559	Shattuck, John	ALD	1823	Kolczynski, Jim	LSF
1474	Proffman, Paul	CCC	1828	Solomon, Steve	KSF	1768	Celauro, Sal	LSF
1441	Thomas, Walter	ALE	1829	Sommese, Anthony	EDO	1728	Standing, Robert	LSF
1440	Warnock, Andy	CCC	1793	/13 Soto, Jorge	ALE	UNR	/2 Finnegan, Mike	LSF
1386	Mastandrea, Robert	ALC	1675	Spreckles, Charles	EDO	2128	Pour, Darius	TKP
1375	Hartten, Ed	ALD	1728	Standing, Robert	LSF	2094	Pappaceno, Mike	TKP

1341	Watnick, Mel	ALC	1441	Thomas, Walter	ALE	2069	Panico, Nick III	TKP
1285	Loshin, Al	ALC	1800	Viale, Rich	CCC	2067 /7	Pattard, Tom	TKP
1120	Cretaro, Anthony	CCC	1440	Warnock, Andy	CCC	2066 USCF	Rabin, Evan	TKP
934 /10	Montenero, Zack	CCC	1341	Watnick, Mel	ALC	1925	Panico, Danny	TKP
UNR /2	Finnegan, Mike	LSF	1937	Wilkie, Clayton	CSI	1716	Schilling, Pete	TKP
UNR /1	Grossman, Kurt	TKP	1663	Wu, Danny	CSI	UNR /1	Grossman, Kurt	TKP

LIICL 2007-2008				Individual Class Standings				12				Playoff & Individual				Non-Scheduled			
Rating	Name	Team	PPR	G	W	L	D	Bye	G	W	L	D	G	W	L	D			
Class A																			
2069	Panico, Nick III	TKP	5.00	10	10	0	0	2	0	0	0	0	0	0	0	0			
2140	Berg, George	CSI	4.20	10	7	1	2	2	0	0	0	0	0	0	0	0			
2128	Pour, Darius	TKP	3.60	8	6	1	1	2	0	0	0	0	0	0	0	0			
2067	/7	Pattard, Tom	TKP	3.60	8	6	1	1	0	0	0	0	0	0	0	0			
1939	Hodos, Julian	ALE	3.60	9	5	1	3	2	0	0	0	0	0	0	0	0			
1987	Romero, Steve	EDO	3.40	10	4	2	4	2	0	0	0	0	0	0	0	0			
1937	Wilkie, Clayton	CSI	3.40	9	5	2	2	2	0	0	0	0	1	1	0	0			
1956	Bonfante, Charles	LSF	3.20	8	5	2	1	2	0	0	0	0	1	0	0	1			
2094	Pappaceno, Mike	TKP	3.00	6	4	0	2	2	0	0	0	0	0	0	0	0			
2001	Leone, Dave	LSF	3.00	8	3	1	4	2	0	0	0	0	0	0	0	0			
1945	Dwulit, James	CSI	2.60	7	3	2	2	2	0	0	0	0	0	0	0	0			
1926	Rizzo, Robert	CSI	1.60	3	1	1	1	2	0	0	0	0	2	1	1	0			
1925	Panico, Danny	TKP	1.40	1	1	0	0	2	0	0	0	0	0	0	0	0			
1916	Lamb, Terry	CCC	1.40	3	0	1	2	2	0	0	0	0	2	2	0	0			
2066	USCF	Rabin, Evan	TKP	1.00	1	0	1	0	2	0	0	0	0	0	0	0			
Class B																			
1845	Hom, Dennis	CSI	3.80	9	7	2	0	2	0	0	0	0	0	0	0	0			
1829	Sommese, Anthony	EDO	3.40	10	5	3	2	2	0	0	0	0	0	0	0	0			
1800	Viale, Rich	CCC	3.00	10	5	5	0	2	0	0	0	0	1	0	1	0			
1728	Standing, Robert	LSF	2.80	7	4	2	1	2	0	0	0	0	4	3	1	0			
1775	Muttreja, Suresh	KSF	2.80	9	4	4	1	2	0	0	0	0	0	0	0	0			
1768	Celauro, Sal	LSF	2.40	9	2	4	3	2	0	0	0	0	1	0	1	0			
1846	Dorsky, Mike	CCC	2.20	6	2	2	2	2	0	0	0	0	0	0	0	0			
1716	Schilling, Pete	TKP	2.20	4	3	1	0	2	0	0	0	0	0	0	0	0			
1903	/14	Lustig, Darren	LSF	2.00	4	2	1	1	2	0	0	0	0	3	3	0	0		
1828	Solomon, Steve	KSF	2.00	7	1	3	3	2	0	0	0	0	0	0	0	0			
1706	Frohreich, Frank	ALD	2.00	8	2	5	1	2	0	0	0	0	0	0	0	0			
1823	Kolczynski, Jim	LSF	1.80	3	2	1	0	2	0	0	0	0	0	0	0	0			
1724	Alikakos, George	EDO	1.60	10	1	8	1	2	0	0	0	0	0	0	0	0			
Class C																			
1793	/13	Soto, Jorge	ALE	3.20	8	5	2	1	2	0	0	0	0	0	0	0			
1675	Spreckles, Charles	EDO	3.20	10	5	4	1	2	0	0	0	0	0	0	0	0			
1663	Insogna, Matt	KSF	2.60	8	2	2	4	2	0	0	0	0	0	0	0	0			
1616	Rusch, Ed	ALD	2.60	9	4	5	0	2	0	0	0	0	2	0	2	0			
1720	Montenero, Paul	CCC	2.40	6	3	2	1	2	0	0	0	0	1	0	0	1			
1740	/7	Daciuk, J	ALD	2.20	7	3	4	0	2	0	0	0	0	0	0	0			
1659	Kingsley, John	ALC	2.20	8	2	4	2	2	0	0	0	0	0	0	0	0			

1530		Celaru, Adrian	ALE	1.80	7	1	4	2	2	0	0	0	0	0	0	0	0
1663		Wu, Danny	CSI	1.00	1	0	1	0	2	0	0	0	0	0	0	0	0
1559		Shattuck, John	ALD	1.00	1	0	1	0	2	0	0	0	0	0	0	0	0

Class D

1932	/4	Muttreja, Mahesh	KSF	3.00	5	5	0	0	2	0	0	0	0	0	0	0	0
1441		Thomas, Walter	ALE	2.80	10	4	5	1	2	0	0	0	0	0	0	0	0
1519		Goldman, Mel	ALC	2.40	9	3	5	1	2	0	0	0	0	0	0	0	0
1756	/4	Goldgaber, Sergey	ALD	2.20	4	2	0	2	2	0	0	0	0	0	0	0	0
1690	/5	Parrish, Allen	KSF	2.20	5	3	2	0	2	0	0	0	0	0	0	0	0
1375		Hartten, Ed	ALD	1.80	6	2	4	0	2	0	0	0	0	2	1	1	0
1341		Watnick, Mel	ALC	1.80	8	2	6	0	2	0	0	0	0	1	0	1	0
1285		Loshin, Al	ALC	1.80	7	2	5	0	2	0	0	0	0	2	1	1	0
1474		Proffman, Paul	CCC	1.60	4	0	1	3	2	0	0	0	0	0	0	0	0
1440		Warnock, Andy	CCC	1.60	3	1	1	1	2	0	0	0	0	0	0	0	0
UNR	/2	Finnegan, Mike	LSF	1.40	1	1	0	0	2	0	0	0	0	0	0	0	0
1386		Mastandrea, Robert	ALC	1.20	8	0	7	1	2	0	0	0	0	4	2	2	0
UNR	/1	Grossman, Kurt	TKP	1.00	1	0	1	0	2	0	0	0	0	0	0	0	0
1600	Est	McBride, William	CSI	1.00	1	0	1	0	2	0	0	0	0	0	0	0	0
1120		Cretaro, Anthony	CCC	1.00	4	0	4	0	2	0	0	0	0	0	0	0	0
934	/10	Montenero, Zack	CCC	1.00	2	0	2	0	2	0	0	0	0	3	0	3	0

[Round 1 September 28 2007](#)

[Round 2 October 5, 2007](#)

[Round 3](#)

[Round 4](#)

[Round 5](#)

[Round 6 November 2, 2007](#)

[Round 7](#)

[Round 8 November 30, 2007](#)

[Round 9 December 7, 2007](#)

[Round 10 January 11, 2008](#)

[Round 11 January 25, 2008](#)

[Round 12 February 8, 2008](#)

PLAYOFFS!

[The brackets](#)

[INDY](#)

[Round 1 March 7, 2008](#)

Round 2 March 28,2008

[Round 3 April 4 2008](#)

Round 4 April 11 2008

Indy Final

Tie Break Chart

[EBoard Minutes March 31](#)

[Eboard Minutes](#)

[E Board minutes of May 19,2001](#)

[minutes of meeting 8.25.01](#)

[minutes of the meeting 24 Aug 2002.](#)

[minutes of meeting 22 August 2003](#)

[Minutes of the Executive Board Meeting of the LIICL of Saturday, August 26 2006](#)

[Minutes Aug25 2007 \(Word Doc\)](#)

[League Directory](#)

[Life time LIICL](#) statistics compiled by Bob Rizzo in pdf format Click here for a [pdf viewer](#)

[Contact the LIICL by email](#)

[Constitution of the LIICL](#)

[Directions to the Huntington Library \(our current playing site\)](#)

[Directions to the Congregational Church of Huntington](#)

[Directions to the East Northport Library](#)

[East Northport Library Rules and Regulations](#)

The chess links page of the LIICL.

Here are some useful chess links. They contain links to other chess sites as well. The New in Chess site itself has 1900 chess links. If you know of others that should be here email them to liicl@yahoo.com.

[USCF](#)

[FIDE](#)

[Russian Chess](#)

[This Week In Chess](#)

[New in Chess](#)

[Chess is Fun](#) - Jon Edwards Chess page

[Internet Chess Club](#)

[Chess Express](#)

[Chess Base](#)

[The Chess Portal](#)

Team Results - Round 2

Oct. 5, 2007

LSF			Alumni C
-			-
Leone D	1.0	0.0	Kingsley J
Celauro S	0.5	0.5	Goldman M
Standing R	1.0	0.0	Mastandrea R
Finnegan M	1.0	0.0	Watnick M
	3.5	0.5	
KSF			Alumni E
-			-
Muttreja S	0.5	0.5	Hodos J
Forfeit	0.0	1.0	Soto J
Parish A	1.0	0.0	Celaru A
Muttreja M	1.0	0.0	Thomas W
	2.5	1.5	
Alumni D			EDO
-			-
Frohreich F	0.0	1.0	Romero S
Rusch E	1.0	0.0	Alikakos G
Daciuk J	0.0	1.0	Sommese A
Hartten E	0.0	1.0	Spreckles C
	1.0	3.0	
Killer P's			CSI
-			-
Pattard T	0.5	0.5	Berg G
Pour D	1.0	0.0	Rizzo R
Pappaceno M	1.0	0.0	Wilkie C
Panico N III	1.0	0.0	Hom D
	3.5	0.5	

Team Results - Round 6

Nov. 02, 2007

Alumni D**CCC**

-			-
Rusch E	0.0	1.0	Viale R
Daciuk J	1.0	0.0	Proffman P
Goldgaber S	0.5	0.5	Warnock A
Hartten E	1.0	0.0	Cretaro A
	2.5	1.5	

CSI**Alumni E**

-			-
Berg G	1.0	0.0	Hodos J
Dwulit J	0.5	0.5	Soto J
Rizzo R	1.0	0.0	forfeit
Hom D	1.0	0.0	Thomas W
	3.5	0.5	

TKP**EDO**

-			-
Pattard T	0.0	1.0	Romero S
Pour D	1.0	0.0	Alikakos G
Pappaceno M	1.0	0.0	Sommese A
Panico N	1.0	0.0	Spreckles C
	3.0	1.0	

KSF**Alumni C**

-			-
Solomon S	0.5	0.5	Kingsley J
forfeit	0.0	1.0	Goldman M
Insogna M	1.0	0.0	Watnick M
forfeit	0.0	1.0	Loshin A
	1.5	2.5	

Individual Results - Round 6

Nov. 02, 2007

White**Black**

-			-
Montenero Z	0.0	1.0	Mastandrea R
Montenero P	0.5	0.5	Bonfante C

Team Results - Round 8

Nov. 30, 2007

CSI				TKP	
-				-	
Berg G	1.0	0.0		Pour D	
Dwulit J	0.0	1.0		Panico N	
Wilkie C	0.0	1.0		Pattard T	
Hom D	1.0	0.0		Schilling	
	2.0	2.0			
LSF				EDO	
-				-	
Leone D	0.5	0.5		Romero S	
Bonfante C	0.5	0.5		Sommese A	
Lustig D	1.0	0.0		Alikakos G	
Celauro S	0.0	1.0		Spreckles C	
	2.0	2.0			
Alumni C				CCC	
-				-	
Kingsley J	0.0	1.0		Viale R	
Goldman M	0.0	1.0		Montenero P	
Mastandrea R	0.5	0.5		Proffman P	
Loshin A	0.0	1.0		Warnock A	
	0.5	3.5			

Individual Results - Round 8

Nov. 30, 2007

White				Black	
-				-	
Hartten E	0.0	1.0		Lamb T	
Rusch E	0.0	1.0		Rizzo R	
Montenero Z	0.0	1.0		Standing R	

Team Results - Round 9

Dec. 07, 2007

KSF			TKP		
-			-		
Solomon S	0.0	1.0	Pour D		
Muttreja S	0.0	1.0	Panico N		
Forfeit	0.0	1.0	Pattard T		
Muttreja M	1.0	0.0	Forfeit		
	1.0	3.0			
LSF			Alumni E		
-			-		
Leone D	1.0	0.0	Forfeit		
Bonfante C	1.0	0.0	Forfeit		
Lustig D	1.0	0.0	Forfeit		
Standing R	0.0	1.0	Thomas W		
	3.0	1.0			
CCC			EDO		
-			-		
Lamb T	0.5	0.5	Romero S		
Viale R	0.0	1.0	Sommese A		
Forfeit	0.0	1.0	Alikakos G		
Forfeit	0.0	1.0	Spreckles C		
	0.5	3.5			
Alumni D			CSI		
-			-		
Daciuk J	0.0	1.0	Berg G		
Frohreich F	0.0	1.0	Wilkie C		
Rusch E	0.0	1.0	Hom D		
Goldgaber S	1.0	0.0	Wu D		
	1.0	3.0			

Team Results - Round 10

Jan. 11, 2008

TKP		LSF	
-			-
Pour D	0.5	0.5	Leone D
Rabin E	0.0	1.0	Bonfante C
Panico N	1.0	0.0	Celauro S
Pattard T	1.0	0.0	Kolczynski J
	2.5	1.5	

Alumni C		Alumni E	
-			-
Goldman M	0.0	1.0	Hodos J
Mastandrea R	0.0	1.0	Soto J
Watnick M	1.0	0.0	Celaru A
Loshin A	0.0	1.0	Thomas W
	1.0	3.0	

CCC		CSI	
-			-
Lamb T	0.5	0.5	Berg G
Dorsky M	0.5	0.5	Dwulit J
Viale R	0.0	1.0	Wilkie C
Montenero PJ	0.0	1.0	Hom D
	1.0	3.0	

Alumni D		KSF	
-			-
Forfeit	0.0	1.0	Solomon S
Forfeit	0.0	1.0	Muttreja S
Rusch E	0.0	1.0	Insogna M
Hartten E	0.0	1.0	Parrish A
	0.0	4.0	

Individual Results - Round 10

Jan. 11, 2008

White		Black	
-			-
Standing R	0.0	1.0	Lustig D

Team Results - Round 11

Jan. 25, 2008

EDO		LSF	
-		-	
Romero S	1.0	0.0	Lustig D
Sommese A	1.0	0.0	Celauro S
Alikakos G	0.0	1.0	Kolczynski J
Spreckles C	0.5	0.5	Standing R
	2.5	1.5	

Alumni C		CCC	
-		-	
Kingsley J	1.0	0.0	Lamb T
Goldman M	0.0	1.0	Dorsky M
Mastandrea R	0.0	1.0	Viale R
Watnick M	1.0	0.0	Cretaro A
	2.0	2.0	

CSI		KSF	
-		-	
Berg G	1.0	0.0	Solomon S
Dwulit J	1.0	0.0	Muttreja S
Wilkie C	0.5	0.5	Insogna M
Hom D	1.0	0.0	Parrish A
	3.5	0.5	

Alumni E		Alumni D	
-		-	
Hodos J	1.0	0.0	Frohreich F
Forfeit	0.0	1.0	Rusch E
Celaru A	1.0	0.0	Forfeit
Thomas W	1.0	0.0	Hartten E
	3.0	1.0	

Individual Results - Round 11

Jan. 25, 2008

White		Black	
-		-	
Loshin A	1.0	0.0	Mastandrea R
Mastandrea R	1.0	0.0	Loshin A

Team Results - Round 12

Feb. 7, 2008

EDO		TKP	
-		-	
Romero S	0.0	1.0	Pour D
Sommese A	0.0	1.0	Pappaceno M
Alikakos G	0.0	1.0	Panico N III
Spreckles C	0.0	1.0	Panico D
	0.0	4.0	
Alumni D		Alumni C	
-		-	
Forfeit	0.0	1.0	Kingsley J
Frohreich F	1.0	0.0	Goldman M
Rusch E	1.0	0.0	Watnick M
Forfeit	0.0	1.0	Loshin A
	2.0	2.0	
Alumni E		KSF	
-		-	
Hodos J	1.0	0.0	Forfeit
Soto J	0.0	1.0	Muttreja S
Celaru A	0.5	0.5	Insogna M
Thomas W	0.0	1.0	Parrish A
	1.5	2.5	

Individual Results - Round 12

Feb. 7, 2008

White		Black	
-		-	
Celauro S	0.0	1.0	Wilkie C
Standing R	1.0	0.0	Mastandrea R
Viale R	0.0	1.0	Lamb T

Individual Swiss Standings

#	<u>Name</u>	<u>Rtng</u>	<u>Post</u>	<u>Rd 1</u>	<u>Rd 2</u>	<u>Rd 3</u>	<u>Tot</u>	<u>TBrk[S]</u>	<u>TBrk[C]</u>	<u>TBrk[O]</u>
1	Nick Panico	2069	2076	W26	W8	W24	3.0	3.5	6.0	6.5
2	Rich Viale	1800	1828	H---	W11	W33	2.5	3.5	4.0	6.0
3	Darius Pour	2128	2134	H---	W10	W17	2.5	3.0	4.0	7.0
4	Mike Pappaceno	2094	2098	H---	W7	W30	2.5	3.0	4.0	6.5
5	Tom Pattard	2067	2069	H---	W29	W22	2.5	2.5	4.0	4.5
6	Bob Manos	1300	1355	H---	W27	W31	2.5	2.0	4.0	5.0
7	Frank Frohreich	1706	1726	W28	L4	W19	2.0	5.0	4.0	10.5
8	Ed Rusch	1616	1621	W32	L1	B---	2.0	4.0	3.0	7.0
9	Robert Rizzo	1926	1923	L18	W32	W27	2.0	3.5	3.0	8.0
10	John Daciuk	1740	1746	W31	L3	B---	2.0	3.5	3.0	6.5
11	Clayton Wilkie	1937	1927	W41	L2	W39	2.0	3.0	4.0	6.0
12	Julian Hodos	1939	1955	H---	D21	W18	2.0	3.0	3.0	8.0
13	Robert Standing	1728	1733	L17	W38	W28	2.0	3.0	3.0	7.5
14	Jorge Soto	1793	1813	H---	W26	D23	2.0	2.5	3.5	4.0
15	Dennis Hom	1845	1844	H---	D16	W38	2.0	2.5	3.0	5.0
16	Paul Montenero	1720	1739	H---	D15	W40	2.0	2.5	3.0	4.5
17	Steve Romero	1987	1981	W13	D25	L3	1.5	6.0	4.0	10.5
18	George Berg	2140	2128	W9	D20	L12	1.5	5.5	4.0	8.5
19	Suresh Muttreja	1775	1780	W20	D30	L7	1.5	4.5	4.0	8.5
20	Terry Lamb	1916	1920	L19	D18	W21	1.5	4.5	2.0	12.0
21	Dave Leone	2001	1992	W40	D12	L20	1.5	4.0	4.0	6.5
22	Charles Spreckles	1675	1685	H---	W35	L5	1.5	3.5	3.0	6.5
23	Jim Dwulit	1945	1939	H---	D34	D14	1.5	3.0	2.5	6.5
24	George Alikakos	1724	1721	H---	B---	L1	1.5	3.0	2.0	6.0
25	Steve Solomon	1828	1833	H---	D17	H---	1.5	1.5	2.0	4.0
26	Darren Lustig	1903	1893	L1	L14	W34	1.0	6.0	1.0	12.5
27	Al Loshin	1285	1292	W29	L6	L9	1.0	5.5	3.0	8.5
28	Mel Goldman	1519	1505	L7	W37	L13	1.0	5.0	2.0	9.0
29	Ed Hartten	1375	1352	L27	L5	W36	1.0	4.5	1.0	10.0
30	Tony Sommese	1829	1823	H---	D19	L4	1.0	4.0	2.0	8.5
31	John Kingsley	1659	1630	L10	W41	L6	1.0	4.0	2.0	7.5
32	Robert Mastandrea	1386	1398	L8	L9	W41	1.0	3.5	1.0	6.0
33	Jim Kolczynski	1823	1815	U---	W39	L2	1.0	3.0	2.0	6.0
34	Mike Dorsky	1846	1839	H---	D23	L26	1.0	2.5	2.0	4.0
35	Matt Insogna	1663	1650	H---	L22	H---	1.0	1.5	1.0	3.5
36	Tyler Wolfe	unr.	750	H---	H---	L29	1.0	1.0	1.5	1.0
37	Zack Montenero	934	932	H---	L28	H---	1.0	1.0	1.0	2.0
38	Walter Thomas	1441	1432	H---	L13	L15	0.5	4.0	1.0	6.5
39	Adrian Celaru	1530	1522	H---	L33	L11	0.5	3.5	1.0	6.0
40	Sal Celauro	1768	1749	L21	H---	L16	0.5	3.5	0.5	7.5
41	Justin Greenwald	1456	1424	L11	L31	L32	0.0	4.0	0.0	7.0

Results for Round 1 - 2008 LIICL Individual

White	Result	Black
George Berg	1	0Robert Rizzo
Darren Lustig	0	1Nick Panico
Dave Leone	1	0Sal Celauro
Robert Standing	0	1Steve Romero
Clayton Wilkie	1	0Justin Greenwald
Terry Lamb	0	1Suresh Muttreja
John Kingsley	0	1John Daciuk
Frank Frohreich	1	0Mel Goldman
Robert Mastandrea	0	1Ed Rusch
Ed Hartten	0	1Al Loshin

Team Results - Round P3

Apr. 04, 2008

Alumni D			KSF	TKP			EDO
-			-	-			-
Daciuk J	1.0	0.0	Forfeit	Pour D	1.0	0.0	Romero S
Frohreich F	1.0	0.0	Muttreja S	Pappaceno M	1.0	0.0	Sommese A
Rusch E	1.0	0.0	Forfeit	Panico N III	1.0	0.0	Alikakos G
Hartten E	1.0	0.0	Forfeit	Pattard T	1.0	0.0	Spreckles C
	4.0	0.0			4.0	0.0	
Alumni E			CSI	CCC			LSF
-			-	-			-
Hodos J	1.0	0.0	Berg G	Lamb T	1.0	0.0	Leone D
Soto J	0.5	0.5	Dwulit J	Dorsky M	0.0	1.0	Lustig D
Celaru A	0.0	1.0	Wilkie C	Viale R	1.0	0.0	Kolczynski J
Thomas W	0.0	1.0	Hom D	Montenero PJ	1.0	0.0	Celauro S
	1.5	2.5			3.0	1.0	

Individual Results - Round I3

Apr. 04, 2008

White			Black
-			-
Rizzo R	1.0	0.0	Loshin A
Manos R	1.0	0.0	Kingsley J
Goldman M	0.0	1.0	Standing R
Mastandrea R	1.0	0.0	Greenwald J
Hartten E	1.0	0.0	Wolfe

Minutes of the LIICL Executive Board Meeting

March 31, 2001

Huntington Library

The meeting was called to order at 12:00 PM. A quorum was present: AIL: Steve Romero, Alumni D: Ed Rusch, Clear-Cut Computing: Paul Ragonnet, Veeco: Seymour Bilkis, Photon: Tony Sommese, Northrop Grumman: George Berg. Subsequent attendees: Alumni C: John Kingsley, LSF: Dave Leone
Absent: Ademco: Tom Ogen

1) Motion: "To count the Cecchini-Insogna game as a double-forfeit. To make Cecchini eligible for the playoffs based upon original desire to play on the regularly scheduled Wednesday for round 11." Passed 5 for, 0 against, 1 abstain

2) Determination of the Playoff seedings.

Round 1: AIL (W) vs. CCC (B)

Quarter-finals: Pho (W) vs. Ade (B)

Alu C (W) vs. Alu D (B)

LSF (W) vs. Vee (B)

NG vs. winner of AIL-CCC match

3) Motion: "Approve four playing dates at the East Northport Library: April 6, April 27, May 4 and May 18." Passed 8 for - 0 against - 0 abstain

4) Motion: "Official playoff time control will be Game/60 with starting time of 6:50 PM. If all eight players involved in a match wish, by unanimous agreement they may start earlier and increase the time control so as to finish 10 minutes before curfew." Passed 8 for - 0 against - 0 abstain

5) Motion: "There will be no Sudden Death to break playoff matches that end tied at 2-2. Ties will be broken in the following order. 1) Regular season head-to-head, 2) Regular season position round, if

applicable, head-to-head, 3) Regular season standings, 4) Coin toss." Passed 6 for - 1 against - 1 abstain

6) Motion: "Eliminate the fifth round of the Individual tournament reducing it to a four-round Swiss. Registration for each round of the Individual end at 6:45 PM." Passed 8 for, 0 against, 0 abstain

7) Bob Rizzo will contact Paul Montenero to determine if the Plainview-Old Bethpage Library will allow groups to stay past the 9:00 PM general public quitting time, until 10:00 PM. If so, some of the rounds may be played at that site with longer controls.

8) Directions to the East Northport Library will be posted on the LIICL site along with the final Individual ratings, the playoff schedule, the Rules of the East Northport Library and the final Regular season results.

The meeting was adjourned at 1:00 PM.

Minutes of the LIICL Executive Board Meeting

February 24, 2001

Huntington Library

The meeting was called to order at 12:10 PM. A quorum was present: Alumni D: Ed Rusch, Veeco: Seymour Bilkis, Photon: Bob Wisbauer, Northrop Grumman: George Berg, LSF: Mike Anthony. Subsequent attendees: AIL: Steve Romero, Ademco: Tom Ogen, Alumni C: John Kingsley. Absent: Clear-Cut Computing

- 1) Motion: "To waive all forfeiture fees resulting from a scheduled Wednesday" Passed 5 for, 0 against, 0 abstain
- 2) Motion: "To name Jim Dwulit "Rules Director" to complete the term of Alan Benjamin" Passed 5 for, 0 against, 0 abstain
- 3) Treasurer's Report: An additional \$65 was collected for the Alan Benjamin tribute. The total individual contributions came to \$215. The LIICL has added another \$100 from the Treasury. \$250 was sent to the NYS Chess Association on behalf of Alan on February 2, 2001. This was sent along with a letter from the LIICL. A copy of the letter was distributed at this meeting and is available to any league member wishing to view it. An additional contribution to the NYSCA will be made in the amount of \$65.
- 4) The current (Jan. 31, 2001) balance in the LIICL Treasury is \$1,754.58 which includes both checking and money market. Outstanding current obligations include the \$100 for the Benjamin tribute and approximately \$200 owed for refreshments. This leaves a net of approximately \$1,450.00. There is another obligation for \$50 which is for the Rothman trophy to be equally funded by the LIICL and the CCLNY. This trophy will be the cup that we play for in the next All Star match. The LIICL has petitioned the CCLNY to have the name on the cup changed to the "Rothman-Benjamin" trophy. There is one long term credit due the LIICL which is represented by the \$50 deposit given to the Congregational Church of Huntington.
- 5) An insurance quote was quoted to the LIICL by the Jack Morejon Agency, 66 Guy Lombardo Ave., Freeport, NY. Liability insurance is now a prerequisite to playing in the Congregational Church and to other non-public sites. For \$1M coverage, \$3M aggregate with \$5,000 fire insurance, the annual premium would be \$1,240. Jim Dwulit had suggested that this could be split across this season and next to ease the financial burden.

Motion: "Table the liability insurance until all other possibilities are exhausted which would not require such an expense." Passed 7 for, 0 against, 0 abstain

6) In order to assist in individuals making up games that could not be completed during a Wednesday evening, it was suggested that a full directory be distributed.

Motion: "Captains shall provide a list of all individual members phone numbers and email addresses where voluntary on each individual's part. These would be given to the LIICL Treasurer for compilation and distribution of a complete listing to each LIICL member." Passed 8 for, 0 against, 0 abstain

7) Motion: "Remove Round 12 from the current season. After Round 11, scheduled for March 7th, suspend play until either April 1st or when a Friday site becomes available, whichever is first. An E-Board meeting will be held March 31st at the Huntington Library at Noon to determine the future course of the LIICL at that time." Passed 7 for, 0 against, 1 abstain

8) The following reports were given regarding alternative sites.

Robert Wisbauer stated that a site might be available in Lake Grove.

Mike Anthony reported that a vote for the Huntington Library will be held in April. If that passes then Friday hours will be reinstated.

Bob Rizzo reported that The Congregational Church of Huntington has verbally told us that only one Friday per month is available to the LIICL. At least one more site is needed as this does not meet our needs of bi-monthly meetings.

Dave Leone reported that he has inquired into the availability of the Northport Library but they have not gotten back to him.

Robert Standing has not heard yet from the United Methodist Church regarding their availability.

Ed Rusch has contacted the Plainview-Old Bethpage Library and they have availability for the following Fridays until 9:00 PM only – 3/2, 3/30, 4/6, 4/13, 4/20, 4/27, 5/4, 5/11, 5/18, 5/25, 6/1 & 6/29.

Note: It has been learned subsequently that the Huntington Library vote will be held April 3rd. All registered voters who are in the district are encouraged to vote yes as it will allow them to reinstate late Friday hours. However, this will be effective July 1st which is too late for the the LIICL this season.

In addition the Plainview-Old Bethpage Library will allow groups to stay past the 9:00 PM general public quitting time, until 10:00 PM. They require that a member of their library system is an LIICL

member.

All LIICL members are encouraged to try to find suitable sites.

The meeting was adjourned at 2:00 PM.

Minutes of May 19, 2001 LIICL Executive Board Meeting

- 1) The Awards will be held on Saturday afternoon, June 9, 2001 at the Huntington Library from 11:30 - 4:30
- 2) An EBoard meeting will be held simultaneously on June 9th from 11:30 - 12:00 Noon
- 3) Rizzo will approach the CCoH to get our \$50 deposit back since we don't anticipate playing there anymore given the insurance demand.
- 4) Due to the mix-ups and misunderstandings revolving around the need to go to Wednesdays and considering the outcome of the Final match ending at 2-2 when it was unclear as to who really should have been awarded drawing odds, both LSF and PRA have been declared as co-champions.
- 5) All captains are asked for a headcount by Wednesday to Bob Rizzo for the Awards afternoon.
- 6) Kingsley and Rizzo will do the trophies. Please return all trophies ASAP.
- 7) All Captains should have nominations for officers ready for the June 9th EBoard meeting.
- 8) Bob Standing will handle the food.
- 9) George Alikakos will get the refreshments.

Minutes of the LIICL Executive Board Meeting

August 25, 2001

Huntington Library

The meeting was called to order at 12:05 PM. A quorum was present:

Northrop Grumman: George Berg, LSF: Robert Standing, EDO (AIL): Steve Romero, Ademco: Tom Ogen, Alumni C: John Kingsley, Clear-Cut Computing: Paul Ragonnet.

Officers: LIICL Treasurer – Bob Rizzo

Absent: Photon, Alumni D, Veeco, LIICL President & LIICL Rules Director.

Observers: Seymour Bilkis, Steven Solomon, Zack Solomon.

Steven and Zack Solomon were introduced to the LIICL. They had emailed the website expressing a desire to enter our league. They were informed that they could do it in two ways. Either they could form a team from their business, "King Solomon's Mines", or they could join with another organization under the conglomerate rule. Tom Ogen expressed a need for more players and it appeared that an agreement was reached whereby they would conglomerate with Ademco for the 2001-2002 season.

It was also learned through Steve Romero that NYSCA President, Len Chipkin, would be rejoining the LIICL as a member of the AIL team. George Alikakos has informed the LIICL that AIL should be officially renamed EDO Corp.

Bob Rizzo reported that the LIICL had no outstanding payables. There is an upcoming amount due to renew the LIICL domain name. Currently LIICL assets total \$1,025, all in cash.

The LIICL dues for 2001-2002 are \$150. This was raised from \$100 to cover the subsidization of a GM simul this season. Invoices were handed out to representatives of the teams present. Invoices will be mailed to Photon, Alumni D and Veeco. All payments are due by round 3, October 12, 2001.

Bob Rizzo reported that the Huntington Library had approved the submitted dates for CY 2001. The official time is from 7:00 PM to 9:00 PM on the following Friday evenings: Sep. 14, Sep. 28, Oct. 12,

Oct. 26, Nov. 2, Nov. 16, Nov. 30 & Dec. 14. The starting time is flexible but the LIICL must be out by 9:00 PM sharp. The constraints would limit us to a time control of Game/60 with a 6:50 PM starting time.

Alternate playing sites will be considered as they become available.

No further word has been heard from the CCLNY regarding an All Star match. The LIICL had responded to a query this Summer from the CCLNY but they failed to follow up. We remain receptive to such a match.

1) Motion: "To accept the approved Huntington Library dates, to approve a time control of Game/60 and a starting time of 6:50 PM." **Passed** 5 for, 1 against, 0 abstain

2) Motion: "To initially start out with a 12 round season with 3 position rounds." **Passed** 6 for, 0 against, 0 abstain.

There are 9 teams entered in the LIICL this season. Lots were pulled from a hat and the team number assignments are: 1 – Alumni C, 2 – Clear-Cut Computing, 3 – Life Service Foundation, 4 – EDO, 5 – Photon, 6 – Northrop Grumman, 7 - Alumni D, 8 – Veeco, 9 – Ademco. By random chance, Photon has the bye in Round 1. A schedule will be issued in the next few days and will be posted on the LIICL website.

The meeting was adjourned at 12:50 PM.

Minutes of LIICL Executive Board Meeting
August 24, 2002
Huntington Library

Attendees:

President: Absent

Treasurer: Bob Rizzo

Rules Director Absent

Ademco: Tom Ogen

Alumni C: John Kingsley

Alumni D: Ed Rusch

Clear-Cut: Paul Ragonnet

EDO: Steve Romero

LSF: Bob Standing

NGC: George Berg

PRA: Dennis Hom

Veeco: Sy Bilkis

Members: Mike Anthony (Past President)

Tim Cranston

The meeting was called to order at 12:05 PM

1) It was determined that the same 9 teams will be entering the league for the 2002-2003 season as last season. Numbers were selected at random by each team. For the 2002-2003 season the following team numbers were assigned: 1-LSF, 2-Alumni C, 3-Veeco, 4-Northrop Grumman, 5-Photon Research, 6-EDO, 7-Clear-Cut, 8-Alumni D, 9-Ademco.

2) It was reported by Bob Rizzo that there is \$1,212.00 in the treasury with an upcoming payment of \$48.00 due to renew the domain name liicl.com.

3) The issue of dues was brought up for discussion. The \$50 per team to subsidize a simul was dropped due to the fact that some teams felt they were subsidizing others. The fact that we could not commercialize the simul under Library Rules meant that an operating loss was a certainty. It was noted that not all costs were charged to the LIICL last season such as refreshment and supplies. Given this, a motion was brought up to eliminate the \$50 simul subsidy and to add \$20 to the \$100 normal dues to

cover costs not reimbursed. The motion to make the dues \$120 for the 2002-2003 season passed 8-1 with no abstentions.

4) Photon raised a motion to switch the LIICL from game point standings to match point standings. The pros and cons of each scoring system was discussed especially noted was the possible conflicts between individual races and team races. The motion was defeated 2-7 with no abstentions.

5) The schedule was the final issue. Round one will be September 13th starting at 6:50 PM. With 9 teams a single round robin means only 8 matches. It was thought a double-round robin was too long a season by some. Mike Anthony indicated that since we would complete round 10 before the new year with the dates we had for 2002, that an 18-round regular season was not impossible but would require us playing through June. A motion was brought up to stay with the 12-round, 10 match season, identical to last season. The motion passed 7-1 with one abstention.

6) Some discussion was made to possibly merge the two Alumni teams thus eliminating the need for the bye round. It was also noted that it was possible that a tenth team might join which could also get rid of the bye problem. New teams can be absorbed until week two, September 27th. After that date a major schedule change would be needed.

The meeting ended at 1:30 PM

Minutes of LIICL Executive Board Meeting 8/22/03

The meeting was called to order at 6:45 PM at the Huntington Library

Attendees were:

Voting

John Kingsley – Alumni C

Andy Warnock – Clear-Cut Computing

George Berg – Northrop Grumman

Tony Sommese – Photon Research Assoc.

Tom Ogen – Ademco

Ed Hartten – Alumni D

Red Bilkis – Alumni E (formerly Veeco)

Steve Romero – EDO

Non-Voting

Robert Rizzo – Editor

George Alikakos – President

Paul Ragonnet – Rules Director

John Kingsley – Treasurer

Absent

LSF

LIRR

Note that Veeco is now renamed Alumni E after losing sponsorship of that company.

- 1 The first item on the agenda was to determine the number of rounds.

“A round robin will be played with three position rounds for a total of 12 rounds. If we have 9 teams each team will have two byes. If a tenth team joins each team will play 12 rounds” **Motion Passed 8-0**

- 2 The seven dates granted by the Huntington Library were read.

“Accept the Library dates starting with Sept. 5th” **Motion Passed 8-0**

- 3 The time control is listed on the schedule as game/60 as no extensions of play were requested of the Library:

“Petition the Library for use of the 9-10 PM extension and write a check for \$175 to cover the seven dates

already approved. Follow up with a call on Monday to ascertain whether first round play will be extended. If accepted time control will be game/90.” Motion passed 8-0

4 Presently the LIICL uses a games score point basis to determine standings in the regular season:

“Change the LIICL regular season standings to a match point basis as opposed to the present LIICL point basis.” Motion failed 1-8

5 The LIICL rule 54 states that non-time delay clocks are preferred:

“The LIICL shall change its rule concerning Allegro (time delay) clocks to conform with USCF rules.” Motion passed 8-0

6 The LIICL has a closed admissions policy which does not allow walk-ons to enter the league.

“Open up the LIICL to anyone” Motion passed 7-2 (Required 2/3s vote)

7 Alumni E has accepted the player Tony Nunziata as a team member.

8 Bob Rizzo to contact the LIRR team to determine their status.

9 Lots were drawn for schedule position. Schedules were made up and distributed.

Business was completed at 7:55 PM and the meeting was adjourned.

Minutes of the LIICL Executive Board Meeting – August 26, 2006
Huntington Library, Huntington, NY

The meeting was called to order by President Steve Romero at 12:10 PM

Attendees:

President: Steve Romero

Treasurer: Paul Montenero

Rules Director: Mike Pappaceno

Editor: Bob Rizzo

WebMaster: Absent

Teams:

NGC: George Berg

PRA: Mike Pappaceno

Alu C: John Kingsley

Alu D: Ed Rusch

CCC: Paul Montenero

LSF: Bob Standing

EDO: Steve Romero

Alu E: Absent

Ademco/KSF: Absent

LIRR: Absent

1) Determined Prospective Teams

Last Season

Alumni C, EDO, PRA, Ademco/KSF, LSF, CCC, NGC, Alumni D, Alumni E, LIRR
(LIRR is probably NOT going to field a team this year – M. Pappaceno)

It was assumed that there would be 9 teams based upon the information that LIRR would not return. Ademco and Alumni E will be contacted to confirm their participation.

2) Determined Team Numbers (selected by picking teams from a hat)

#1 - Alu E, #2 – Alu D, #3 – EDO, #4 – Alu C, #5 – Ade/KSF, #6 – PRA,
#7 – LSF, #8 – NGC, #9 - CCC

3) It was decided to hold off the issuing of 1st Round Pairings & Schedule pending determination of the teams and position round proposal votes.

4) “The Library dates were ratified - 9/15, 9/29, 10/13, 10/27, 11/10, 12/1 (2 additional dates were requested and paid for – the Library has given us \$50 credit toward next year)” Passed 6-0
No abstentions

5) The Treasurer’s Financial Report from John Kingsley: The LIICL has a balance of \$63 in checking and \$502 in savings (we owe Pete Cullen a prize approx. \$50 and we have a \$50 debit from the Library)

6) “Dues will be kept at the current \$120/season” Passed 7-0 No abstentions

7) Bob Rizzo brought a signature card from the Bethpage Federal Credit Union so that the new officers (Romero, Pappaceno & Montenero) could be transferred to the account. BFCU needs a color copy of each officer’s driver’s license (to be emailed to Bob). Bob will deliver the card to the BFCU and John Kingsley will turn over the checkbook to Paul Montenero at round 1.

8) Proposal (M. Pappaceno): “Effective with this season, any player who has an over the board title of higher than U.S.C.F. National Master would be ineligible for any regular season and playoff matches. Any player who is a Senior Master, Fide Master, International Master or International Grandmaster would NOT be allowed to play in the league.” Passed 5-2 No abstentions

9) Proposal (N. Panico): “I am curious as to why CCC got away with having Michael Dorsky being placed on board 3, with an EST rating of 1700 when his USCF is last listed at 1921?

Article X - Rules and By-Laws

4) Board positions do have to reflect player strength. A player's board position will be dictated by league rating, where board one is the highest rated player and board four the lowest. A player does not have a provisional LIICL rating until four rated games are played. In lieu of LIICL ratings, USCF ratings will be used if available. The rating list will be updated at mid-season for use in determining board position for the second half of the season.

I recommend that a vote be taken place to have his rating updated at 1921 that way CCC can play in proper board order.” Defeated 7-0 No abstentions

Counter Proposal: “No player may be assigned a rating lower than that player’s normal USCF floor if an old USCF rating exists.” Passed 7-0 No abstentions

10) Proposal (J. Dwulit): “Link request from Chesscircle.net

From: Robert Graham [mailto:robert@chesscircle.net]

Sent: Tuesday, July 25, 2006 12:21 PM

To: Jim Dwulit

Subject: Link request from Chesscircle.net

Greetings,

My name is Robert Graham and I am from <http://www.chesscircle.net>. While visiting your site I have noticed that you are collaborated with other chess sites and I wish to invite you to work with my website as well. If you can support chesscircle.net by adding a link to our site, I'll be happy to link back from our site. Please let me know your thoughts in the matter or if you have any questions. I'd also be happy to get your writing on my forum.

Kind regards, Robert Graham” Tabled – Counter Proposal: “Have each captain look at the site and determine if link is appropriate. Vote again on the evening of the first round of the regular season” Passed 7-0 No abstentions

11) Proposal (J. Hodos): “I think we have to modify our system. The "good" players are playing the "average" ones too often, and this is no fun for neither of them. How about splitting into two groups, the "upper" to include 5 best teams, and the "lower" - the other 5, playing the same 12 rounds (three times four). Each year the worst one from the "upper" group to be replaced by the best one from the other.” Tabled 7-0 No abstentions (Note that Paul Montenero has subsequently sent [a strawman for such a two-division structure](#) which is attached)

12) Proposal (L. Chipkin): “Restore the Game/5 sudden death tie-breaks for the playoffs.”
Defeated 5-1 1 abstention

13) Proposal (L. Chipkin): “Change position round pairing rules so as to preclude teams from playing each other so many times.” Tabled 7-0 No abstentions (until a determination of schedule can be made)

14) Proposal (R. Rizzo): “Reestablish consolation playoffs to determine complete order of finish.” Passed 7-0 No abstentions

15) Proposal (R. Rizzo): “Raise the number of appearances to qualify for the playoffs from one to three.” Defeated 5-2 No abstentions

The meeting ended at 1:32 PM

14-Feb-01

<u>Name</u>	<u>Function</u>	<u>Telephone</u>	<u>E-mail</u>	<u>Address</u>
Alikakos, George	ALL, Captain	718-836-1250 (H) 631-595-6043 (W)	galikakos@ail.com	8409 Fifth Ave. Brooklyn, NY 11209
Anthony, Michael	President LIICL Rules Director, LIICL	631-673-5142 (H)		P.O. Box 512 Huntington, NY 11743
Berg, George	Northrop Grumman, Captain	516-346-9111 (W) 516-938-5370 (H)	bergge@mail.northgrum.com	9 Ingram Drive Hicksville, NY 11801
Dwulit, Jim	Photon Research Assocs., Captain	631-467-7565 (H) 631-331-6482 (W)	dwulit@photon.com	28 Rego Ave. Centereach, NY 11720
Hodos, Julian	Veeco, Captain		jhodos@veeco.com 516-349-8300 x1107 (W)	
Kingsley, John	Alumni C, Captain	631-563-2108 (H)		144 Roxbury Ave. Oakdale, NY 11769
Ogen, Thomas	Ademco, Captain	718-446-5443 (H) 516-921-6704 x2880 (W)	ademco@engineering.com	86-28 62nd Ave. Rego Park, NY 11374
Ragonnet, Paul	Clear-Cut Computing, Captain		pragonnet@springmail.com	
Rizzo, Robert	Treasurer, LIICL Editor, League Leader	516-575-2306 (W) 516-378-1342 (H)	rrizknight@juno.com	102 Rosebud Ave. Merrick, NY 11566
Rusch, Ed	Alumni D, Captain	516-735-0417 (H) 516-349-8300 x1146 (W)		633 Arlington Drive Seaford, NY 11783
Standing, Robert	LSF, Captain	631-271-6120		179 Southdown Rd. Huntington, NY 11743
Congregational Church	Alternate Playing Site	631-423-4004		30 Washington Drive P.O. Box 134 Centerport, NY 11721

Huntington Library	Playing Site	631-427-5165	ammurphy@suffolk.lib.ny.us	338 Main St. Huntington, NY 11743
LIICL	Board of Directors		www.liicl.com	P.O. Box 634 Centereach, NY 11720

FINAL 1999-2000 INDIVIDUAL STANDINGS

FINAL RATING	NAME	TEAM	10 ROUNDS																TOTAL			
			REGULAR					PLAYOFF					OTHER				TOTAL					
			PTS	G	W	L	D	G	W	L	D	G	W	L	D	G	W	L	D			
9900	1839	ALIKAKOS G	AIL	34	9	6	3	0	1	0	1	0	1	1	0	0	11	7	4	0		
9900	1792	ANTHONY M	LSF	32	9	5	3	1	2	1	1	0	3	1	1	1	14	7	5	2		
9900	1548	BAKER W	PHO	26	8	4	4	0	0	0	0	0	1	0	0	1	9	4	4	1		
9900	1478	BARILLA J	PHO	14	1	1	0	0	0	0	0	0	0	0	0	0	1	1	0	0		
9900	1615 /13	BENJAMIN A	ADE	18	9	1	6	2	1	0	1	0	1	1	0	0	11	2	7	2		
9900	1260 /1	BENJAMIN P	IND	10	0	0	0	0	0	0	0	0	1	1	0	0	1	1	0	0		
9900	2013	BERG G	NG	36	9	6	2	1	3	1	0	2	3	2	0	1	15	9	2	4		
9900	1330	BILKIS S	PAWN	30	10	5	5	0	1	0	1	0	4	1	3	0	15	6	9	0		
9900	1578 /8	CASCIO C	NCC	0	0	0	0	0	0	0	0	0	8	4	1	3	8	4	1	3		
9900	1607	CECCHINI R	AIL	22	8	2	4	2	1	0	1	0	2	1	1	0	11	3	6	2		
9900	2003	CHIPKIN L	PAC	46	10	9	1	0	3	1	1	1	0	0	0	0	13	10	2	1		
9900	1222	CLOUSE R	AIL	10	3	0	3	0	0	0	0	0	0	0	0	0	3	0	3	0		
9900	1956 /8	COHEN N	NCC	0	0	0	0	0	0	0	0	0	8	2	0	6	8	2	0	6		
9900	1989	CRANSTON T	PHO	20	3	2	0	1	0	0	0	0	0	0	0	0	3	2	0	1		
9900	1848	DWULIT J	PHO	28	7	3	1	3	2	1	1	0	1	0	1	0	10	4	3	3		
9900	1299	GIARRUSSO R	ADE	14	2	1	1	0	0	0	0	0	0	0	0	0	2	1	1	0		
9900	1463	GOLDFARB S	ALU C	14	7	1	6	0	0	0	0	0	2	1	1	0	9	2	7	0		
9900	1582	GOLDSTEIN C	PAC	26	9	4	5	0	1	0	1	0	3	1	0	2	13	5	6	2		
9900	1916 /4	GUEVARA R	NCC	0	0	0	0	0	0	0	0	0	4	1	0	3	4	1	0	3		
9900	1370	HARTTEN E	ALU D	24	7	3	3	1	1	1	0	0	4	1	3	0	12	5	6	1		
9900	1739	HATCHER R	ALU D	10	4	0	4	0	0	0	0	0	0	0	0	0	4	0	4	0		
9900	1245 /6	HEFT N	AIL	12	1	0	0	1	0	0	0	0	0	0	0	0	1	0	0	1		
9900	1719	HOM D	PHO	28	8	3	2	3	2	1	1	0	1	1	0	0	11	5	3	3		
9900	1588	INSOGNA M	ADE	28	10	4	5	1	1	1	0	0	4	1	3	0	15	6	8	1		
9900	1838	JAROSINSKI M	ALU C	16	4	1	2	1	2	1	0	1	1	1	0	0	7	3	2	2		
9900	1619	KINGSLEY J	ALU C	24	9	3	5	1	2	1	1	0	3	1	2	0	14	5	8	1		
9900	1709	KOLCZYNSKI J	LSF	18	8	2	6	0	2	0	1	1	3	1	1	1	13	3	8	2		
9900	1729	LANDAU J	PAWN	16	4	1	2	1	0	0	0	0	0	0	0	0	4	1	2	1		
9900	1912	LEONE D	LSF	34	10	3	1	6	1	0	1	0	4	2	1	1	15	5	3	7		
9900	1377	LOSHIN A	ALU C	32	10	5	4	1	2	0	1	1	4	1	3	0	16	6	8	2		
9900	1946	MAHONEY K	NG	18	3	2	1	0	3	2	0	1	0	0	0	0	6	4	1	1		
9900	1185 /1	MARLEY B	IND	0	0	0	0	0	0	0	0	0	1	0	1	0	1	0	1	0		
9900	763 /2	MARLEY K M	NG	10	1	0	1	0	0	0	0	0	1	0	1	0	2	0	2	0		
9900	1875	MARLEY K T	NG	44	10	8	1	1	3	1	1	1	3	3	0	0	16	12	2	2		
9900	1401	MASTANDREA R	ALU C	20	10	2	7	1	2	1	1	0	4	0	4	0	16	3	12	1		
9900	1776	MONTENERO P	PAWN	14	4	1	3	0	0	0	0	0	1	0	0	1	5	1	3	1		
9900	1702	MUTTREJA S	ADE	32	8	5	2	1	1	0	1	0	5	4	1	0	14	9	4	1		
9900	2034	NOVIK S	IND	0	0	0	0	0	0	0	0	0	1	0	1	0	1	0	1	0		
9900	1772	OGEN T	ADE	28	8	3	2	3	1	1	0	0	2	0	1	1	11	4	3	4		
9900	1186 /4	RAGONNET A	PAWN	10	2	0	2	0	0	0	0	0	1	0	1	0	3	0	3	0		
9900	1369	RAGONNET P	PAWN	14	9	1	8	0	1	0	0	1	1	1	0	0	11	2	8	1		
9900	1661	RICHARDS L	IND	0	0	0	0	0	0	0	0	0	1	1	0	0	1	1	0	0		
9900	1938	RIZZO R	NG	20	3	2	0	1	0	0	0	0	4	3	0	1	7	5	0	2		
9900	1935	RODRIGUEZ K	IND	0	0	0	0	0	0	0	0	0	1	1	0	0	1	1	0	0		
9900	1906	ROMERO S	AIL	34	10	5	3	2	1	1	0	0	4	2	0	2	15	8	3	4		
9900	1751	ROSE R	PAC	14	1	1	0	0	3	2	0	1	1	1	0	0	5	4	0	1		
9900	1540	RUSCH E	ALU D	30	10	5	5	0	1	0	1	0	3	0	3	0	14	5	9	0		
9900	1630	SOMMESE A	PHO	30	8	5	3	0	2	1	0	1	4	1	2	1	14	7	5	2		
9900	2064	SOSTACK R	PAC	32	9	4	2	3	2	1	0	1	1	0	0	1	12	5	2	5		
9900	1845	SPINNATO C	ALU D	34	10	5	3	2	1	0	1	0	1	0	0	1	12	5	4	3		
9900	1598	SPRECKLES C	AIL	30	8	5	3	0	1	0	1	0	2	1	0	1	11	6	4	1		
9900	1727	STANDING R	LSF	32	9	5	3	1	2	1	0	1	5	3	2	0	16	9	5	2		
9900	1665	ULFERS E	ALU D	30	6	5	1	0	1	1	0	0	1	0	1	0	8	6	2	0		
9900	1552 /8	VIALE R	NCC	0	0	0	0	0	0	0	0	0	8	3	4	1	8	3	4	1		
9900	1517 /10	VITELLI R	NG	22	6	2	2	2	0	0	0	0	4	1	2	1	10	3	4	3		
9900	1463	WARNOCK A	PAWN	14	7	1	6	0	1	0	1	0	0	0	0	0	8	1	7	0		
9900	2016	WILKIE C	NG	32	7	5	1	1	3	2	0	1	2	1	0	1	12	8	1	3		
9900	1657 /12	WILLMOTT P	LSF	24	4	3	0	1	0	0	0	0	1	0	1	0	5	3	1	1		
9900	1918	WISBAUER R	PAC	40	9	7	1	1	3	1	0	2	2	0	1	1	14	8	2	4		

TF	19	19	4	4	5	5	28	28
FF	0	0	0	0	0	0	0	0
	###	###	###	46	64	24	24	16
	###				###	52	52	32
	###			32	###			
					###			94

FINAL 1998-1999 INDIVIDUAL STANDINGS

FINAL RATING	NAME	TEAM	9 ROUNDS																TOTAL			
			REGULAR					PLAYOFF				OTHER										
			PTS	G	W	L	D	G	W	L	D	G	W	L	D	G	W	L	D			
9899	1865	ALIKAKOS G	AIL	29	7	4	1	2	1	1	0	0	3	2	1	0	11	7	2	2		
9899	1778	ANTHONY M	LSF	17	7	2	5	0	2	0	1	1	2	2	0	0	11	4	6	1		
9899	1563	BAKER W	PHO	11	3	0	2	1	2	1	1	0	1	1	0	0	6	2	3	1		
9899	1757 /4	BENJAMIN A	NG2	13	3	1	2	0	1	0	0	1	0	0	0	0	4	1	2	1		
9899	1996	BERG G	NG1	31	8	5	2	1	3	3	0	0	2	1	1	0	13	9	3	1		
9899	1275	BILKIS S	CITI	17	9	2	7	0	1	0	1	0	3	1	2	0	13	3	10	0		
9899	1950	BORTZNER C	PHO	13	1	1	0	0	0	0	0	0	0	0	0	0	1	1	0	0		
9899	1583	CECCHINI R	AIL	23	5	3	1	1	1	0	0	1	1	0	1	0	7	3	2	2		
9899	1991	CHIPKIN L	PAC	23	7	3	3	1	3	2	1	0	1	0	1	0	11	5	5	1		
9899	1248	CLOUSE R	AIL	17	5	2	3	0	0	0	0	0	0	0	0	0	5	2	3	0		
9899	1970	CRANSTON T	PHO	15	4	1	2	1	1	0	0	1	0	0	0	0	5	1	2	2		
9899	1818	DWULIT J	PHO	25	5	4	1	0	1	0	1	0	0	0	0	0	6	4	2	0		
9899	1297 /1	DYREYES V JR	NG1	9	1	0	1	0	0	0	0	0	0	0	0	0	1	0	1	0		
9899	1281 /1	DYREYES V SR	NG1	9	1	0	1	0	0	0	0	0	0	0	0	0	1	0	1	0		
9899	1275	GIARRUSSO R	NG2	21	7	3	4	0	1	0	1	0	4	0	4	0	12	3	9	0		
9899	1478	GOLDFARB S	ALU	25	8	3	3	2	1	0	0	1	3	0	2	1	12	3	5	4		
9899	1647	GOLDSTEIN C	PAC	37	9	7	2	0	1	1	0	0	2	0	2	0	12	8	4	0		
9899	1491	HART R	ADE	27	8	4	3	1	1	0	0	1	0	0	0	0	9	4	3	2		
9899	1385	HARTTEN E	LM	29	9	5	4	0	1	0	0	1	3	1	2	0	13	6	6	1		
9899	1789	HATCHER R	LM	27	7	3	1	3	2	1	0	1	3	1	2	0	12	5	3	4		
9899	1674	HOLZER P	NG2	13	4	1	3	0	0	0	0	0	0	0	0	0	4	1	3	0		
9899	1711	HOM D	PHO	27	8	4	3	1	2	1	1	0	0	0	0	0	10	5	4	1		
9899	1594 /12	IKONNIKOW A	NG1	11	1	0	0	1	0	0	0	0	0	0	0	0	1	0	0	1		
9899	1607	INSOGNA M	ADE	29	9	5	4	0	1	0	1	0	1	0	1	0	11	5	6	0		
9899	1148 /4	JACOBS S	NG1	9	1	0	1	0	0	0	0	0	0	0	0	0	1	0	1	0		
9899	1833	JAROSINSKI M	ALU	25	8	3	3	2	1	1	0	0	3	1	2	0	12	5	5	2		
9899	1517 /13	KENNEDY G	NG2	9	1	0	1	0	1	0	0	1	0	0	0	0	2	0	1	1		
9899	1621	KINGSLEY J	ALU	21	8	2	4	2	1	0	1	0	4	2	2	0	13	4	7	2		
9899	1802	KOLCZYNSKI J	LSF	23	5	3	1	1	2	0	2	0	1	1	0	0	8	4	3	1		
9899	1743 /7	LANDAU J	CITI	23	8	3	4	1	0	0	0	0	0	0	0	0	8	3	4	1		
9899	1918	LEONE D	LSF	35	9	6	2	1	2	0	1	1	2	2	0	0	13	8	3	2		
9899	1594	LICHIOVERI D	AIL	9	1	0	1	0	0	0	0	0	0	0	0	0	1	0	1	0		
9899	1337	LOSHIN A	ALU	27	7	4	2	1	0	0	0	0	2	0	2	0	9	4	4	1		
9899	1107 /2	LUCAS P	PHO	9	2	0	2	0	0	0	0	0	0	0	0	0	2	0	2	0		
9899	1927	MAHONEY K	NG2	21	6	2	2	2	2	1	1	0	0	0	0	0	8	3	3	2		
9899	1889	MARLEY K	NG1	21	3	3	0	0	3	3	0	0	2	2	0	0	8	8	0	0		
9899	UNR /2	MARLEY K M	NG2	9	1	0	1	0	0	0	0	0	1	0	1	0	2	0	2	0		
9899	1450	MASTANDREA R	ALU	19	5	1	1	3	1	0	1	0	2	0	2	0	8	1	4	3		
9899	1783	MONTENERO P	CITI	13	2	0	0	2	1	0	0	1	0	0	0	0	3	0	0	3		
9899	1665	MUTTREJA S	ADE	17	8	2	6	0	1	0	1	0	3	3	0	0	12	5	7	0		
9899	2065	NOVIK S	NG1	13	1	1	0	0	0	0	0	0	0	0	0	0	1	1	0	0		
9899	1727	OGEN T	ADE	17	6	1	3	2	1	0	1	0	0	0	0	0	7	1	4	2		
9899	1869	PANICO D	PAC	13	1	1	0	0	0	0	0	0	0	0	0	0	1	1	0	0		
9899	1999	PANICO N III	PAC	13	1	1	0	0	0	0	0	0	0	0	0	0	1	1	0	0		
9899	1272 /1	RAGONNET A	CITI	9	1	0	1	0	0	0	0	0	0	0	0	0	1	0	1	0		
9899	1409	RAGONNET P	CITI	15	9	1	7	1	1	1	0	0	0	0	0	0	10	2	7	1		
9899	1910	RIZZO R	NG1	31	8	5	2	1	3	2	0	1	0	0	0	0	11	7	2	2		
9899	1567	ROMAN R	ADE	11	2	0	1	1	0	0	0	0	0	0	0	0	2	0	1	1		
9899	1891	ROMERO S	AIL	35	9	6	2	1	1	0	0	1	4	2	0	2	14	8	2	4		
9899	1579	RUSCH E	LM	25	7	3	2	2	2	1	1	0	3	2	1	0	12	6	4	2		
9899	1734	SHIPLEY A	NG2	17	5	2	3	0	1	1	0	0	1	0	0	1	7	3	3	1		
9899	1577	SOMMESE A	PHO	35	9	6	2	1	2	0	2	0	2	1	1	0	13	7	5	1		
9899	2078	SOSTACK R	PAC	41	8	8	0	0	3	2	1	0	1	1	0	0	12	11	1	0		
9899	1862	SPINNATO C	LM	25	8	4	4	0	2	0	2	0	0	0	0	0	10	4	6	0		
9899	1549	SPRECKLES C	AIL	17	8	2	6	0	1	0	1	0	2	1	0	1	11	3	7	1		
9899	1708	STANDING R	LSF	23	8	3	4	1	1	1	0	0	4	2	1	1	13	6	5	2		
9899	1907	SULZBACH B	PAC	31	7	5	1	1	3	1	1	1	0	0	0	0	10	6	2	2		
9899	1611	ULFERS E	LM	17	5	2	3	0	1	0	1	0	1	0	0	1	7	2	4	1		
9899	1502	WARNOCK A	CITI	9	5	0	5	0	0	0	0	0	0	0	0	0	5	0	5	0		
9899	1970	WILKIE C	NG1	39	8	7	0	1	3	2	0	1	2	1	0	1	13	10	0	3		
9899	1619 /7	WILLMOTT P	LSF	25	5	4	1	0	1	0	1	0	0	0	0	0	6	4	2	0		
9899	1954	WISBAUER R	PAC	17	2	2	0	0	2	1	0	1	0	0	0	0	4	3	0	1		
9899	1665	WU D	NG2	21	7	3	4	0	2	1	1	0	1	1	0	0	10	5	5	0		

TF	19	19	1	1	0	0	20	20								
FF	0	0	0	0	0	0	0	0								
	###	###	###	42	72	28	28	16	70	31	31	8	###	###	###	66

###

36

35

###

FINAL 1996-1997 INDIVIDUAL STANDINGS

FINAL RATING	NAME	TEAM	9 ROUNDS REGULAR					PLAYOFF				OTHER				TOTAL				
			PTS	G	W	L	D	G	W	L	D	G	W	L	D	G	W	L	D	
9697	1754	ALIKAKOS G	AIL	17	7	1	4	2	0	0	0	0	1	1	0	0	8	2	4	2
9697	1846	ANTHONY M	LSF	33	7	5	0	2	3	2	1	0	3	1	1	1	13	8	2	3
9697	UNR /2	BENJAMIN A	IND	0	0	0	0	0	0	0	0	0	2	1	0	1	2	1	0	1
9697	2006	BERG G	NG1	37	9	7	2	0	2	1	1	0	2	2	0	0	13	10	3	0
9697	1316 /10	BILKIS S	CITI	13	4	1	3	0	0	0	0	0	6	2	4	0	10	3	7	0
9697	1909	BONFANTE C	LSF	35	8	6	1	1	3	0	3	0	1	0	1	0	12	6	5	1
9697	1552	CECCHINI R	AIL	21	9	2	5	2	1	1	0	0	4	1	3	0	14	4	8	2
9697	1552	CHIAPPONE L	CITI	21	7	3	4	0	1	0	1	0	0	0	0	0	8	3	5	0
9697	1407 /3	CHIAPPONE S	CITI	9	1	0	1	0	0	0	0	0	0	0	0	0	1	0	1	0
9697	2125	CHIPKIN L	PAC	41	8	8	0	0	2	1	1	0	0	0	0	0	10	9	1	0
9697	1261	CLOUSE R	AIL	15	7	1	5	1	1	1	0	0	2	0	2	0	10	2	7	1
9697	2031	CRANSTON T	XMEN	15	2	1	0	1	2	2	0	0	0	0	0	0	4	3	0	1
9697	1875	DECARLO J	NG2	9	1	0	1	0	0	0	0	0	0	0	0	0	1	0	1	0
9697	1830	DWULIT J	XMEN	23	7	3	3	1	2	0	1	1	0	0	0	0	9	3	4	2
9697	1338 /12	DWULIT K	XMEN	9	2	0	2	0	2	0	2	0	0	0	0	0	4	0	4	0
9697	1223	GIARRUSSO R	NG2	11	6	0	5	1	0	0	0	0	7	0	7	0	13	0	12	1
9697	1384	GOLDFARB S	ALU	13	8	0	6	2	0	0	0	0	2	0	2	0	10	0	8	2
9697	1671	GOLDSTEIN C	PAC	29	8	5	3	0	1	1	0	0	3	1	2	0	12	7	5	0
9697	1476	HART R	ADE	23	9	3	5	1	2	1	1	0	0	0	0	0	11	4	6	1
9697	1325	HARTTEN E	LM	17	8	2	6	0	1	0	1	0	3	1	2	0	12	3	9	0
9697	1722	HATCHER R	LM	23	9	3	5	1	1	1	0	0	3	1	2	0	13	5	7	1
9697	1710	HOLZER P	NG2	17	5	2	3	0	0	0	0	0	0	0	0	0	5	2	3	0
9697	1712	HOM D	XMEN	39	9	7	1	1	2	1	1	0	0	0	0	0	11	8	2	1
9697	UNR /2	ISPER S	CITI	13	1	1	0	0	0	0	0	0	1	0	1	0	2	1	1	0
9697	1222 /3	JACOBS S	NG2	9	1	0	1	0	0	0	0	0	2	0	2	0	3	0	3	0
9697	1767	JAROSINSKI M	ALU	29	9	5	4	0	1	0	1	0	3	2	1	0	13	7	6	0
9697	1549 /8	KENNEDY G	NG1	23	6	3	2	1	0	0	0	0	1	0	1	0	7	3	3	1
9697	1648	KINGSLEY J	ALU	21	8	3	5	0	1	0	1	0	4	3	1	0	13	6	7	0
9697	1806 /9	KOLCZYNSKI J	LSF	13	1	1	0	0	0	0	0	0	1	0	1	0	2	1	1	0
9697	1883	LEONE D	LSF	39	9	7	1	1	3	1	1	1	2	2	0	0	14	10	2	2
9697	1610	LICHIOVERI D	AIL	9	1	0	1	0	0	0	0	0	0	0	0	0	1	0	1	0
9697	1352	LOSHIN A	ALU	19	7	2	4	1	0	0	0	0	4	1	3	0	11	3	7	1
9697	1873	MAHONEY K	NG2	29	8	4	2	2	2	2	0	0	3	2	1	0	13	8	3	2
9697	1434	MASTANDREA R	ALU	17	4	2	2	0	1	0	1	0	3	2	1	0	8	4	4	0
9697	1744	MONTENERO P	CITI	17	6	2	4	0	0	0	0	0	1	1	0	0	7	3	4	0
9697	1722	MUTTREJA S	ADE	29	8	5	3	0	1	1	0	0	3	2	1	0	12	8	4	0
9697	1758	OGEN T	ADE	17	7	2	5	0	2	1	1	0	3	1	1	1	12	4	7	1
9697	1874	PANICO D	PAC	19	3	2	0	1	2	1	1	0	0	0	0	0	5	3	1	1
9697	2031 /11	PANICO N III	PAC	39	8	7	0	1	3	3	0	0	0	0	0	0	11	10	0	1
9697	2122 /1	POUR D	IND	0	0	0	0	0	0	0	0	0	1	1	0	0	1	1	0	0
9697	1443	RAGONNET P	CITI	19	8	2	5	1	1	0	1	0	3	1	2	0	12	3	8	1
9697	1901	RIZZO R	NG1	21	5	3	2	0	2	1	1	0	5	4	0	1	12	8	3	1
9697	1757	ROBLES S	NG1	31	6	5	0	1	1	1	0	0	2	0	2	0	9	6	2	1
9697	1583	ROMAN R	ADE	13	7	1	6	0	2	1	1	0	0	0	0	0	9	2	7	0
9697	1757	ROMERO S	LSF	21	3	3	0	0	0	0	0	0	2	2	0	0	5	5	0	0
9697	1687	ROSE R	NG2	17	4	2	2	0	2	0	2	0	4	3	1	0	10	5	5	0
9697	1584	RUSCH E	LM	29	8	5	3	0	1	0	1	0	4	2	2	0	13	7	6	0
9697	1668	SHIPLEY A	NG2	21	3	3	0	0	2	1	1	0	5	4	1	0	10	8	2	0
9697	2031	SOSTACK R	PAC	25	4	4	0	0	3	3	0	0	1	1	0	0	8	8	0	0
9697	1913	SPINNATO C	LM	27	9	4	4	1	1	0	1	0	4	4	0	0	14	8	5	1
9697	1511	SPRECKLES C	AIL	19	8	2	5	1	1	0	1	0	3	1	2	0	12	3	8	1
9697	1794	STANDING R	LSF	29	8	5	3	0	3	3	0	0	2	0	2	0	13	8	5	0
9697	1936	SULZBACH B	PAC	21	3	3	0	0	0	0	0	0	0	0	0	0	3	3	0	0
9697	1883	TIMMINS J	XMEN	21	4	2	0	2	0	0	0	0	0	0	0	0	4	2	0	2
9697	1519	TREMMEL K SR	ADE	9	1	0	1	0	0	0	0	0	0	0	0	0	1	0	1	0
9697	UNR /2	TURAY K	IND	0	0	0	0	0	0	0	0	0	2	1	1	0	2	1	1	0
9697	1652	ULFERS E	LM	13	2	1	1	0	0	0	0	0	1	1	0	0	3	2	1	0
9697	2103	VALYS A	NG1	21	4	3	1	0	1	1	0	0	1	1	0	0	6	5	1	0
9697	1526	WARNOCK A	CITI	11	7	0	6	1	1	0	1	0	0	0	0	0	8	0	7	1
9697	1972	WILKIE C	NG1	31	6	5	0	1	2	1	1	0	0	0	0	0	8	6	1	1
9697	1972	WISBAUER R	PAC	11	1	0	0	1	1	1	0	0	0	0	0	0	2	1	0	1
9697	1667	WU D	NG2	21	8	2	4	2	2	1	1	0	0	0	0	0	10	3	5	2

TF	21	21	4	4	0	0	25	25
FF	2	2	0	0	0	0	2	2
	###	###	###	34	72	35	35	2
	###				###	53	53	4
	###				###	###	###	40
	###				36		55	###

FINAL 1995-1996 INDIVIDUAL STANDINGS

FINAL RATING	NAME	TEAM	11 ROUNDS																	
			REGULAR					PLAYOFF					OTHER				TOTAL			
			PTS	G	W	L	D	G	W	L	D	G	W	L	D	G	W	L	D	
9596	1757	ALIKAKOS G	AIL	27	8	2	4	2	0	0	0	0	3	2	1	0	11	4	5	2
9596	1582	AMLING C	AIL	15	2	0	2	0	0	0	0	0	0	0	0	0	2	0	2	0
9596	UNR /3	ANDERSEN C	VEE	15	2	0	2	0	1	0	1	0	0	0	0	0	3	0	3	0
9596	1366 /9	ANDJEVSKY A	LOR	19	1	1	0	0	0	0	0	0	0	0	0	1	1	0	0	
9596	1801	ANTHONY M	LSF	27	7	3	4	0	2	2	0	0	3	1	2	0	12	6	6	0
9596	1361 /11	BALDWIN R	VEE	21	9	1	7	1	1	0	0	1	0	0	0	10	1	7	2	
9596	2045	BERG G	NG1	49	10	8	1	1	3	2	1	0	2	1	0	1	15	11	2	2
9596	1965	BONFANTE C	LSF	15	2	0	2	0	0	0	0	0	3	2	0	1	5	2	2	1
9596	1509	CECCHINI R	AIL	23	7	2	5	0	1	0	1	0	0	0	0	8	2	6	0	
9596	1536 /11	CHIAPPONE L	CITI	31	8	4	4	0	2	1	1	0	1	0	0	1	11	5	5	1
9596	UNR /2	CHIAPPONE S	CITI	15	2	0	2	0	0	0	0	0	0	0	0	0	2	0	2	0
9596	2121	CHIPKIN L	PAC	47	9	7	0	2	2	2	0	0	1	1	0	0	12	10	0	2
9596	1265 /11	CLOUSE R	AIL	19	9	1	8	0	1	1	0	0	2	0	2	0	12	2	10	0
9596	1363 /5	COMMONS R	ADE	15	1	0	1	0	1	0	0	1	0	0	0	0	2	0	1	1
9596	2026	CRANSTON T	XMEN	33	5	4	0	1	2	2	0	0	0	0	0	7	6	0	1	
9596	1897	DECARLO J	NG2	19	1	1	0	0	1	1	0	0	0	0	0	2	2	0	0	
9596	1896	DWULIT J	XMEN	45	10	7	2	1	2	1	1	0	0	0	0	12	8	3	1	
9596	1433 /8	DWULIT K	XMEN	23	4	2	2	0	0	0	0	0	0	0	0	4	2	2	0	
9596	1338 /6	GIARRUSSO R	NG2	21	2	1	0	1	1	0	1	0	3	0	3	0	6	1	4	1
9596	1410	GOLDFARB S	ALU	21	9	1	7	1	1	0	1	0	3	1	2	0	13	2	10	1
9596	1678	GOLDSTEIN C	PAC	41	8	6	1	1	2	0	1	1	3	2	1	0	13	8	3	2
9596	1475	HART R	ADE	33	8	4	3	1	1	0	1	0	0	0	0	9	4	4	1	
9596	1349	HARTTEN E	LOR	31	10	4	6	0	1	0	0	1	4	1	2	1	15	5	8	2
9596	1780	HATCHER R	LOR	35	10	5	5	0	1	1	0	0	4	3	1	0	15	9	6	0
9596	1640	HELFF R	AIL	15	3	0	3	0	1	0	0	1	0	0	0	4	0	3	1	
9596	1718	HOLZER P	NG2	19	3	1	2	0	0	0	0	0	0	0	0	3	1	2	0	
9596	1674	HOM D	XMEN	31	8	4	4	0	2	1	0	1	1	0	1	11	5	5	1	
9596	1751	JAROSINSKI M	LSF	31	6	4	2	0	1	0	1	0	3	1	1	1	10	5	4	1
9596	UNR /1	KANOROV V	VEE	15	1	0	1	0	0	0	0	0	0	0	0	1	0	1	0	
9596	2037	KANTOR A	XMEN	19	1	1	0	0	0	0	0	0	0	0	0	1	1	0	0	
9596	UNR /1	KAUTAWALE M	ADE	15	1	0	1	0	0	0	0	0	0	0	0	1	0	1	0	
9596	UNR /1	KENNEDY G	NG1	17	1	0	0	1	0	0	0	0	0	0	0	1	0	0	1	
9596	1556	KINGSLEY J	ALU	31	9	4	5	0	1	0	1	0	3	0	3	0	13	4	9	0
9596	1830 /7	KOLCZYNSKI J	LSF	23	2	2	0	0	0	0	0	0	2	1	1	0	4	3	1	0
9596	925 /1	LEGASPI	IND	0	0	0	0	0	0	0	0	0	1	0	1	0	1	0	1	0
9596	1810	LEONE D	LSF	33	7	4	2	1	2	0	2	0	3	3	0	0	12	7	4	1
9596	1628	LICHIOVERI D	AIL	15	1	0	1	0	0	0	0	0	0	0	0	1	0	1	0	
9596	1319	LOSHIN A	ALU	23	7	2	5	0	1	0	1	0	2	1	1	0	10	3	7	0
9596	1741	MAHONEY K	NG2	43	9	7	2	0	2	0	2	0	0	0	0	11	7	4	0	
9596	UNR /1	MARKEN G	VEE	15	1	0	1	0	0	0	0	0	0	0	0	1	0	1	0	
9596	1826	MARLEY K	NG2	19	2	1	1	0	0	0	0	0	0	0	0	2	1	1	0	
9596	1360	MASTANDREA R	ALU	23	8	2	6	0	1	0	1	0	3	1	1	1	12	3	8	1
9596	1861	MINASSIAN S	NG1	19	1	1	0	0	0	0	0	0	0	0	0	1	1	0	0	
9596	1762 /9	MONTENERO P	CITI	23	6	2	4	0	2	1	1	0	2	2	0	0	10	5	5	0
9596	1640	MUTTREJA S	ADE	35	9	5	4	0	1	1	0	0	3	1	2	0	13	7	6	0
9596	2064	NOVIK S	NG1	15	1	0	1	0	0	0	0	0	0	0	0	1	0	1	0	
9596	1778	OGEN T	ADE	29	9	3	5	1	2	1	0	1	2	0	1	1	13	4	6	3
9596	1499 /13	RAGONNET P	CITI	23	9	2	7	0	2	1	0	1	3	2	1	0	14	5	8	1
9596	1911	RIZZO R	NG1	55	10	10	0	0	3	1	0	2	2	0	0	2	15	11	0	4
9596	1624	ROMAN R	ADE	23	7	2	5	0	2	1	1	0	0	0	0	9	3	6	0	
9596	1671 /10	ROMERO S	LSF	33	6	4	1	1	1	0	0	1	2	1	1	0	9	5	2	2
9596	1742	ROSE R	NG2	37	7	5	1	1	1	0	1	0	0	0	0	8	5	2	1	
9596	1583	RUSCH E	VEE	33	10	4	5	1	1	0	1	0	1	0	1	0	12	4	7	1
9596	1514 /8	SHIPLEY A	NG2	25	6	2	3	1	1	0	0	1	1	0	1	0	8	2	4	2
9596	1778	SHOENFELD O	ALU	23	4	2	2	0	0	0	0	0	0	0	0	4	2	2	0	
9596	1968	SOSTACK R	PAC	37	6	5	0	1	3	2	1	0	0	0	0	9	7	1	1	
9596	1970	SPINNATO C	LOR	51	10	9	1	0	1	0	1	0	2	1	0	1	13	10	2	1
9596	1493 /8	SPRECKLES C	AIL	19	4	1	3	0	1	0	1	0	0	0	0	5	1	4	0	
9596	UNR /1	SPRECKLES D	AIL	19	1	1	0	0	0	0	0	0	0	0	0	1	1	0	0	
9596	1843	STANDING R	LSF	47	9	8	1	0	2	2	0	0	4	3	1	0	15	13	2	0
9596	1906	SULZBACH B	PAC	39	9	6	3	0	2	1	0	1	0	0	0	11	7	3	1	
9596	1872	TIMMINS J	XMEN	33	8	4	3	1	2	0	1	1	0	0	0	10	4	4	2	
9596	1520	TREMMEL K SR	ADE	19	3	1	2	0	0	0	0	0	0	0	0	3	1	2	0	
9596	1671	ULFERS E	LOR	31	9	4	5	0	1	0	1	0	0	0	0	10	4	6	0	
9596	2096 /14	VALYS A	NG1	53	10	9	0	1	3	3	0	0	2	2	0	0	15	14	0	1
9596	1607 /13	WARNOCK A	CITI	27	9	3	6	0	2	1	1	0	2	0	1	1	13	4	8	1
9596	1978	WILKIE C	NG1	35	6	4	0	2	3	3	0	0	0	0	0	9	7	0	2	
9596	1961	WISBAUER R	PAC	43	8	6	0	2	2	0	2	0	0	0	0	10	6	2	2	
9596	1694	WU D	NG2	39	9	6	3	0	2	1	1	0	3	1	1	1	14	8	5	1

TF	38	38	3	3	1	1	42	42
FF	2	2	0	0	0	0	2	2
	###	###	###	26	80	33	33	14
	###				80	34	34	12
	###				###	###	###	52
	###				40		40	###

FINAL 1994-1995 INDIVIDUAL STANDINGS

FINAL RATING	NAME	TEAM	14 ROUNDS														TOTAL					
			PTS	REGULAR				PLAYOFF				OTHER				G	W	L	D			
G	W	L		D	G	W	L	D	G	W	L	D										
9495	1775	ALIKAKOS G	AIL	32	14	4	9	1	1	0	1	0	0	0	0	0	0	0	15	4	10	1
9495	1604	AMLING C	AIL	32	7	4	2	1	1	0	1	0	0	0	0	0	0	0	8	4	3	1
9495	1366 /9	ANDJEVSKY A	UNI R	24	8	2	5	1	0	0	0	0	0	0	0	0	0	0	8	2	5	1
9495	1787	ANTHONY M	LSF	54	12	9	1	2	1	1	0	0	0	0	0	0	0	0	13	10	1	2
9495	2055	BERG G	GRU	50	14	8	4	2	2	1	1	0	0	0	0	0	0	0	16	9	5	2
9495	1988	BONFANTE C	LSF	48	12	8	3	1	2	1	1	0	0	0	0	0	0	0	14	9	4	1
9495	1921	CAIRONE R	GRU	26	4	3	1	0	0	0	0	0	0	0	0	0	0	0	4	3	1	0
9495	1531	CECCHINI R	AIL	38	10	6	4	0	1	0	1	0	0	0	0	0	0	0	11	6	5	0
9495	2082	CHIPKIN L	PAC	46	13	7	4	2	3	3	0	0	0	0	0	0	0	0	16	10	4	2
9495	1867	CULLEN P	GRU	24	4	1	0	3	0	0	0	0	0	0	0	0	0	0	4	1	0	3
9495	1876	DECARLO J	GRU	20	2	1	0	1	0	0	0	0	0	0	0	0	0	0	2	1	0	1
9495	1927	DWULIT J	UNI R	34	7	4	1	2	3	1	1	1	1	0	0	0	0	0	10	5	2	3
9495	UNR /1	GARBIS S	AIL	14	1	0	1	0	0	0	0	0	0	0	0	0	0	0	1	0	1	0
9495	1802	GARCIA J	PAC	32	6	4	1	1	0	0	0	0	0	0	0	0	0	0	6	4	1	1
9495	1424	GOLDFARB S	ALU C	22	13	1	10	2	1	1	0	0	0	0	0	0	0	0	14	2	10	2
9495	1669	GOLDSTEIN C	PAC	38	10	6	4	0	2	1	0	1	1	1	0	0	0	0	13	8	4	1
9495	1454	HART R	ADE	18	10	1	9	0	1	0	1	0	0	0	0	0	0	0	11	1	10	0
9495	1319	HARTTEN E	UNI R	22	6	2	4	0	0	0	0	0	0	0	2	0	2	0	8	2	6	0
9495	1794	HATCHER R	UNI W	44	14	5	4	5	1	1	0	0	0	0	0	0	0	0	15	6	4	5
9495	1656	HELP R	AIL	34	9	3	2	4	0	0	0	0	0	0	0	0	0	0	9	3	2	4
9495	1719	HOLZER P	GRU	22	5	2	3	0	1	1	0	0	0	0	0	0	0	0	6	3	3	0
9495	1742	HOM D	UNI R	40	12	4	3	5	3	0	2	1	0	0	0	0	0	0	15	4	5	6
9495	1753	JAROSINSKI M	LSF	46	10	7	1	2	2	1	1	0	0	0	0	0	0	0	12	8	2	2
9495	2032	KANTOR A	GRU	18	1	1	0	0	1	0	0	1	0	0	0	0	0	0	2	1	0	1
9495	1574	KINGSLEY J	ALU C	24	11	2	8	1	1	0	1	0	0	0	0	0	0	0	12	2	9	1
9495	1235 /5	LEE A	UNI W	22	3	2	1	0	0	0	0	0	0	0	0	0	0	0	3	2	1	0
9495	1770	LEONE D	LSF	32	9	3	3	3	1	0	1	0	0	0	0	0	0	0	10	3	4	3
9495	1343	LOSHIN A	ALU C	30	9	4	5	0	1	0	1	0	0	0	0	0	0	0	10	4	6	0
9495	1709	MAHONEY K	GRU	56	13	10	2	1	1	0	1	0	0	0	0	0	0	0	14	10	3	1
9495	1815	MARLEY K	GRU	18	1	1	0	0	0	0	0	0	0	0	0	0	0	0	1	1	0	0
9495	1369	MASTANDREA R	ALU C	20	10	1	8	1	0	0	0	0	0	0	0	0	0	0	10	1	8	1
9495	1594	MUTTREJA S	ADE	26	7	3	4	0	1	0	1	0	0	0	0	0	0	0	8	3	5	0
9495	1803	OGEN T	ADE	32	12	4	7	1	1	0	1	0	0	1	1	0	0	0	14	5	8	1
9495	1202 /9	PONTILLO E	ADE	18	9	1	8	0	0	0	0	0	0	0	0	0	0	0	9	1	8	0
9495	1891	RIZZO R	GRU	32	6	3	0	3	1	0	1	0	0	0	0	0	0	0	7	3	1	3
9495	1634	ROMAN R	ADE	28	9	3	5	1	0	0	0	0	0	0	0	0	0	0	9	3	5	1
9495	UNR /2	ROMERO S	LSF	18	1	1	0	0	0	0	0	0	0	1	0	1	0	0	2	1	1	0
9495	1544	RUSCH E	UNI W	42	13	7	6	0	1	0	1	0	0	0	0	0	0	0	14	7	7	0
9495	1786	SHOENFELD O	ALU C	28	11	3	7	1	1	0	1	0	0	0	0	0	0	0	12	3	8	1
9495	1961	SOSTACK R	PAC	46	11	8	3	0	3	3	0	0	0	0	0	0	0	0	14	11	3	0
9495	1952	SPINNATO C	UNI W	48	14	7	4	3	1	0	1	0	0	0	0	0	0	0	15	7	5	3
9495	1753	STANDING R	LSF	30	9	2	3	4	2	1	0	1	1	1	0	0	0	0	12	4	3	5
9495	1957	SULZBACH B	PAC	16	1	0	0	1	1	0	1	0	0	0	0	0	0	0	2	0	1	1
9495	1953	TIMMINS J	UNI R	40	12	6	5	1	3	2	1	0	0	0	0	0	0	0	15	8	6	1
9495	1518	TREMMEL K SR	ADE	22	4	1	1	2	0	0	0	0	0	0	0	0	0	0	4	1	1	2
9495	1697	ULFERS E	UNI W	34	11	4	5	2	1	1	0	0	0	0	0	0	0	0	12	5	5	2
9495	1939	WILKIE C	GRU	36	6	5	0	1	2	1	0	1	0	0	0	0	0	0	8	6	0	2
9495	UNR /3	WILLMOTT P	LSF	18	1	1	0	0	0	0	0	0	0	0	0	0	0	0	1	1	0	0
9495	1981	WISBAUER R	PAC	60	14	11	2	1	3	3	0	0	0	0	0	0	0	0	17	14	2	1
9495	1755	ZABB K	UNI R	42	11	6	3	2	3	2	1	0	0	0	0	0	0	0	14	8	4	2

TF	26	26	2	2	0	0	28	28
FF	0	0	0	0	0	0	0	0
	###	###	###	64	56	25	25	6
	###				6	3	3	0
	###				28		3	###

FINAL 1993-1994 INDIVIDUAL STANDINGS

FINAL RATING	NAME	TEAM	11 ROUNDS																TOTAL			
			PTS	REGULAR					PLAYOFF				OTHER				G	W	L	D		
				G	W	L	D	D	G	W	L	D	G	W	L	D						
9394	1766	ALIKAKOS G	AIL	27	10	3	5	2	1	0	1	0	4	3	1	0	15	6	7	2		
9394	1556	AMLING C	AIL	11	7	0	7	0	1	0	1	0	0	0	0	0	8	0	8	0		
9394	1713	ANTHONY M	LSF	27	9	3	4	2	4	4	0	0	1	0	1	0	14	7	5	2		
9394	1173	ASCOLESE M	USP	11	4	0	4	0	1	0	1	0	0	0	0	0	5	0	5	0		
9394	2071	ASCOLESE P SR	USP	37	10	6	3	1	1	0	1	0	0	0	0	0	11	6	4	1		
9394	1373 /2	ASCOLESE P JR	USP	11	1	0	1	0	0	0	0	0	0	0	0	0	1	0	1	0		
9394	2122	BERG G	GRU B	47	11	8	1	2	1	0	0	1	3	3	0	0	15	11	1	3		
9394	1937	BONFANTE C	LSF	29	9	3	3	3	4	2	1	1	1	1	0	0	14	6	4	4		
9394	1922	CAIRONE R	GRU A	41	10	6	1	3	2	1	0	1	0	0	0	0	12	7	1	4		
9394	1517	CECCHINI R	AIL	21	9	2	6	1	0	0	0	0	0	0	0	0	9	2	6	1		
9394	2161 /6	CHAMPLAIN W	IBA	21	3	2	0	1	0	0	0	0	0	0	0	0	3	2	0	1		
9394	2076	CHIPKIN L	PAC	37	11	5	3	3	3	3	0	0	2	2	0	0	16	10	3	3		
9394	1538 /3	COMMONS R	ADE	19	2	2	0	0	0	0	0	0	0	0	0	0	2	2	0	0		
9394	1991	CRANSTON T	ALU A	39	9	6	1	2	0	0	0	0	0	0	0	0	9	6	1	2		
9394	1876	CULLEN P	GRU B	31	8	4	2	2	1	0	1	0	1	1	0	0	10	5	3	2		
9394	1882	DECARLO J	GRU B	33	7	5	1	1	1	1	0	0	0	0	0	0	8	6	1	1		
9394	1896	DWULIT J	UNI R	43	10	7	1	2	3	1	1	1	0	0	0	0	13	8	2	3		
9394	1812	GARCIA J	PAC	31	5	5	0	0	0	0	0	0	2	1	1	0	7	6	1	0		
9394	1429	GOLDFARB S	ALU C	19	10	2	8	0	1	1	0	0	2	1	1	0	13	4	9	0		
9394	1667	GOLDSTEIN C	PAC	39	10	7	3	0	3	1	2	0	2	0	2	0	15	8	7	0		
9394	1531	GRIESE W	ALU C	15	8	1	7	0	0	0	0	0	0	0	0	0	8	1	7	0		
9394	1514	HART R	ADE	27	10	4	6	0	1	0	0	1	1	0	1	0	12	4	7	1		
9394	1310 /11	HARTTEN E	UNI R	15	6	1	5	0	0	0	0	0	5	1	4	0	11	2	9	0		
9394	1759	HATCHER R	UNI W	35	11	4	3	4	2	2	0	0	3	2	1	0	16	8	4	4		
9394	1589 /14	HELF R	AIL	17	7	1	5	1	1	0	1	0	0	0	0	0	8	1	6	1		
9394	1750	HOLZER P	GRU B	23	5	3	2	0	0	0	0	0	0	0	0	0	5	3	2	0		
9394	1752	HOM D	UNI R	31	8	5	3	0	3	2	1	0	0	0	0	0	11	7	4	0		
9394	1171 /3	HUEY J	AIL	13	3	0	2	1	0	0	0	0	0	0	0	0	3	0	2	1		
9394	1394 /9	HUEY L	AIL	19	8	2	6	0	1	0	0	1	0	0	0	0	9	2	6	1		
9394	1720	JAROSINSKI M	LSF	29	6	4	1	1	2	0	2	0	3	2	1	0	11	6	4	1		
9394	1905	JOHNSON W	PAC	15	1	1	0	0	2	2	0	0	0	0	0	0	3	3	0	0		
9394	2022	KANTOR A	ALU A	25	6	3	2	1	0	0	0	0	0	0	0	0	6	3	2	1		
9394	1616	KINGSLEY J	ALU C	19	11	2	9	0	1	0	1	0	4	1	3	0	16	3	13	0		
9394	1616 /4	KOLCZYNSKI J	LSF	15	2	1	1	0	0	0	0	0	2	1	1	0	4	2	2	0		
9394	2198	LAFLAIR R	ALU A	23	3	3	0	0	0	0	0	0	0	0	0	0	3	3	0	0		
9394	1800	LEONE D	LSF	25	7	2	2	3	2	1	1	0	2	2	0	0	11	5	3	3		
9394	1855	LIPPACHER E	USP	39	11	7	4	0	1	1	0	0	0	0	0	0	12	8	4	0		
9394	1407 /7	LIVELY J	GRU A	11	1	0	1	0	0	0	0	0	0	0	0	0	1	0	1	0		
9394	1313	LOSHIN A	ALU C	27	10	3	5	2	1	0	1	0	4	1	3	0	15	4	9	2		
9394	1738	MAHONEY K	GRU A	49	11	9	1	1	2	0	2	0	0	0	0	0	13	9	3	1		
9394	1801	MARLEY K	GRU B	19	3	2	1	0	1	0	1	0	0	0	0	0	4	2	2	0		
9394	1393 /13	MASTANDREA R	IBA	19	10	2	8	0	1	1	0	0	4	2	2	0	15	5	10	0		
9394	1860	MINASSIAN S	GRU A	19	2	2	0	0	0	0	0	0	0	0	0	0	2	2	0	0		
9394	1598	MUTTREJA S	USP	27	7	4	3	0	1	1	0	0	0	0	0	0	8	5	3	0		
9394	1529	NEDJAD D	ALU A	25	5	3	1	1	1	0	1	0	0	0	0	0	6	3	2	1		
9394	1611 /6	NEFF B	IBA	15	6	1	5	0	0	0	0	0	0	0	0	0	6	1	5	0		
9394	UNR /2	NEWDALE E	IND	0	0	0	0	0	0	0	0	0	2	1	1	0	2	1	1	0		
9394	2085	NOVIK S	GRU A	35	8	6	2	0	2	1	1	0	0	0	0	0	10	7	3	0		
9394	1867	OGEN T	ADE	25	9	3	5	1	1	0	0	1	1	1	0	0	11	4	5	2		
9394	1791	PETRULLI M	PAC	21	6	2	3	1	1	0	1	0	0	0	0	0	7	2	4	1		
9394	1654	RICHARDS L	ALU A	11	1	0	1	0	0	0	0	0	0	0	0	0	1	0	1	0		
9394	1931	RIZZO R	GRU A	37	10	4	1	5	2	1	1	0	2	1	1	0	14	6	3	5		
9394	1615	ROMAN R	ADE	19	6	2	4	0	0	0	0	0	0	0	0	0	6	2	4	0		
9394	1707	ROSE R	GRU B	11	1	0	1	0	0	0	0	0	0	0	0	0	1	0	1	0		
9394	1556	RUSCH E	UNI W	35	11	6	5	0	2	1	0	1	2	1	1	0	15	8	6	1		
9394	1339 /3	SHAPIRO C	GRU A	13	2	0	1	1	0	0	0	0	0	0	0	0	2	0	1	1		
9394	1767 /9	SHOENFELD O	IBA	29	9	3	3	3	0	0	0	0	0	0	0	0	9	3	3	3		
9394	1802	SIMEONE R	ALU A	43	10	7	1	2	1	0	1	0	0	0	0	0	11	7	2	2		
9394	1976	SOSTACK R	PAC	39	11	7	4	0	3	2	1	0	1	1	0	0	15	10	5	0		
9394	1979	SPINNATO C	UNI W	37	11	5	3	3	2	1	1	0	0	0	0	0	13	6	4	3		
9394	1756	STANDING R	LSF	39	9	7	2	0	4	1	2	1	1	1	0	0	14	9	4	1		
9394	1986	SULZBACH B	USP	45	11	7	1	3	2	2	0	0	0	0	0	0	13	9	1	3		
9394	1906	TIMMINS J	UNI R	25	10	2	5	3	3	2	1	0	0	0	0	0	13	4	6	3		
9394	1500	TREMMEL K SR	ADE	15	6	0	4	2	1	0	1	0	1	0	1	0	8	0	6	2		
9394	1687	ULFERS E	UNI W	35	11	5	4	2	2	1	1	0	1	0	1	0	14	6	6	2		
9394	1925	WILKIE C	GRU B	29	9	4	4	1	0	0	0	0	0	0	0	0	9	4	4	1		
9394	1611 /2	WILLMOTT P	LSF	15	1	1	0	0	0	0	0	0	1	0	1	0	2	1	1	0		
9394	1953	WISBAUER R	ALU A	43	10	7	1	2	1	0	1	0	0	0	0	0	11	7	2	2		
9394	1638 /11	YUK H	ADE	15	6	1	5	0	1	0	1	0	0	0	0	0	7	1	6	0		
9394	1740	ZABB K	UNI R	21	8	1	4	3	3	2	0	1	0	0	0	0	11	3	4	4		

TF	27	27	6	6	2	2	35	35
FF	2	2	1	1	0	0	3	3
	###	###	###	72	88	39	39	10
	###		44		30		###	

FINAL 1992-1993 INDIVIDUAL STANDINGS

FINAL RATING	NAME	TEAM	11 ROUNDS																	
			PTS	REGULAR					PLAYOFF				OTHER				TOTAL			
				G	W	L	D	G	W	L	D	G	W	L	D	G	W	L	D	
9293	1752	ALIKAKOS G	AIL	21	10	2	7	1	2	1	1	0	0	0	0	0	12	3	8	1
9293	1620	AMLING C	AIL	21	11	2	8	1	0	0	0	0	0	0	0	11	2	8	1	
9293	1422 /3	ANDJEVSKY A	PAR M	19	4	2	2	0	0	0	0	0	0	0	0	4	2	2	0	
9293	1705	ANTHONY M	LSF	25	10	3	6	1	2	1	1	0	0	0	0	12	4	7	1	
9293	1213 /11	ASCOLESE M	USP	11	10	0	10	0	1	0	1	0	0	0	0	11	0	11	0	
9293	1378 /1	ASCOLESE P JR	USP	11	1	0	1	0	0	0	0	0	0	0	0	1	0	1	0	
9293	2109 /12	ASCOLESE P SR	USP	43	10	7	1	2	2	2	0	0	0	0	0	12	9	1	2	
9293	2103	BERG G	GRU A	43	9	7	0	2	2	0	1	1	0	0	0	11	7	1	3	
9293	1899	BONFANTE C	LSF	29	8	4	3	1	1	0	1	0	0	0	0	9	4	4	1	
9293	1477	BORIOTTI J	ALU C	21	3	2	0	1	1	1	0	0	0	0	0	4	3	0	1	
9293	1915	CAIRONE R	GRU B	37	11	5	3	3	2	0	2	0	0	0	0	13	5	5	3	
9293	1100 /1	CARPENTER R	SAR	11	1	0	1	0	0	0	0	0	0	0	0	1	0	1	0	
9293	1525	CECCHINI R	AIL	21	9	2	6	1	1	0	1	0	0	0	0	10	2	7	1	
9293	2050	CHIPKIN L	PAC	39	11	6	3	2	2	2	0	0	0	0	0	13	8	3	2	
9293	1586	COHN G	ADE	11	1	0	1	0	0	0	0	0	0	0	0	1	0	1	0	
9293	1220 /1	COMMONS R	ADE	11	1	0	1	0	0	0	0	0	0	0	0	1	0	1	0	
9293	1966	CRANSTON T	ALU A	15	1	1	0	0	2	0	0	2	0	0	0	3	1	0	2	
9293	1922	CULLEN P	GRU B	37	8	5	0	3	2	1	0	1	0	0	0	10	6	0	4	
9293	1884	DECARLO J	GRU B	15	3	0	1	2	0	0	0	0	0	0	0	3	0	1	2	
9293	1858	DWULIT J	PAR M	25	8	3	4	1	2	0	1	1	0	0	0	10	3	5	2	
9293	1394	GOLDFARB S	ALU C	19	11	2	9	0	1	1	0	0	0	0	0	12	3	9	0	
9293	1690	GOLDSTEIN C	PAC	41	9	6	0	3	2	0	2	0	0	0	0	11	6	2	3	
9293	1440 /11	GREEK J	SAR	21	11	2	8	1	0	0	0	0	0	0	0	11	2	8	1	
9293	1248 /1	GREEN R	GRU A	11	1	0	1	0	0	0	0	0	0	0	0	1	0	1	0	
9293	1547	GRIESE W	ALU C	11	3	0	3	0	0	0	0	0	0	0	0	3	0	3	0	
9293	1512	HART R	ADE	21	9	2	6	1	2	1	0	1	0	0	0	11	3	6	2	
9293	1677 /1	HARWOOD R	LSF	15	1	1	0	0	0	0	0	0	0	0	0	1	1	0	0	
9293	1708	HATCHER R	PAR W	29	11	4	6	1	2	0	1	1	0	0	0	13	4	7	2	
9293	1544 /6	HELF R	AIL	27	6	4	2	0	2	1	0	1	0	0	0	8	5	2	1	
9293	1790	HOLZER P	GRU A	27	4	4	0	0	0	0	0	0	0	0	0	4	4	0	0	
9293	1750	HOM D	PAR M	39	9	6	1	2	2	2	0	0	0	0	0	11	8	1	2	
9293	1507 /10	INFRANCO J	SAR	27	11	3	6	2	0	0	0	0	0	0	0	11	3	6	2	
9293	1682	JAROSINSKI M	LSF	35	10	5	3	2	2	2	0	0	0	0	0	12	7	3	2	
9293	1870	JOHNSON W	PAC	47	11	7	0	4	2	0	0	2	0	0	0	13	7	0	6	
9293	2025	KANTOR A	ALU A	35	8	5	1	2	1	0	1	0	0	0	0	9	5	2	2	
9293	1648	KINGSLEY J	ALU C	21	11	2	8	1	2	2	0	0	0	0	0	13	4	8	1	
9293	2182	LAFLAIR R	ALU A	43	8	8	0	0	2	1	0	1	0	0	0	10	9	0	1	
9293	1246 /2	LEE A	PAR W	11	2	0	2	0	0	0	0	0	0	0	0	2	0	2	0	
9293	1095 /1	LEE S	PAR W	11	1	0	1	0	0	0	0	0	0	0	0	1	0	1	0	
9293	1813 /7	LEONE D	LSF	29	5	4	0	1	2	1	1	0	0	0	0	7	5	1	1	
9293	1811 /13	LIPPACHER E	USP	11	2	0	2	0	1	0	1	0	0	0	0	3	0	3	0	
9293	1423 /6	LIVELY J	GRU A	15	2	1	1	0	0	0	0	0	0	0	0	2	1	1	0	
9293	1301	LOSHIN A	ALU C	21	10	2	7	1	2	1	1	0	0	0	0	12	3	8	1	
9293	1721	MAHONEY K	GRU B	35	7	5	0	2	2	2	0	0	0	0	0	9	7	0	2	
9293	1842	MARLEY K	GRU A	23	5	2	1	2	1	0	1	0	0	0	0	6	2	2	2	
9293	1852	MINASSIAN S	GRU A	17	3	1	1	1	2	0	1	1	0	0	0	5	1	2	2	
9293	1609	MUTTREJA S	ADE	11	2	0	2	0	1	1	0	0	0	0	0	3	1	2	0	
9293	1508	NEDJAD D	ALU A	15	5	1	4	0	0	0	0	0	0	0	0	5	1	4	0	
9293	2084	NOVIK S	GRU A	45	10	8	1	1	1	0	0	1	0	0	0	11	8	1	2	
9293	1818	OGEN T	ADE	31	11	4	5	2	2	1	1	0	0	0	0	13	5	6	2	
9293	1716 /1	OPITZ P	GRU A	15	1	1	0	0	0	0	0	0	0	0	0	1	1	0	0	
9293	1484	PARNELL R	ALU A	15	1	1	0	0	0	0	0	0	0	0	0	1	1	0	0	
9293	1649 /9	PAWSON T	SAR	23	9	3	6	0	0	0	0	0	0	0	0	9	3	6	0	
9293	1832	PETRULLI M	ALU A	13	1	0	0	1	0	0	0	0	0	0	0	1	0	0	1	
9293	1917 /1	RAPPAPORT V	PAR M	15	1	1	0	0	0	0	0	0	0	0	0	1	1	0	0	
9293	1283	RIGNEY D	ALU C	11	1	0	1	0	1	0	1	0	0	0	0	2	0	2	0	
9293	1975	RIZZO R	GRU B	33	9	5	3	1	2	1	0	1	0	0	0	11	6	3	2	
9293	1595	ROMAN R	ADE	23	7	3	4	0	1	1	0	0	0	0	0	8	4	4	0	
9293	1732	ROSE R	GRU B	23	4	3	1	0	0	0	0	0	0	0	0	4	3	1	0	
9293	1289 /5	RUBIN K	AIL	15	1	1	0	0	0	0	0	0	0	0	0	1	1	0	0	
9293	1491	RUSCH E	PAR W	31	10	5	5	0	2	0	2	0	0	0	0	12	5	7	0	
9293	1677	SCHONROG W	ALU C	17	3	1	1	1	0	0	0	0	0	0	0	3	1	1	1	
9293	1449 /1	SHAPIRO C	GRU B	11	1	0	1	0	0	0	0	0	0	0	0	1	0	1	0	
9293	1792	SIMEONE R	ALU A	37	9	6	2	1	1	0	0	1	0	0	0	10	6	2	2	
9293	2009	SOSTACK R	PAC	53	11	10	0	1	2	0	1	1	0	0	0	13	10	1	2	
9293	1946	SPINNATO C	PAR W	29	11	4	6	1	2	1	0	1	0	0	0	13	5	6	2	
9293	1704	STANDING R	LSF	41	10	7	2	1	1	1	0	0	0	0	0	11	8	2	1	
9293	1920 /13	SULZBACH B	USP	39	11	6	3	2	2	2	0	0	0	0	0	13	8	3	2	
9293	1247 /10	SULZBACH F	USP	11	8	0	8	0	2	0	2	0	0	0	0	10	0	10	0	
9293	1996	SUNSHINE B	PAC	15	2	1	1	0	0	0	0	0	0	0	0	2	1	1	0	
9293	1770 /10	TATE S	SAR	23	10	3	7	0	0	0	0	0	0	0	0	10	3	7	0	
9293	1930	TIMMINS J	PAR M	27	11	3	6	2	2	0	1	1	0	0	0	13	3	7	3	
9293	1525	TREMMEL K SR	ADE	15	3	1	2	0	1	1	0	0	0	0	0	4	2	2	0	
9293	1674	ULFERS E	PAR W	37	9	5	1	3	2	1	1	0	0	0	0	11	6	2	3	
9293	1890	VICTORY T	GRU B	15	1	1	0	0	0	0	0	0	0	0	0	1	1	0	0	
9293	1978 /12	WILKIE C	GRU A	35	9	5	2	2	2	1	1	0	0	0	0	11	6	3	2	
9293	1962	WISBAUER R	ALU A	39	10	5	1	4	2	2	0	0	0	0	0	12	7	1	4	
9293	1716 /4	YUK H	ADE	21	3	2	0	1	1	1	0	0	0	0	0	4	3	0	1	
9293	1768	ZABB K	PAR M	33	11	5	5	1	1	1	0	0	0	0	0	12	6	5	1	

TF	21	21	11	11	0	0	32	32
FF	0	0	2	2	0	0	2	2
	528	228	228	72	96	39	39	18
					0	0	0	0
					###	###	###	90

264

48

0

###

FINAL 1991-1992 INDIVIDUAL STANDINGS 11 ROUNDS

FINAL RATING	NAME	TEAM	REGULAR				PLAYOFF				OTHER				TOTAL				
			PTS	G	W	L	D	G	W	L	D	G	W	L	D	G	W	L	D
9192 1793	ALIKAKOS G	AIL	25	11	3	7	1	0	0	0	0	1	1	0	0	12	4	7	1
9192 1619	AMLING C	AIL	17	11	1	9	1	0	0	0	0	1	1	0	0	12	2	9	1
9192 1663	ANTHONY M	LSF	25	8	3	4	1	1	0	1	0	1	1	0	0	10	4	5	1
9192 1608	BAKER W	ALU B	13	2	0	1	1	0	0	0	0	0	0	0	2	0	1	1	
9192 1454	BARILLA J	UNI I	25	6	3	2	1	2	0	1	1	0	0	0	8	3	3	2	
9192 2090	BERG G	GRU A	35	11	5	4	2	2	1	1	0	1	1	0	14	7	5	2	
9192 1897	BONFANTE C	LSF	23	7	3	4	0	1	0	0	1	1	1	0	9	4	4	1	
9192 1459	BORIOTTI J	NOR	19	6	2	4	0	0	0	0	0	0	0	0	6	2	4	0	
9192 1942	BORTZNER C	ALU B	43	10	6	0	4	2	1	1	0	0	0	0	12	7	1	4	
9192 1100 /1	BROGHELLI K	USM	11	0	0	0	0	0	0	0	0	1	0	1	1	0	1	0	
9192 1444 /3	BROWN A	USM	11	0	0	0	0	0	0	0	0	3	0	3	0	3	0	3	
9192 1971	CAIRONE R	GRU A	21	3	2	0	1	2	1	1	0	0	0	0	5	3	1	1	
9192 1500 /10	CECCHINI R	AIL	15	9	0	7	2	0	0	0	0	1	1	0	10	1	7	2	
9192 2036	CHIPKIN L	PAC	41	11	7	3	1	2	0	2	0	1	1	0	14	8	5	1	
9192 1266 /2	CLARK T	USM	11	0	0	0	0	0	0	0	0	2	0	2	0	2	0	2	
9192 1588	COHN G	ADE	19	2	2	0	0	0	0	0	0	0	0	0	2	2	0	0	
9192 1959	CRANSTON T	ALU B	33	9	4	2	3	2	0	0	2	0	0	0	11	4	2	5	
9192 1904	CULLEN P	GRU A	37	8	5	0	3	1	1	0	0	0	0	0	9	6	0	3	
9192 1898	DECARLO J	GRU B	17	3	1	1	1	1	0	0	1	0	0	0	4	1	1	2	
9192 1285 /4	DOBBS W	USM	11	0	0	0	0	0	0	0	0	4	0	4	0	4	0	4	
9192 1919	DWULIT J	UNI	29	7	3	1	3	2	1	0	1	1	1	0	10	5	1	4	
9192 1836 /10	GILLESPIE C	UNI II	33	8	5	2	1	2	0	1	1	0	0	0	10	5	3	2	
9192 1402	GOLDFARB S	ALU A	19	7	2	5	0	2	0	1	1	0	0	0	9	2	6	1	
9192 1654	GOLDSTEIN C	PAC	41	11	7	3	1	2	0	2	0	1	1	0	14	8	5	1	
9192 UNR /0	GOLDSTEIN J	PAC	11	0	0	0	0	0	0	0	0	1	1	0	1	1	0	0	
9192 1411 /1	GRAHAM M	USM	11	0	0	0	0	0	0	0	0	1	0	1	0	1	0	1	
9192 1589	GRIESE W	NOR	19	5	2	3	0	0	0	0	0	0	0	0	5	2	3	0	
9192 1464 /1	HALLIDAY H	LSF	11	1	0	1	0	0	0	0	0	0	0	0	1	0	1	0	
9192 1529	HART R	ADE	35	10	5	3	2	2	2	0	0	0	0	0	12	7	3	2	
9192 1717	HATCHER R	UNI I	33	10	4	3	3	2	0	1	1	1	1	0	13	5	4	4	
9192 1556 /10	HEINTZ J	NOR	11	4	0	4	0	0	0	0	0	1	1	0	5	1	4	0	
9192 1491 /1	HEPURKER L	ADE	15	1	1	0	0	0	0	0	0	0	0	0	1	1	0	0	
9192 1778 /13	HOLZER P	GRU A	27	5	4	1	0	1	0	1	0	1	1	0	7	5	2	0	
9192 1713	HOM D	UNI I	37	10	6	3	1	0	0	0	0	1	1	0	11	7	3	1	
9192 1232 /1	HSU	USM	11	0	0	0	0	0	0	0	0	1	0	1	0	1	0	1	
9192 1627	JAROSINSKI M	LSF	27	9	4	5	0	1	0	0	1	1	1	0	11	5	5	1	
9192 1840 /13	JOHNSON W	LIR	27	11	4	7	0	1	0	0	1	1	1	0	13	5	7	1	
9192 2026	KANTOR A	ALU A	27	8	4	4	0	1	1	0	0	0	0	0	9	5	4	0	
9192 1622	KINGSLEY J	NOR	15	10	1	9	0	0	0	0	0	1	1	0	11	2	9	0	
9192 2106	LAFLAIR R	ALU B	33	6	5	0	1	2	2	0	0	0	0	0	8	7	0	1	
9192 1740	LANNING R	GRU A	15	2	1	1	0	0	0	0	0	1	1	0	3	2	1	0	
9192 UNR /0	LEE A	UNI II	15	1	1	0	0	0	0	0	0	0	0	0	1	1	0	0	
9192 1500 /1	LEW T	ADE	11	1	0	1	0	0	0	0	0	0	0	0	1	0	1	0	
9192 1298	LOSHIN A	LSF	17	4	1	2	1	0	0	0	0	0	0	0	4	1	2	1	
9192 1691 /10	MAHONEY K	GRU B	29	8	4	3	1	2	2	0	0	0	0	0	10	6	3	1	
9192 1885	MARLEY K	GRU B	39	10	6	2	2	2	0	1	1	0	0	0	12	6	3	3	
9192 1402 /5	MEDRANO E	USM	11	0	0	0	0	0	0	0	0	5	2	3	0	5	2	3	
9192 1257 /2	MELENDEZ L	ADE	15	2	1	1	0	0	0	0	0	0	0	0	2	1	1	0	
9192 1898	MINASSIAN S	GRU B	25	6	2	1	3	1	1	0	0	0	0	0	7	3	1	3	
9192 1504 /2	MINUTOLI G	NOR	11	1	0	1	0	0	0	0	0	1	1	0	2	1	1	0	
9192 1100 /1	MUTTO R	USM	11	0	0	0	0	0	0	0	0	1	0	1	0	1	0	1	
9192 1627	MUTTREJA S	ADE	19	6	2	4	0	2	1	1	0	0	0	0	8	3	5	0	
9192 1562	NEDJAD D	ALU B	15	1	1	0	0	0	0	0	0	0	0	0	1	1	0	0	
9192 1791 /2	NGUYEN B	LSF	15	1	1	0	0	0	0	0	0	0	0	0	1	1	0	0	
9192 1100 /1	NOLEN M	USM	11	0	0	0	0	0	0	0	0	1	0	1	0	1	0	1	
9192 2089	NOVIK S	GRU B	45	10	8	1	1	2	1	1	0	0	0	0	12	9	2	1	
9192 1819	OGEN T	ADE	27	9	3	4	2	2	1	1	0	0	0	0	11	4	5	2	
9192 1481 /11	PANICO D	LIR	25	11	3	7	1	1	0	0	1	1	1	0	13	4	7	2	
9192 1277 /12	PANICO N Jr	LIR	17	10	1	8	1	1	0	1	0	1	0	1	12	1	10	1	
9192 1654 /12	PANICO N Sr	LIR	23	11	3	8	0	1	1	0	0	1	1	0	13	5	8	0	
9192 1839	PETRULLI M	ALU A	25	8	3	4	1	2	1	1	0	0	0	0	10	4	5	1	
9192 1411 /14	PISCOP F	AIL	21	10	1	6	3	0	0	0	0	1	1	0	11	2	6	3	
9192 1678	RICHARDS L	ALU B	27	6	4	2	0	0	0	0	0	0	0	0	6	4	2	0	
9192 1291	RIGNEY D	ALU A	11	1	0	1	0	0	0	0	0	0	0	0	1	0	1	0	
9192 1952	RIZZO R	GRU A	19	6	1	3	2	0	0	0	0	0	0	0	6	1	3	2	
9192 1570	ROMAN R	ADE	29	9	4	4	1	1	0	1	0	0	0	0	10	4	5	1	
9192 1744	ROSE R	GRU B	35	7	6	1	0	0	0	0	0	0	0	0	7	6	1	0	
9192 1206 /4	RUBIN K	AIL	11	3	0	3	0	0	0	0	0	0	0	0	3	0	3	0	
9192 1457 /10	RUSCH E	UNI II	25	9	3	5	1	2	1	1	0	0	0	0	11	4	6	1	
9192 1637	SCHONROG W	ALU A	27	8	4	4	0	1	1	0	0	0	0	0	9	5	4	0	
9192 2063	SEROPIAN A	GRU A	37	9	6	2	1	2	0	0	2	1	1	0	12	7	2	3	
9192 1900 /1	SHERMAN S	UNI I	11	0	0	0	0	0	0	0	0	1	1	0	1	1	0	0	
9192 1771	SIMEONE R	ALU B	43	10	7	1	2	2	1	1	0	0	0	0	12	8	2	2	
9192 1522 /14	SINGH D	NOR	21	9	2	6	1	0	0	0	0	1	1	0	10	3	6	1	
9192 1945	SOSTACK R	PAC	43	11	8	3	0	2	1	1	0	0	0	0	13	9	4	0	
9192 1996 /12	SPINNATO C	UNI II	41	11	7	3	1	2	0	1	1	0	0	0	13	7	4	2	
9192 1620	STANDING R	LSF	39	9	5	0	4	1	1	0	0	1	0	1	11	6	1	4	
9192 2007	SUNSHINE B	PAC	41	11	7	3	1	2	0	0	2	1	1	0	14	8	3	3	
9192 1998	TIMMINS J	UNI I	37	11	6	4	1	2	0	1	1	0	0	0	13	6	5	2	
9192 1524	TREMMEL K Sr	ADE	15	3	1	2	0	1	0	1	0	0	0	0	4	1	3	0	
9192 1491 /5	ULFERS E	UNI II	21	4	2	1	1	0	0	0	0	0	0	0	4	2	1	1	
9192 1962	WISBAUER R	ALU A	35	10	5	3	2	2	2	0	0	0	0	0	12	7	3	2	
9192 1100 /1	York A	USM	11	0	0	0	0	0	0	0	0	1	0	1	0	1	0	1	
9192 1820 /13	ZABB K	UNI II	35	11	5	4	2	2	1	0	1	0	0	0	13	6	4	3	

TF	18	18	0	0	8	8	26	26
FF	0	0	0	0	0	0	0	0
##	##	##	70	72	26	26	20	56
##	##	##	70	72	26	26	20	56

FINAL 1990-1991 INDIVIDUAL STANDINGS 10 ROUNDS

FINAL RATING	NAME	TEAM	REGULAR				PLAYOFF				OTHER				TOTAL								
			PTS	G	W	L	D	G	W	L	D	G	W	L	D	G	W	L	D				
9091 1391 /7	ACEA J	ALU	10	1	0	1	0	0	0	0	0	0	0	0	0	0	0	0	0	1	0	1	0
9091 1821	ALIKAKOS G	AIL A	24	10	3	6	1	3	1	2	0	0	0	0	0	0	0	0	0	13	4	8	1
9091 1643	AMLING C	AIL A	28	10	4	5	1	3	2	1	0	0	0	0	0	0	0	0	13	6	6	1	
9091 1585 /8	ANTHONY M	LSF	26	8	4	4	0	1	0	1	0	0	0	0	0	0	0	0	9	4	5	0	
9091 1440	BARILLA J	UNI	32	6	5	0	1	0	0	0	0	0	0	0	0	0	0	0	6	5	0	1	
9091 2163	BERG G	GRU A	38	9	7	2	0	2	2	0	0	0	0	0	0	0	0	0	11	9	2	0	
9091 1873 /9	BONFANTE C	LSF	30	9	4	3	2	1	0	1	0	0	0	0	0	0	0	0	10	4	4	2	
9091 1459	BORIOTTI J	NOR	10	4	0	4	0	0	0	0	0	0	0	0	0	0	0	0	4	0	4	0	
9091 1874	BORTZNER C	GUL	28	10	3	4	3	2	2	0	0	0	0	0	0	0	0	0	12	5	4	3	
9091 1495	BURNS P	AIL B	18	9	1	6	2	0	0	0	0	0	0	0	0	0	0	0	9	1	6	2	
9091 1971	CAIRONE R	GRU B	28	7	4	2	1	1	0	1	0	0	0	0	0	0	0	0	8	4	3	1	
9091 2052	CHIPKIN L	PAC	38	10	6	2	2	2	0	1	1	0	0	0	0	0	0	0	12	6	3	3	
9091 1936	CRANSTON T	PAC	14	1	1	0	0	0	0	0	0	0	0	0	0	0	0	0	1	1	0	0	
9091 1906	CULLEN P	GRU B	44	9	8	0	1	1	1	0	0	0	0	0	0	0	0	0	10	9	0	1	
9091 1904	DECARLO J	GRU B	38	8	7	1	0	2	1	1	0	0	0	0	0	0	0	0	10	8	2	0	
9091 1534 /8	DEMARCO J	AIL B	10	2	0	2	0	0	0	0	0	0	0	0	0	0	0	0	2	0	2	0	
9091 1886	DWULIT J	UNI	26	6	3	1	2	2	2	0	0	0	0	0	0	0	0	0	8	5	1	2	
9091 1750 /12	GARCIA J	LSF	12	3	0	2	1	0	0	0	0	0	0	0	0	0	0	0	3	0	2	1	
9091 1575 /2	GODUTO R	AIL B	10	2	0	2	0	0	0	0	0	0	0	0	0	0	0	0	2	0	2	0	
9091 1443	GOLDFARB S	ALU	14	7	1	6	0	0	0	0	0	0	0	0	0	0	0	0	7	1	6	0	
9091 1652	GOLDSTEIN C	PAC	30	9	4	3	2	2	0	2	0	0	0	0	0	0	0	0	11	4	5	2	
9091 1592	GRIESE W	NOR	18	7	2	5	0	0	0	0	0	0	0	0	0	0	0	0	7	2	5	0	
9091 1452	HART R	ADE	14	6	1	5	0	0	0	0	0	0	0	0	0	0	0	0	6	1	5	0	
9091 1706	HATCHER R	UNI	26	9	4	5	0	2	0	2	0	0	0	0	0	0	0	0	11	4	7	0	
9091 1594 /5	HEINTZ J	NOR	18	4	2	2	0	0	0	0	0	0	0	0	0	0	0	0	4	2	2	0	
9091 1468 /1	HEPURKER L	ADE	10	1	0	1	0	0	0	0	0	0	0	0	0	0	0	0	1	0	1	0	
9091 1679	HOM D	UNI	34	9	6	3	0	2	1	1	0	0	0	0	0	0	0	0	11	7	4	0	
9091 1666	HUELSTRUNK	AIL B	18	9	1	6	2	0	0	0	0	0	0	0	0	0	0	0	9	1	6	2	
9091 1564 /9	JAROSINSKI M	LSF	28	9	4	4	1	1	1	0	0	0	0	0	0	0	0	0	10	5	4	1	
9091 1625 /13	JOHNSEN R	PAC	16	2	1	0	1	0	0	0	0	0	0	0	0	0	0	0	2	1	0	1	
9091 1509 /7	KALAFAS M	ADE	14	5	1	4	0	2	2	0	0	0	0	0	0	0	0	0	7	3	4	0	
9091 1397	KANISHAK B	AIL A	10	3	0	3	0	0	0	0	0	0	0	0	0	0	0	0	3	0	3	0	
9091 2068	KANTOR A	ALU	34	7	6	1	0	2	2	0	0	0	0	0	0	0	0	0	9	8	1	0	
9091 1610	KINGSLEY J	NOR	18	10	2	8	0	0	0	0	0	0	0	0	0	0	0	0	10	2	8	0	
9091 1756	LANNING R	GRU B	14	1	1	0	0	0	0	0	0	0	0	0	0	0	0	0	1	1	0	0	
9091 1901 /10	LIPPACHER E	GRU A	38	8	7	1	0	2	2	0	0	0	0	0	0	0	0	0	10	9	1	0	
9091 1282	LOSHIN A	AIL B	18	7	2	5	0	0	0	0	0	0	0	0	0	0	0	0	7	2	5	0	
9091 1875	MARLEY K	GRU A	30	9	4	3	2	0	0	0	0	0	0	0	0	0	0	0	9	4	3	2	
9091 1882	MINASSIAN S	GRU A	18	2	2	0	0	1	1	0	0	0	0	0	0	0	0	0	3	3	0	0	
9091 1634 /11	MUTTREJA S	ADE	30	10	5	5	0	1	0	1	0	0	0	0	0	0	0	0	11	5	6	0	
9091 1564	NEDJAD D	GUL	26	10	3	5	2	0	0	0	0	0	0	0	0	0	0	0	10	3	5	2	
9091 1761	OGEN T	ADE	24	7	3	3	1	2	0	2	0	0	0	0	0	0	0	0	9	3	5	1	
9091 1476	PARNELL R	GUL	26	10	3	5	2	2	0	2	0	0	0	0	0	0	0	0	12	3	7	2	
9091 1880 /14	PETRULLI M	GRU B	22	3	3	0	0	1	0	1	0	0	0	0	0	0	0	0	4	3	1	0	
9091 1500 /3	PISCOP F	AIL A	20	5	2	2	1	1	0	1	0	0	0	0	0	0	0	0	6	2	3	1	
9091 1420 /1	POWELL	ADE	10	1	0	1	0	1	0	1	0	0	0	0	0	0	0	0	2	0	2	0	
9091 1165 /4	REILLY T	AIL B	12	4	0	3	1	0	0	0	0	0	0	0	0	0	0	0	4	0	3	1	
9091 1688	RICHARDS L	AIL A	24	9	3	5	1	2	1	1	0	0	0	0	0	0	0	0	11	4	6	1	
9091 1296	RIGNEY D	ALU	16	6	1	4	1	2	0	2	0	0	0	0	0	0	0	0	8	1	6	1	
9091 2034	RIZZO R	GRU B	30	8	4	2	2	2	1	0	1	0	0	0	0	0	0	0	10	5	2	3	
9091 1924	RODRIGUEZ K	GRU B	22	4	3	1	0	1	0	1	0	0	0	0	0	0	0	0	5	3	2	0	
9091 1538	ROMAN R	ADE	26	7	4	3	0	2	2	0	0	0	0	0	0	0	0	0	9	6	3	0	
9091 1400 /1	RUBIN K	AIL A	10	1	0	1	0	0	0	0	0	0	0	0	0	0	0	0	1	0	1	0	
9091 1329 /5	SALZONE J	AIL B	14	6	1	5	0	0	0	0	0	0	0	0	0	0	0	0	6	1	5	0	
9091 1581	SCHONROG W	ALU	34	10	6	4	0	1	0	1	0	0	0	0	0	0	0	0	11	6	5	0	
9091 2099	SEROPIAN A	GRU A	26	4	4	0	0	2	1	1	0	0	0	0	0	0	0	0	6	5	1	0	
9091 1714	SIMEONE R	GUL	28	10	3	4	3	2	2	0	0	0	0	0	0	0	0	0	12	5	4	3	
9091 1479 /4	SINGH D	NOR	14	4	1	3	0	0	0	0	0	0	0	0	0	0	0	0	4	1	3	0	
9091 2009 /11	SOSTACK R	PAC	42	8	8	0	0	2	1	0	1	0	0	0	0	0	0	0	10	9	0	1	
9091 1433 /5	STANDING R	LSF	14	5	1	4	0	1	1	0	0	0	0	0	0	0	0	0	6	2	4	0	
9091 2051	SUNSHINE B	PAC	40	10	6	1	3	2	1	1	0	0	0	0	0	0	0	0	12	7	2	3	
9091 2072 /11	TIMMINS J	UNI	44	10	8	1	1	2	0	2	0	0	0	0	0	0	0	0	12	8	3	1	
9091 1521	TREMMELE K Sr	ADE	10	2	0	2	0	0	0	0	0	0	0	0	0	0	0	0	2	0	2	0	
9091 1889	VICTORY T	GRU A	36	8	6	1	1	1	0	0	1	0	0	0	0	0	0	0	9	6	1	2	
9091 1964	WISBAUER R	ALU	28	6	4	1	1	2	2	0	0	0	0	0	0	0	0	0	8	6	1	1	
9091 1413	YU M	NOR	24	7	3	3	1	0	0	0	0	0	0	0	0	0	0	0	7	3	3	1	

	###	###	###	46	66	32	30	4	0	0	0	0	###	###	###	50
TF	16	16			4	4			0	0			20	20		
FF	1	1			2	2			0	0			3	3		
	###	###	###	46	72	34	34	4	0	0	0	0	###	###	###	50
	###				36				0				###			

FINAL 1989-1990 INDIVIDUAL STANDINGS

RATING	NAME	TEAM	9 ROUNDS																
			REGULAR				PLAYOFF				OTHER				TOTAL				
			PTS	G	W	L	D	G	W	L	D	G	W	L	D	G	W	L	D
8990 1892	ALIKAKOS G	EAT A	35	8	6	1	1	2	1	0	1	0	0	0	0	10	7	1	2
8990 1631	AMLING C	EAT A	25	9	3	4	2	1	1	0	0	0	0	0	0	10	4	4	2
8990 UNR /1	BACH L	EAT B	13	1	1	0	0	1	0	1	0	0	0	0	2	1	1	0	
8990 1308	BARILLA J	UNI	23	6	3	2	1	1	1	0	0	0	0	0	7	4	2	1	
8990 UNR /1	BATTALLAS R	D&M	9	1	0	1	0	0	0	0	0	0	0	0	1	0	1	0	
8990 2129	BERG G	GRU B	39	8	7	0	1	2	2	0	0	0	0	0	10	9	0	1	
8990 1479	BORIOTTI J	NOR	15	7	1	5	1	0	0	0	0	0	0	0	7	1	5	1	
8990 1851	BORTZNER C	GUL	27	8	4	3	1	2	0	2	0	0	0	0	10	4	5	1	
8990 1512	BURNS P	EAT B	21	7	2	3	2	2	0	1	1	0	0	0	9	2	4	3	
8990 UNR /2	CAGNA V	GUL	19	4	2	1	1	2	0	2	0	0	0	0	6	2	3	1	
8990 1980	CAIRONE R	GRU B	41	9	8	1	0	1	1	0	0	0	0	0	10	9	1	0	
8990 2058	CHIPKIN L	PAC	39	9	6	0	3	2	2	0	0	0	0	0	11	8	0	3	
8990 1595	COHN G	ADE	21	7	3	4	0	2	0	2	0	0	0	0	9	3	6	0	
8990 UNR /1	COSENZA J	D&M	9	1	0	1	0	0	0	0	0	0	0	0	1	0	1	0	
8990 1932	CRANSTON T	PAC	15	2	1	0	1	0	0	0	0	0	0	0	2	1	0	1	
8990 1854	CULLEN P	GRU A	39	8	7	0	1	2	1	1	0	0	0	0	10	8	1	1	
8990 1900	DECARLO J	GRU B	35	8	6	1	1	1	1	0	0	0	0	0	9	7	1	1	
8990 1634 /6	DEMARCO J	EAT A	17	5	2	3	0	1	0	1	0	0	0	0	6	2	4	0	
8990 1803	DWULIT J	UNI	17	6	2	4	0	1	1	0	0	0	0	0	7	3	4	0	
8990 1731	FAZZOLARE D	PAC	29	7	5	2	0	2	0	1	1	0	0	0	9	5	3	1	
8990 1762 /9	GARCIA J	PAC	13	1	1	0	0	0	0	0	0	0	0	0	1	1	0	0	
8990 UNR /1	GLEICH H	EAT A	9	1	0	1	0	0	0	0	0	0	0	0	1	0	1	0	
8990 1486 /14	GOLDFARB S	D&M	9	4	0	4	0	0	0	0	0	0	0	0	4	0	4	0	
8990 1701	GOLDSTEIN C	PAC	33	7	6	1	0	2	1	1	0	0	0	0	9	7	2	0	
8990 1467	HART R	ADE	15	7	1	5	1	0	0	0	0	0	0	0	7	1	5	1	
8990 1755	HATCHER R	UNI	21	9	3	6	0	2	0	2	0	0	0	0	11	3	8	0	
8990 UNR /1	HEINTZ J	NOR	9	1	0	1	0	0	0	0	0	0	0	0	1	0	1	0	
8990 1498 /6	HOM D	UNI	19	5	2	2	1	1	1	0	0	0	0	0	6	3	2	1	
8990 1671 /14	HUELSTRUNK J	EAT B	17	9	2	7	0	2	1	1	0	0	0	0	11	3	8	0	
8990 1395 /13	KANISHAK B	EAT B	17	9	2	7	0	1	1	0	0	0	0	0	10	3	7	0	
8990 1530 /8	KANISHAK G	EAT B	17	3	2	1	0	2	2	0	0	0	0	0	5	4	1	0	
8990 2025	KANTOR A	GRU A	25	5	4	1	0	2	0	2	0	0	0	0	7	4	3	0	
8990 1636	KINGSLEY J	NOR	21	9	3	6	0	0	0	0	0	0	0	0	9	3	6	0	
8990 1767	LANNING R	GRU A	21	3	3	0	0	1	0	1	0	0	0	0	4	3	1	0	
8990 1292	LOSHIN A	EAT B	13	7	1	6	0	0	0	0	0	0	0	0	7	1	6	0	
8990 1897	MARLEY K	GRU B	17	2	2	0	0	2	2	0	0	0	0	0	4	4	0	0	
8990 1871	MINASSIAN S	GRU A	11	3	0	2	1	1	0	1	0	0	0	0	4	0	3	1	
8990 1531	NEDJAD D	GUL	29	9	5	4	0	0	0	0	0	0	0	0	9	5	4	0	
8990 1761	OGEN T	ADE	21	8	3	5	0	2	0	1	1	0	0	0	10	3	6	1	
8990 1423 /4	PARNELL R	GUL	13	4	1	3	0	2	0	1	1	0	0	0	6	1	4	1	
8990 1960 /10	PETRULLI M	GRU B	17	2	2	0	0	0	0	0	0	0	0	0	2	2	0	0	
8990 1451 /4	QUARTERMAN T	D&M	9	4	0	4	0	0	0	0	0	0	0	0	4	0	4	0	
8990 1686	RICHARDS L	EAT A	23	9	3	5	1	1	1	0	0	0	0	0	10	4	5	1	
8990 2029	RIZZO R	GRU A	43	9	8	0	1	2	1	0	1	0	0	0	11	9	0	2	
8990 1966	RODRIGUEZ K	GRU B	33	7	5	0	2	2	1	0	1	0	0	0	9	6	0	3	
8990 1452 /5	ROMAN R	ADE	21	6	3	3	0	2	1	1	0	0	0	0	8	4	4	0	
8990 UNR /2	ROSALES J	GUL	13	2	1	1	0	0	0	0	0	0	0	0	2	1	1	0	
8990 1533	SCHONROG W	UNI	29	9	5	4	0	2	1	1	0	0	0	0	11	6	5	0	
8990 1715 /14	SIMEONE R	GUL	35	9	6	2	1	2	0	1	1	0	0	0	11	6	3	2	
8990 1818 /2	SOSTACK R	PAC	13	2	1	1	0	0	0	0	0	0	0	0	2	1	1	0	
8990 1565	STEIN B	NOR	13	4	1	3	0	0	0	0	0	0	0	0	4	1	3	0	
8990 1590 /9	STRONG B	NOR	13	6	1	5	0	0	0	0	0	0	0	0	6	1	5	0	
8990 2080	SUNSHINE B	PAC	31	8	5	2	1	2	1	0	1	0	0	0	10	6	2	2	
8990 1555	TREMMEL K Sr	ADE	19	7	2	4	1	2	0	1	1	0	0	0	9	2	5	2	
8990 UNR /2	ULFERS E	UNI	13	1	1	0	0	1	1	0	0	0	0	0	2	2	0	0	
8990 UNR /3	VENCO M	D&M	9	3	0	3	0	0	0	0	0	0	0	0	3	0	3	0	
8990 1855	VICTORY T	GRU A	41	8	8	0	0	1	1	0	0	0	0	0	9	9	0	0	
8990 1419	WEST P	NOR	9	1	0	1	0	0	0	0	0	0	0	0	1	0	1	0	
8990 1391 /9	WOLF K	EAT A	13	2	1	1	0	1	0	1	0	0	0	0	3	1	2	0	
8990 1271 /4	WYHOWANEC S	D&M	9	4	0	4	0	0	0	0	0	0	0	0	4	0	4	0	
8990 1397	YU M	NOR	25	8	3	3	2	0	0	0	0	0	0	0	8	3	3	2	

	##	##	##	28	63	27	26	10	0	0	0	0	##	##	##	38
TF	22		22		1		1		0		0		0		0	
FF	0	0			0	0			0	0			0	0		
	##	##	##	28	64	27	27	10	0	0	0	0	##	##	##	38
	##				32				0				##			

FINAL 1988-1989 INDIVIDUAL STANDINGS

FINAL RATING	NAME	TEAM	9 ROUNDS																				
			REGULAR					PLAYOFF				OTHER				TOTAL							
			PTS	G	W	L	D	G	W	L	D	G	W	L	D	G	W	L	D				
8889	1457 /6	ACEA J	EAT B	11	3	0	2	1	0	0	0	0	0	0	0	0	0	0	0	3	0	2	1
8889	1838	ALIKAKOS G	EAT A	21	7	2	3	2	0	0	0	0	0	0	0	0	0	0	0	7	2	3	2
8889	1654	AMLING C	EAT A	25	8	4	4	0	0	0	0	0	0	0	0	0	0	0	0	8	4	4	0
8889	1235 /13	BARILLA J	UNI	19	7	1	3	3	0	0	0	0	0	0	0	0	0	0	0	7	1	3	3
8889	2109 /8	BERG G	GRU A	41	8	8	0	0	0	0	0	0	0	0	0	0	0	0	0	8	8	0	0
8889	1521	BORIOTTI J	NOR	15	8	1	6	1	0	0	0	0	0	0	0	0	0	0	0	8	1	6	1
8889	1849	BORTZNER C	GUL	25	7	2	1	4	0	0	0	0	0	0	0	0	0	0	0	7	2	1	4
8889	1503 /14	BURNS P	EAT B	15	7	1	5	1	0	0	0	0	0	0	0	0	0	0	0	7	1	5	1
8889	1949 /11	CAIRONE R	GRU B	33	7	6	1	0	0	0	0	0	0	0	0	0	0	0	0	7	6	1	0
8889	1727 /2	CHEN P	EAT B	13	2	1	1	0	0	0	0	0	0	0	0	0	0	0	0	2	1	1	0
8889	2052 /7	CHIPKIN L	PAC	33	7	5	0	2	0	0	0	0	0	0	0	0	0	0	0	7	5	0	2
8889	1600	COHN G	ADE	13	5	1	4	0	0	0	0	0	0	0	0	0	0	0	0	5	1	4	0
8889	1801	CULLEN P	GRU A	27	7	4	2	1	0	0	0	0	0	0	0	0	0	0	0	7	4	2	1
8889	1910	DECARLO J	GRU B	15	2	1	0	1	0	0	0	0	0	0	0	0	0	0	0	2	1	0	1
8889	1820	DWULIT J	UNI	23	7	2	2	3	0	0	0	0	0	0	0	0	0	0	0	7	2	2	3
8889	1565 /5	FAUST N	PAC	23	6	3	2	1	0	0	0	0	0	0	0	0	0	0	0	6	3	2	1
8889	1733 /13	FAZZOLARE D	PAC	29	6	5	1	0	0	0	0	0	0	0	0	0	0	0	0	6	5	1	0
8889	1465	GIBBINGS K	GUL	15	8	1	6	1	0	0	0	0	0	0	0	0	0	0	0	8	1	6	1
8889	1489 /2	GOLD P	PAC	9	2	0	2	0	0	0	0	0	0	0	0	0	0	0	0	2	0	2	0
8889	1695	GOLDSTEIN C	PAC	17	7	2	5	0	0	0	0	0	0	0	0	0	0	0	0	7	2	5	0
8889	1511	HART R	ADE	17	6	2	4	0	0	0	0	0	0	0	0	0	0	0	0	6	2	4	0
8889	1808	HATCHER R	UNI	23	8	3	4	1	0	0	0	0	0	0	0	0	0	0	0	8	3	4	1
8889	1180 /5	HEFT N	EAT B	9	1	0	1	0	0	0	0	0	0	0	0	0	0	0	0	1	0	1	0
8889	1808 /6	HUELSTRUNK J	EAT B	31	7	5	1	1	0	0	0	0	0	0	0	0	0	0	0	7	5	1	1
8889	1442 /5	KANISHAK B	EAT B	17	6	2	4	0	0	0	0	0	0	0	0	0	0	0	0	6	2	4	0
8889	1469 /5	KANISHAK G	EAT A	17	4	2	2	0	0	0	0	0	0	0	0	0	0	0	0	4	2	2	0
8889	1641 /9	KHODASH H	ADE	27	7	4	2	1	0	0	0	0	0	0	0	0	0	0	0	7	4	2	1
8889	1652	KINGSLEY J	NOR	15	6	1	4	1	0	0	0	0	0	0	0	0	0	0	0	6	1	4	1
8889	1751	LANNING R	GRU B	17	2	2	0	0	0	0	0	0	0	0	0	0	0	0	0	2	2	0	0
8889	1786 /2	LEISTMAN D	PAC	13	1	1	0	0	0	0	0	0	0	0	0	0	0	0	0	1	1	0	0
8889	1649	LICHIOVERI D	EAT A	9	1	0	1	0	0	0	0	0	0	0	0	0	0	0	0	1	0	1	0
8889	1341	LOSHIN A	EAT B	13	4	1	3	0	0	0	0	0	0	0	0	0	0	0	0	4	1	3	0
8889	1318 /5	LUKACHIASKI	EAT B	11	1	0	0	1	0	0	0	0	0	0	0	0	0	0	0	1	0	0	1
8889	1909	MINASSIAN S	GRU A	19	3	2	0	1	0	0	0	0	0	0	0	0	0	0	0	3	2	0	1
8889	1661 /10	NASTRO J	EAT B	9	1	0	1	0	0	0	0	0	0	0	0	0	0	0	0	1	0	1	0
8889	1361 /7	NEDJAD D	GUL	13	7	1	6	0	0	0	0	0	0	0	0	0	0	0	0	7	1	6	0
8889	1583 /9	NELSON J	UNI	13	4	1	3	0	0	0	0	0	0	0	0	0	0	0	0	4	1	3	0
8889	1754	OGEN T	ADE	21	7	3	4	0	0	0	0	0	0	0	0	0	0	0	0	7	3	4	0
8889	1975 /9	PETRULLI M	GRU A	17	2	2	0	0	0	0	0	0	0	0	0	0	0	0	0	2	2	0	0
8889	1371 /8	PLANZ E	EAT A	9	2	0	2	0	0	0	0	0	0	0	0	0	0	0	0	2	0	2	0
8889	1356 /3	QUATELA F	GUL	11	3	0	2	1	0	0	0	0	0	0	0	0	0	0	0	3	0	2	1
8889	1717	RICHARDS L	EAT A	31	8	5	2	1	0	0	0	0	0	0	0	0	0	0	0	8	5	2	1
8889	1319	RIGNEY D	EAT B	9	1	0	1	0	0	0	0	0	0	0	0	0	0	0	0	1	0	1	0
8889	1970	RIZZO R	GRU B	27	6	4	1	1	0	0	0	0	0	0	0	0	0	0	0	6	4	1	1
8889	1967	RODRIGUEZ K	GRU A	15	4	0	1	3	0	0	0	0	0	0	0	0	0	0	0	4	0	1	3
8889	1718	ROSE R	GRU A	41	8	8	0	0	0	0	0	0	0	0	0	0	0	0	0	8	8	0	0
8889	1474	SCHONROG W	UNI	21	6	3	3	0	0	0	0	0	0	0	0	0	0	0	0	6	3	3	0
8889	1407 /5	SIMEONE R	GUL	17	5	1	2	2	0	0	0	0	0	0	0	0	0	0	0	5	1	2	2
8889	1652 /4	SIMMONS E	NOR	9	2	0	2	0	0	0	0	0	0	0	0	0	0	0	0	2	0	2	0
8889	1763	SINGER K	GRU B	17	2	2	0	0	0	0	0	0	0	0	0	0	0	0	0	2	2	0	0
8889	1590 /14	STEIN B	NOR	21	7	3	4	0	0	0	0	0	0	0	0	0	0	0	0	7	3	4	0
8889	1737 /5	STRONG B	NOR	21	5	3	2	0	0	0	0	0	0	0	0	0	0	0	0	5	3	2	0
8889	2125	SUNSHINE B	GRU B	33	8	6	2	0	0	0	0	0	0	0	0	0	0	0	0	8	6	2	0
8889	1573	TREMMEL K Sr	ADE	25	7	3	2	2	0	0	0	0	0	0	0	0	0	0	0	7	3	2	2
8889	1790	VICTORY T	GRU B	25	5	4	1	0	0	0	0	0	0	0	0	0	0	0	0	5	4	1	0
8889	1408 /12	YU M	NOR	15	4	1	2	1	0	0	0	0	0	0	0	0	0	0	0	4	1	2	1

	###	###	###	38	0	0	0	0	0	0	0	0	0	0	0	0	0	0	###	###	###	38
TF	6		6		0		0				0		0						6		6	
FF	0	0			0	0					0	0							0	0		
	###	###	###	38	0	0	0	0	0	0	0	0	0	0	0	0	0	0	###	###	###	38
	###				0						0								###			

FINAL 1987-1988 INDIVIDUAL STANDINGS

8788	FINAL RATING	NAME	TEAM	11 ROUNDS																		
				REGULAR				PLAYOFF				OTHER				TOTAL						
				PTS	G	W	L	D	G	W	L	D	G	W	L	D	G	W	L	D		
1723 /3	ACEA J	EAT B	19	3	2	1	0	0	0	0	0	0	0	0	0	0	0	0	3	2	1	0
1218 /2	ACKERMAN P	ADE B	11	2	0	2	0	0	0	0	0	0	0	0	0	0	0	0	2	0	2	0
1850	ALIKAKOS G	EAT A	37	9	5	1	3	0	0	0	0	0	0	0	0	0	0	0	9	5	1	3
1655	AMLING C	EAT A	33	8	5	2	1	0	0	0	0	0	0	0	0	0	0	0	8	5	2	1
1196 /1	ANDREWS K	CO	11	1	0	1	0	0	0	0	0	0	0	0	0	0	0	0	1	0	1	0
1115 /1	AWAD	GUL	15	2	1	1	0	0	0	0	0	0	0	0	0	0	0	0	2	1	1	0
1636	BAKER W	EAT A	27	8	4	4	0	0	0	0	0	0	0	0	0	0	0	0	8	4	4	0
954 /7	BARILLA J	UNI A	19	7	2	5	0	0	0	0	0	0	0	0	0	0	0	0	7	2	5	0
1596 /8	BORIOTTI J	NOR B	33	10	5	4	1	0	0	0	0	0	0	0	0	0	0	0	10	5	4	1
1836	BORTZNER C	GUL	39	11	7	4	0	0	0	0	0	0	0	0	0	0	0	0	11	7	4	0
1206 /1	BRADSHAW R	ADE B	11	1	0	1	0	0	0	0	0	0	0	0	0	0	0	0	1	0	1	0
2098 /1	BURKE J	PAC	13	1	0	0	1	0	0	0	0	0	0	0	0	0	0	0	1	0	0	1
1280 /7	BURNS P	EAT B	13	4	0	3	1	0	0	0	0	0	0	0	0	0	0	0	4	0	3	1
2252 /4	CAIRONE R	GRU B	23	4	3	1	0	0	0	0	0	0	0	0	0	0	0	0	4	3	1	0
1131 /1	CAMBORARI R	UNI A	11	1	0	1	0	0	0	0	0	0	0	0	0	0	0	0	1	0	1	0
1900 /9	CHAN P	NOR A	23	5	2	1	2	0	0	0	0	0	0	0	0	0	0	0	5	2	1	2
1413 /12	CHUNOFF P	EAT A	15	1	1	0	0	0	0	0	0	0	0	0	0	0	0	0	1	1	0	0
1606	COHN G	ADE A	29	10	4	5	1	0	0	0	0	0	0	0	0	0	0	0	10	4	5	1
1805	CULLEN P	GRU B	33	6	5	0	1	0	0	0	0	0	0	0	0	0	0	0	6	5	0	1
2064 /2	DAS P	GRU A	19	2	2	0	0	0	0	0	0	0	0	0	0	0	0	0	2	2	0	0
1902	DECARLO J	GRU B	37	7	6	0	1	0	0	0	0	0	0	0	0	0	0	0	7	6	0	1
1444	DENINGER W	CO	25	10	3	6	1	0	0	0	0	0	0	0	0	0	0	0	10	3	6	1
1806	DWULIT J	UNI A	39	10	5	1	4	0	0	0	0	0	0	0	0	0	0	0	10	5	1	4
998 /2	EDGUER N	ADE B	11	2	0	2	0	0	0	0	0	0	0	0	0	0	0	0	2	0	2	0
1509 /7	FAZZOLARE D	PAC	29	9	4	4	1	0	0	0	0	0	0	0	0	0	0	0	9	4	4	1
1828	FORD K	GRU B	11	1	0	1	0	0	0	0	0	0	0	0	0	0	0	0	1	0	1	0
1750 /8	GARCIA J	PAC	15	3	1	2	0	0	0	0	0	0	0	0	0	0	0	0	3	1	2	0
1541 /10	GIBBINGS K	GUL	27	11	4	7	0	0	0	0	0	0	0	0	0	0	0	0	11	4	7	0
1270 /1	GOKLEVENT M	ADE B	11	1	0	1	0	0	0	0	0	0	0	0	0	0	0	0	1	0	1	0
1797 /11	GOLDSTEIN C	PAC	49	10	9	0	1	0	0	0	0	0	0	0	0	0	0	0	10	9	0	1
1879 /10	GORGAS J	GRU A	25	6	3	2	1	0	0	0	0	0	0	0	0	0	0	0	6	3	2	1
1585	GRIESE W	NOR A	17	5	1	3	1	0	0	0	0	0	0	0	0	0	0	0	5	1	3	1
1500	HART R	ADE A	23	10	2	6	2	0	0	0	0	0	0	0	0	0	0	0	10	2	6	2
1817	HATCHER R	UNI A	31	10	4	4	2	0	0	0	0	0	0	0	0	0	0	0	10	4	4	2
554 /4	HEFT N	EAT B	11	2	0	2	0	0	0	0	0	0	0	0	0	0	0	0	2	0	2	0
1338 /10	HELLERMAN G	CO	11	3	0	3	0	0	0	0	0	0	0	0	0	0	0	0	3	0	3	0
1686 /5	HOLLOWAY L	PAC	21	5	2	2	1	0	0	0	0	0	0	0	0	0	0	0	5	2	2	1
2068 /7	HOLZER P	GRU B	15	1	1	0	0	0	0	0	0	0	0	0	0	0	0	0	1	1	0	0
1697 /1	HOM D	UNI A	15	1	1	0	0	0	0	0	0	0	0	0	0	0	0	0	1	1	0	0
1607 /11	JOHNSEN R	PAC	35	8	6	2	0	0	0	0	0	0	0	0	0	0	0	0	8	6	2	0
UNR /0	KANISHAK B	EAT A	15	1	1	0	0	0	0	0	0	0	0	0	0	0	0	0	1	1	0	0
1411 /1	KANISHAK G	EAT B	15	2	1	1	0	0	0	0	0	0	0	0	0	0	0	0	2	1	1	0
2028	KANTOR A	GRU A	33	6	5	0	1	0	0	0	0	0	0	0	0	0	0	0	6	5	0	1
1751 /2	KHODASH H	ADE A	15	2	1	1	0	0	0	0	0	0	0	0	0	0	0	0	2	1	1	0
1655	KINGSLEY J	NOR A	29	9	4	4	1	0	0	0	0	0	0	0	0	0	0	0	9	4	4	1
1737	LANNING R	GRU A	25	6	3	2	1	0	0	0	0	0	0	0	0	0	0	0	6	3	2	1
1923 /1	LEISTMAN D	PAC	15	1	1	0	0	0	0	0	0	0	0	0	0	0	0	0	1	1	0	0
1655	LICHIOVERI D	EAT A	15	7	1	6	0	0	0	0	0	0	0	0	0	0	0	0	7	1	6	0
888 /1	LISCECKI K	NOR B	11	1	0	1	0	0	0	0	0	0	0	0	0	0	0	0	1	0	1	0
1329	LOSHIN A	EAT B	27	10	4	6	0	0	0	0	0	0	0	0	0	0	0	0	10	4	6	0
1253 /4	LUKACHIASKI	EAT A	15	4	0	2	2	0	0	0	0	0	0	0	0	0	0	0	4	0	2	2
1892	MINASSIAN S	GRU B	27	6	4	2	0	0	0	0	0	0	0	0	0	0	0	0	6	4	2	0
1528	MORALES A	NOR A	23	6	2	2	2	0	0	0	0	0	0	0	0	0	0	0	6	2	2	2
1722 /9	MASTRO J	EAT B	27	6	4	2	0	0	0	0	0	0	0	0	0	0	0	0	6	4	2	0
1695 /5	NELSON J	UNI A	29	7	4	2	1	0	0	0	0	0	0	0	0	0	0	0	7	4	2	1
2091 /6	NOVIK S	GRU A	19	2	2	0	0	0	0	0	0	0	0	0	0	0	0	0	2	2	0	0
1762	OGEN T	ADE A	33	10	5	4	1	0	0	0	0	0	0	0	0	0	0	0	10	5	4	1
1800 /5	PANOPOULOS M	GRU B	27	5	4	1	0	0	0	0	0	0	0	0	0	0	0	0	5	4	1	0
1505 /12	PASHOUKAS C	CO	29	7	4	2	1	0	0	0	0	0	0	0	0	0	0	0	7	4	2	1
554 /2	PERONNET E	GUL	11	2	0	2	0	0	0	0	0	0	0	0	0	0	0	0	2	0	2	0
1294 /6	PLANZ E	EAT B	11	3	0	3	0	0	0	0	0	0	0	0	0	0	0	0	3	0	3	0
1201	PRUDENCIO J	ADE A	17	6	1	4	1	0	0	0	0	0	0	0	0	0	0	0	6	1	4	1
1531	RAIA P	CO	35	10	6	4	0	0	0	0	0	0	0	0	0	0	0	0	10	6	4	0
1679	RICHARDS L	EAT B	45	11	8	2	1	0	0	0	0	0	0	0	0	0	0	0	11	8	2	1
1311	RIGNEY D	EAT B	17	5	1	3	1	0	0	0	0	0	0	0	0	0	0	0	5	1	3	1
1975	RIZZO R	GRU A	29	5	4	0	1	0	0	0	0	0	0	0	0	0	0	0	5	4	0	1
1974	RODRIGUEZ K	GRU A	29	6	4	1	1	0	0	0	0	0	0	0	0	0	0	0	6	4	1	1
1313 /1	RODRIGUEZ P	GRU A	11	1	0	1	0	0	0	0	0	0	0	0	0	0	0	0	1	0	1	0
1555 /8	ROSE R	GUL	29	10	4	5	1	0	0	0	0	0	0	0	0	0	0	0	10	4	5	1
1727	SCHNITTMAN V	NOR B	35	10	5	3	2	0	0	0	0	0	0	0	0	0	0	0	10	5	3	2
1442	SCHONROG W	UNI A	27	8	4	4	0	0	0	0	0	0	0	0	0	0	0	0	8	4	4	0
2098	SEROPIAN A	GRU B	25	4	3	0	1	0	0	0	0	0	0	0	0	0	0	0	4	3	0	1
1724 /3	SIMMONS E	NOR A	23	4	3	1	0	0	0	0	0	0	0	0	0	0	0	0	4	3	1	0
1752	SINGER K	GRU A	23	4	3	1	0	0	0	0	0	0	0	0	0	0	0	0	4	3	1	0
1576 /7	STEIN B	NOR A	21	7	2	4	1	0	0	0	0	0	0	0	0	0	0	0	7	2	4	1
1297 /2	STEVENSON O	NOR B	15	3	1	2	0	0	0	0	0	0	0	0	0	0	0	0	3	1	2	0
2650 /10	SUNSHINE B	GRU A	47	9	9	0	0	0	0	0	0	0	0	0	0	0	0	0	9	9	0	0
1666 /1	TAYLOR R	NOR A	15	1	1	0	0	0	0	0	0	0	0	0	0	0	0	0	1	1	0	0
1737 /2	THOMSEN B	GUL	15	2	1	1	0	0	0	0	0	0	0	0	0	0	0	0	2	1	1	0
1544	TREMEL K Sr	ADE B																				

FINAL 1985-1986 INDIVIDUAL STANDINGS

FINAL RATING	NAME	TEAM	11 ROUNDS																			
			REGULAR				PLAYOFF				OTHER				TOTAL							
			PTS	G	W	L	D	G	W	L	D	G	W	L	D	G	W	L	D			
8586	1058 /2	ADLER R	GLO	15	3	1	2	0	0	0	0	0	0	0	0	0	0	0	3	1	2	0
8586	1834	ALIKAKOS G	AIL A	37	9	6	2	1	0	0	0	0	0	0	0	0	0	0	9	6	2	1
8586	1634	AMLING C	AIL A	41	11	6	2	3	0	0	0	0	0	3	1	1	1	14	7	3	4	
8586	1729 /5	ANTALEK T	GRU B	31	6	5	1	0	0	0	0	0	0	0	0	0	0	6	5	1	0	
8586	1394 /1	AURIN B	SPE A	11	1	0	1	0	0	0	0	0	0	0	0	0	0	1	0	1	0	
8586	1629	BAKER W	AIL A	41	11	6	2	3	0	0	0	0	0	1	1	0	0	12	7	2	3	
8586	1046 /5	BASSO K	FRC B	19	6	2	4	0	0	0	0	0	0	0	0	0	0	6	2	4	0	
8586	1849	BORTZNER C	AIL A	41	10	7	2	1	0	0	0	0	0	0	0	0	0	10	7	2	1	
8586	1772 /8	BROWN D	SPE A	15	1	1	0	0	0	0	0	0	0	0	0	0	0	1	1	0	0	
8586	485 /3	BRUNING R	FRC B	11	3	0	3	0	0	0	0	0	0	0	0	0	0	3	0	3	0	
8586	980 /4	CAMPANELLA J	FRC B	11	1	0	1	0	0	0	0	0	0	0	0	0	0	1	0	1	0	
8586	1485 /9	CEBOLLERO D	FRC B	19	6	2	4	0	0	0	0	0	0	4	1	0	3	10	3	4	3	
8586	2226 /3	CHAMPLIN W	IND	11	0	0	0	0	0	0	0	0	0	3	3	0	0	3	3	0	0	
8586	1425 /9	CHUNOFF P	AIL B	23	7	3	4	0	0	0	0	0	0	0	0	0	0	7	3	4	0	
8586	1805 /2	CLURICH A	SPE A	15	2	1	1	0	0	0	0	0	0	0	0	0	0	2	1	1	0	
8586	1132 /10	CRANSTON G	GLO A	19	9	2	7	0	0	0	0	0	0	0	0	0	0	9	2	7	0	
8586	928 /1	CRANSTON M	GLO	11	1	0	1	0	0	0	0	0	0	0	0	0	0	1	0	1	0	
8586	1975	CRANSTON T	GLO A	43	11	6	1	4	0	0	0	0	0	0	0	0	0	11	6	1	4	
8586	1801	CULLEN P	GRU B	31	8	3	1	4	0	0	0	0	0	0	0	0	0	8	3	1	4	
8586	1931	DECARLO J	GRU B	47	10	8	0	2	0	0	0	0	0	0	0	0	0	10	8	0	2	
8586	1812 /13	DIAZ R	SPE A	35	9	6	3	0	0	0	0	0	0	4	2	2	0	13	8	5	0	
8586	1369 /11	DULLAGHAN S	GLO A	25	8	3	4	1	0	0	0	0	0	0	0	0	0	8	3	4	1	
8586	1829	DWULIT J	SPE B	25	7	3	3	1	0	0	0	0	0	0	0	0	0	7	3	3	1	
8586	1434 /5	DWULIT K	SPE B	17	2	1	0	1	0	0	0	0	0	0	0	0	0	2	1	0	1	
8586	1837 /12	FAHEY W	FRC A	15	1	1	0	0	0	0	0	0	0	0	0	0	0	1	1	0	0	
8586	1166 /2	FARINA D	IND	11	0	0	0	0	0	0	0	0	0	2	0	2	0	2	0	2	0	
8586	938 /1	FARREL M	NOR	11	1	0	1	0	0	0	0	0	0	0	0	0	0	1	0	1	0	
8586	1608 /3	FEUSTEL R	FRC B	23	4	3	1	0	0	0	0	0	0	0	0	0	0	4	3	1	0	
8586	1861	FORD K	GRU A	37	10	5	2	3	0	0	0	0	0	0	0	0	0	10	5	2	3	
8586	1810 /6	GARCIA J	ADE	15	1	1	0	0	0	0	0	0	0	5	3	2	0	6	4	2	0	
8586	1839 /13	GINSBURG M	SPE A	15	4	1	3	0	0	0	0	0	0	0	0	0	0	4	1	3	0	
8586	1519 /10	GODETT N	GLO A	11	3	0	3	0	0	0	0	0	0	0	0	0	0	3	0	3	0	
8586	1510 /10	GOLDFARB S	AIL B	31	11	5	6	0	0	0	0	0	0	0	0	0	0	11	5	6	0	
8586	1635	GRIESE W	IND	11	0	0	0	0	0	0	0	0	0	1	1	0	0	1	1	0	0	
8586	1495 /11	HART R	ADE A	31	11	5	6	0	0	0	0	0	0	0	0	0	0	11	5	6	0	
8586	1873	HATCHER R	SPE B	37	11	6	4	1	0	0	0	0	0	5	3	2	0	16	9	6	1	
8586	1817 /6	HOLZER P	GRU B	19	3	2	1	0	0	0	0	0	0	0	0	0	0	3	2	1	0	
8586	1489 /6	HUTZMANN E	FRC B	21	6	2	3	1	0	0	0	0	0	0	0	0	0	6	2	3	1	
8586	1469 /6	IVERSON J	FRC A	27	6	4	2	0	0	0	0	0	0	0	0	0	0	6	4	2	0	
8586	2136 /6	KANTOR A	GRU A	37	7	6	0	1	0	0	0	0	0	0	0	0	0	7	6	0	1	
8586	1606 /14	KINGSLEY J	NOR A	31	9	5	4	0	0	0	0	0	0	5	2	2	1	14	7	6	1	
8586	1191 /4	KURTH M	SPE A	19	4	2	2	0	0	0	0	0	0	0	0	0	0	4	2	2	0	
8586	1635 /14	LAHM R	SPE B	27	9	2	3	4	0	0	0	0	0	0	0	0	0	9	2	3	4	
8586	1833 /10	LANNING R	GRU B	49	11	8	0	3	0	0	0	0	0	0	0	0	0	11	8	0	3	
8586	1420 /8	LAPLANT D	SPE B	15	2	1	1	0	0	0	0	0	0	0	0	0	0	2	1	1	0	
8586	885 /3	LAROCCA A	FRC A	15	3	1	2	0	0	0	0	0	0	0	0	0	0	3	1	2	0	
8586	1343 /10	LEVINE N	FRC A	23	8	3	5	0	0	0	0	0	0	1	0	1	0	9	3	6	0	
8586	1796 /10	LICHIOVERI D	AIL B	39	10	6	2	2	0	0	0	0	0	0	0	0	0	10	6	2	2	
8586	1321	LOSHIN A	AIL B	27	10	4	6	0	0	0	0	0	0	5	0	5	0	15	4	11	0	
8586	961 /1	MALHATRA	SPE B	11	1	0	1	0	0	0	0	0	0	0	0	0	0	1	0	1	0	
8586	1758 /10	MARCH A	ADE A	35	10	6	4	0	0	0	0	0	0	0	0	0	0	10	6	4	0	
8586	1908	MARLEY K	GRU A	21	4	2	1	1	0	0	0	0	0	0	0	0	0	4	2	1	1	
8586	1904 /11	MINASSIAN S	GRU A	33	6	5	0	1	0	0	0	0	0	0	0	0	0	6	5	0	1	
8586	1413 /13	MONTAGNA L	FRC B	11	1	0	1	0	0	0	0	0	0	0	0	0	0	1	0	1	0	
8586	1581 /12	MORALES A	NOR A	21	9	2	6	1	0	0	0	0	0	3	2	0	1	12	4	6	2	
8586	1325 /1	MUIR A	FRC B	11	1	0	1	0	0	0	0	0	0	0	0	0	0	1	0	1	0	
8586	1313 /3	MURDOCH W	SPE B	15	3	1	2	0	0	0	0	0	0	0	0	0	0	3	1	2	0	
8586	1752 /1	MURTHY V	FRC B	15	1	1	0	0	0	0	0	0	0	0	0	0	0	1	1	0	0	
8586	1212 /1	NGUYEN B	IND	11	0	0	0	0	0	0	0	0	0	1	0	1	0	1	0	1	0	
8586	723 /1	OLSEN D	SPE A	11	1	0	1	0	0	0	0	0	0	0	0	0	0	1	0	1	0	
8586	1571 /1	PANZELLA R	GRU B	15	1	1	0	0	0	0	0	0	0	0	0	0	0	1	1	0	0	
8586	1294 /9	PERRY F	GM	15	3	1	2	0	0	0	0	0	0	0	0	0	0	3	1	2	0	
8586	1402	PFEIFFER L	GM	15	5	0	3	2	0	0	0	0	0	0	0	0	0	5	0	3	2	
8586	998 /1	PRUDENCIO J	ADE	11	1	0	1	0	0	0	0	0	0	0	0	0	0	1	0	1	0	
8586	1615 /8	QUINN T	NOR	23	6	3	3	0	0	0	0	0	0	2	1	0	1	8	4	3	1	
8586	1351 /6	RATANA A	NOR A	23	6	3	3	0	0	0	0	0	0	0	0	0	0	6	3	3	0	
8586	1594 /10	REAPE M	ADE A	23	10	2	6	2	0	0	0	0	0	0	0	0	0	10	2	6	2	
8586	1770 /1	REISMAN G	SPE A	13	1	0	0	1	0	0	0	0	0	0	0	0	0	1	0	0	1	
8586	1696 /2	REVENZO J	SPE B	15	2	1	1	0	0	0	0	0	0	0	0	0	0	2	1	1	0	
8586	1676 /6	RICHARDS L	FRC B	27	7	3	2	2	0	0	0	0	0	0	0	0	0	7	3	2	2	
8586	1380	RIGNEY D	FRC A	21	7	2	4	1	0	0	0	0	0	4	1	2	1	11	3	6	2	
8586	1993	RIZZO R	FRC A	37	11	6	4	1	0	0	0	0	0	4	3	0	1	15	9	4	2	
8586	791 /1	ROBEY C	FRC B	11	1	0	1	0	0	0	0	0	0	0	0	0	0	1	0	1	0	
8586	1987	RODRIGUEZ K	GRU A	49	10	9	0	1	0	0	0	0	0	0	0	0	0	10	9	0	1	
8586	646 /6	SATCHELL S	GLO	19	7	2	5	0	0	0	0	0	0	0	0	0	0	7	2	5	0	
8586	1817	SCHNITTMAN D	GM	19	5	2	3	0	0	0	0	0	0	5	3	1	1	10	5	4	1	
8586	1744	SCHNITTMAN V	GM	43	11	8	3	0	0	0	0	0	0	3	2	1	0	14	10	4	0	
8586	1221 /9	SCHONROG W	SPE B	11	5	0	5	0	0	0	0	0	0	4	1	3	0	9	1	8	0	
8586	1991 /9	SEROPIAN A	GRU A	39	9	7	2	0	0	0	0	0	0	0	0	0	0	9	7	2	0	
8586	246 /7	SERRANO R	SPE B	11	7	0	7	0	0	0	0	0	0	0	0	0	0	7	0	7	0	
8586	1820	SINGER K	FRC A	31	8	5	3	0	0	0												

FINAL 1984-1985 INDIVIDUAL STANDINGS

RATING	NAME	TEAM	9 ROUNDS																
			REGULAR				PLAYOFF				OTHER				TOTAL				
PTS	G	W	L	D	G	W	L	D	G	W	L	D	G	W	L	D			
8485 1771 /11	ALIKAKOS G	AIL A	21	7	2	3	2	0	0	0	0	4	2	0	2	11	4	3	4
8485 1553	AMLING C	AIL A	23	6	3	2	1	0	0	0	0	5	3	2	0	11	6	4	1
8485 1612	BAKER W	AIL A	21	7	3	4	0	0	0	0	0	4	2	2	0	11	5	6	0
8485 1388 /7	BARDARSON R	GRU A	9	1	0	1	0	0	0	0	0	0	0	0	0	1	0	1	0
8485 1291 /4	BAUM A	HAZ B	15	3	1	1	1	0	0	0	0	0	0	0	0	3	1	1	1
8485 1794 /13	BORTZNER C	AIL A	27	8	4	3	1	0	0	0	0	0	0	0	0	8	4	3	1
8485 1702 /7	BROWN D	SPE A	25	7	4	3	0	0	0	0	0	0	0	0	0	7	4	3	0
8485 977 /3	CHUNOFF P	AIL A	21	4	3	1	0	0	0	0	0	2	0	2	0	6	3	3	0
8485 2349 /10	CIRINO M	HAZ A	21	3	3	0	0	0	0	0	0	0	0	0	0	3	3	0	0
8485 1699 /2	CLOHESSY M	PHO B	15	2	1	0	1	0	0	0	0	0	0	0	0	2	1	0	1
8485 915 /2	CRANSTON G	GLO A	13	2	1	1	0	0	0	0	0	1	0	1	0	3	1	2	0
8485 2014 /11	CRANSTON T	GLO A	29	8	4	2	2	0	0	0	0	4	4	0	0	12	8	2	2
8485 1859 /14	CULLEN P	GRU A	31	8	5	2	1	0	0	0	0	0	0	0	0	8	5	2	1
8485 1840 /7	DANIELS S	FRC A	13	2	1	1	0	0	0	0	0	0	0	0	0	2	1	1	0
8485 1846 /13	DECARLO J	GRU A	31	7	5	1	1	0	0	0	0	0	0	0	0	7	5	1	1
8485 899 /1	DELUCIA M	AIL B	13	2	1	1	0	0	0	0	0	0	0	0	0	2	1	1	0
8485 1239 /4	DULLAGHAN S	GLO A	21	6	3	3	0	0	0	0	0	0	0	0	0	6	3	3	0
8485 1856	DWULIT J	SPE A	29	5	5	0	0	0	0	0	0	4	2	2	0	9	7	2	0
8485 1132 /4	DWULIT K	SPE B	17	2	2	0	0	0	0	0	0	0	0	0	0	2	2	0	0
8485 1000 /7	EAVES D	PHO B	11	1	0	0	1	0	0	0	0	0	0	0	0	1	0	0	1
8485 1892 /11	FAHEY W	FRC B	17	3	2	1	0	0	0	0	0	5	2	1	2	8	4	2	2
8485 UNR /0	FEIGENBAUM	GM B	13	1	1	0	0	0	0	0	0	0	0	0	0	1	1	0	0
8485 1775 /7	FORD K	GRU A	19	3	2	0	1	0	0	0	0	4	2	1	1	7	4	1	2
8485 1687	GELISH J	HAZ A	21	6	3	3	0	0	0	0	0	4	2	2	0	10	5	5	0
8485 1593 /11	GEROLD L	HAZ A	15	3	1	1	1	0	0	0	0	0	0	0	0	3	1	1	1
8485 2238 /9	GINSBURG M	SPE A	13	1	1	0	0	0	0	0	0	0	0	0	0	1	1	0	0
8485 1629 /7	GODETT N	GLO A	25	8	4	4	0	0	0	0	0	0	0	0	0	8	4	4	0
8485 1159 /2	GREEN D	FRC A	9	2	0	2	0	0	0	0	0	0	0	0	0	2	0	2	0
8485 1595	GRIESE W	HAZ A	11	4	0	3	1	0	0	0	0	4	2	2	0	8	2	5	1
8485 856 /4	HALL J	FRC B	13	1	1	0	0	0	0	0	0	0	0	0	0	1	1	0	0
8485 2001 /13	HATCHER R	SPE B	33	6	6	0	0	0	0	0	0	4	2	2	0	10	8	2	0
8485 UNR /0	HERNANDEZ G	FRC B	13	1	1	0	0	0	0	0	0	0	0	0	0	1	1	0	0
8485 2100 /2	HIZ D	AIL A	13	1	1	0	0	0	0	0	0	0	0	0	0	1	1	0	0
8485 2100 /3	HOLZER P	GRU A	17	2	2	0	0	0	0	0	0	0	0	0	0	2	2	0	0
8485 1379 /6	JOHNSEN R	IND	9	0	0	0	0	0	0	0	0	5	2	2	1	5	2	2	1
8485 2016 /7	LAFLAIR R	AIL A	13	1	1	0	0	0	0	0	0	0	0	0	0	1	1	0	0
8485 2097 /6	LAHM R	SPE B	17	2	2	0	0	0	0	0	0	0	0	0	0	2	2	0	0
8485 1521 /6	LAKE R	HAZ B	13	2	1	1	0	0	0	0	0	5	2	3	0	7	3	4	0
8485 1209 /6	LAPLANT D	SPE B	23	4	3	0	1	0	0	0	0	3	0	3	0	7	3	3	1
8485 1686 /1	LEVINE N	FRC B	17	2	2	0	0	0	0	0	0	0	0	0	0	2	2	0	0
8485 1299 /4	LIVELY J	FRC B	13	4	1	3	0	0	0	0	0	0	0	0	0	4	1	3	0
8485 1332 /7	LOSHIN A	AIL B	21	4	3	1	0	0	0	0	0	5	2	3	0	9	5	4	0
8485 205 /9	MACARI D	PHO A	9	4	0	4	0	0	0	0	0	0	0	0	0	4	0	4	0
8485 1636 /7	MANEY J	SPE B	17	2	2	0	0	0	0	0	0	0	0	0	0	2	2	0	0
8485 1699 /8	MANION E	SPE B	27	5	4	0	1	0	0	0	0	0	0	0	0	5	4	0	1
8485 1005 /6	MARCELLA F	AIL B	13	2	1	1	0	0	0	0	0	0	0	0	0	2	1	1	0
8485 1961 /13	MARLEY K	GRU A	19	4	2	1	1	0	0	0	0	3	2	1	0	7	4	2	1
8485 1397 /2	MARZALI T	HAZ B	13	3	1	2	0	0	0	0	0	0	0	0	0	3	1	2	0
8485 2252 /1	MCDONALD	HAZ B	17	2	2	0	0	0	0	0	0	0	0	0	0	2	2	0	0
8485 UNR /0	MESSINA	IND	13	1	1	0	0	0	0	0	0	0	0	0	0	1	1	0	0
8485 702 /1	MITCHELL K	PHO B	9	1	0	1	0	0	0	0	0	0	0	0	0	1	0	1	0
8485 1360 /12	MONTAGNA L	FRC B	11	4	0	3	1	0	0	0	0	3	1	2	0	7	1	5	1
8485 792 /1	MORELL A	IND	9	1	0	1	0	0	0	0	0	0	0	0	0	1	0	1	0
8485 1734 /8	MOSKAL T	PHO B	17	3	2	1	0	0	0	0	0	0	0	0	0	3	2	1	0
8485 1728 /7	OHARE S	PER A	25	7	3	2	2	0	0	0	0	0	0	0	0	7	3	2	2
8485 1811 /1	OSBORNE P	PER A	13	1	1	0	0	0	0	0	0	0	0	0	0	1	1	0	0
8485 1995 /5	PARTRICK D	IND	9	0	0	0	0	0	0	0	0	5	3	1	1	5	3	1	1
8485 1208 /7	PERRY F	GM B	13	2	1	1	0	0	0	0	0	3	1	2	0	5	2	3	0
8485 1725 /12	PETERSON D	PHO A	17	5	2	3	0	0	0	0	0	0	0	0	0	5	2	3	0
8485 1393 /11	PFEIFFER L	GM A	11	7	0	6	1	0	0	0	0	4	1	3	0	11	1	9	1
8485 1295 /4	RAIA P	GLO A	13	5	1	4	0	0	0	0	0	0	0	0	0	5	1	4	0
8485 1740 /9	RAVENAUGH J	SPE A	25	4	4	0	0	0	0	0	0	0	0	0	0	4	4	0	0
8485 1109 /5	RIGNEY D	FRC B	17	2	2	0	0	0	0	0	0	4	0	4	0	6	2	4	0
8485 2068	RIZZO R	FRC A	33	8	5	1	2	0	0	0	0	5	2	0	3	13	7	1	5
8485 1732	ROBLES S	FRC A	25	6	4	2	0	0	0	0	0	4	2	2	0	10	6	4	0
8485 1996	RODRIGUEZ K	GRU A	29	7	4	1	2	0	0	0	0	5	3	1	1	12	7	2	3
8485 1133 /3	SCHMIDT S	GM A	9	1	0	1	0	0	0	0	0	0	0	0	0	1	0	1	0
8485 1766 /10	SCHNITTMAN D	GM A	13	3	1	2	0	0	0	0	0	0	0	0	0	3	1	2	0
8485 1669	SCHNITTMAN V	GM A	27	8	3	2	3	0	0	0	0	5	2	2	1	13	5	4	4
8485 1490 /3	SCHUSTERMAN	PER A	13	3	1	2	0	0	0	0	0	0	0	0	0	3	1	2	0
8485 1928 /5	SCOTT J	SPE A	29	6	4	0	2	0	0	0	0	0	0	0	0	6	4	0	2
8485 2266 /2	SHEA M	GLO A	17	2	2	0	0	0	0	0	0	0	0	0	0	2	2	0	0
8485 2134 /5	SIMON T	PER A	25	5	4	1	0	0	0	0	0	0	0	0	0	5	4	1	0
8485 1792	SINGER K	FRC A	25	6	4	2	0	0	0	0	0	4	3	1	0	10	7	3	0
8485 605 /12	SMILOWITZ B	GM A	13	6	1	5	0	0	0	0	0	3	0	3	0	9	1	8	0
8485 1286 /3	SMILOWITZ J	GM A	9	3	0	3	0	0	0	0	0	0	0	0	0	3	0	3	0
8485 1400 /12	SMITH K	HAZ B	15	5	1	3	1	0	0	0	0	0	0	0	0	5	1	3	1
8485 1683 /7	STEWART J	AIL B	25	6	4	2	0	0	0	0	0	0	0	0	0	6	4	2	0
8485 1476 /3	SWINFORD D	PER A	13	3	1	2	0	0	0	0	0	0	0	0	0	3	1	2	0
8485 1604 /3	TOBIA W	HAZ B	21	4	3	1	0	0	0	0	0	0	0	0	0	4	3	1	0
8485 1321 /13	VEGA K	PHO A	17	6	2	4	0	0	0	0	0	0	0	0	0	6	2	4	0
8485 1400 /12	VERGARA A	PHO A	11	6	0	5	1	0	0	0	0	1	0	0	1	7	0	5	2
8485 1959	VEVE M	SPE A	29	8	4	2	2	0	0	0	0	3	2	0	1	11	6	2	3
8485 1865	WERNER J	HAZ A	23	6	3	2	1	0	0	0	0	1	0	1	0	7	3	3	1
8485 1196 /1	WOLF K	AIL B	9	1	0	1	0	0	0	0	0	0	0	0	0	1	0	1	0
8485 1929 /6	WOLF R	PER A	23	6	3	2	1	0	0	0	0	0	0	0	0	6	3	2	1
8485 633 /2	ZEMBER D	FRC B	9	1	0	1	0												

FINAL 1983-1984 INDIVIDUAL STANDINGS

FINAL RATING	NAME	TEAM	7 ROUNDS															TOTAL		
			REGULAR				PLAYOFF				OTHER									
			PTS	G	W	L	D	G	W	L	D	G	W	L	D	G	W	L	D	
8384	1545 /8	AMLING C	AILA	19	6	2	2	2	0	0	0	0	2	0	1	1	8	2	3	3
8384	1704 /5	BAKER W	AILA	17	5	2	2	1	0	0	0	0	0	0	0	0	5	2	2	1
8384	1250 /6	BARDARSON R	GRU A	17	6	2	3	1	0	0	0	0	0	0	0	0	6	2	3	1
8384	1378 /1	BAUM A	HAZ	7	1	0	1	0	0	0	0	0	0	0	0	1	0	1	0	
8384	1654 /7	BORTZNER C	AILA	17	6	2	3	1	0	0	0	0	1	0	1	0	7	2	4	1
8384	1378 /2	BUSCETTA J	NYT	7	0	0	0	0	0	0	0	0	2	0	1	1	2	0	1	1
8384	734 /4	CAMPANELLA J	FRC B	11	4	1	3	0	0	0	0	0	0	0	0	4	1	3	0	
8384	1553 /7	CHAMBERS J	GM B	17	5	2	2	1	0	0	0	0	2	0	2	0	7	2	4	1
8384	2262 /8	CIRINO M	HAZ A	29	6	5	0	1	0	0	0	0	2	2	0	0	8	7	0	1
8384	1706 /3	CLEMENTS J	NYT	7	0	0	0	0	0	0	0	0	3	1	2	0	3	1	2	0
8384	1432 /1	COHEN P	GM B	7	1	0	1	0	0	0	0	0	0	0	0	1	0	1	0	
8384	1857 /3	CORSO N	GRU B	19	3	3	0	0	0	0	0	0	0	0	0	3	3	0	0	
8384	1992 /1	COSTA F	FRC	11	1	1	0	0	0	0	0	0	0	0	0	1	1	0	0	
8384	2207 /1	CRANSTON T	CON	7	0	0	0	0	0	0	0	0	1	0	1	0	1	0	1	0
8384	1837 /6	CULLEN P	GRU A	27	6	4	0	2	0	0	0	0	0	0	0	6	4	0	2	
8384	847 /2	CZAPLYSKI L	MIL A	7	2	0	2	0	0	0	0	0	0	0	0	2	0	2	0	
8384	1737 /5	DANIELS S	FRC	11	3	1	2	0	0	0	0	0	2	1	1	0	5	2	3	0
8384	2000 /7	DECARLO J	GRU B	31	7	5	0	2	0	0	0	0	0	0	0	7	5	0	2	
8384	1202 /1	DELMONTE J	NYT	7	0	0	0	0	0	0	0	0	1	0	1	0	1	0	1	0
8384	2056 /7	DWULIT J	SPE B	19	4	2	0	2	0	0	0	0	3	2	1	0	7	4	1	2
8384	868 /3	DWULIT K	SPE	11	1	1	0	0	0	0	0	0	2	0	2	0	3	1	2	0
8384	518 /6	EAVES D	PHO B	13	6	1	4	1	0	0	0	0	0	0	0	6	1	4	1	0
8384	1908 /5	FAHEY W	FRC B	15	4	2	2	0	0	0	0	0	1	1	0	0	5	3	2	0
8384	1599 /2	FUGHS E	PHO	11	1	1	0	0	0	0	0	1	0	1	0	2	1	1	0	0
8384	1701 /5	GELISH J	HAZ	11	2	1	1	0	0	0	0	0	3	2	1	0	5	3	2	0
8384	1829 /8	GEROLD L	HAZ A	23	6	4	2	0	0	0	0	0	2	0	2	0	8	4	4	0
8384	1421 /2	GILLETTE R	MIL A	11	2	1	1	0	0	0	0	0	0	0	0	2	1	1	0	0
8384	2132 /8	GINSBURG M	SPE B	29	6	5	0	1	0	0	0	0	2	2	0	0	8	7	0	1
8384	1389 /3	GOLDSTEIN C	CON	7	0	0	0	0	0	0	0	0	3	0	3	0	3	0	3	0
8384	1446 /7	GRIESE W	HAZ A	15	5	2	3	0	0	0	0	0	2	1	0	1	7	3	3	1
8384	2293 /1	GROSSER W	FRC A	11	1	1	0	0	0	0	0	0	0	0	0	1	1	0	0	0
8384	403 /4	HALL J	FRC B	23	6	4	2	0	0	0	0	0	0	0	0	6	4	2	0	0
8384	2145 /3	HATCHER R	SPE	7	0	0	0	0	0	0	0	0	3	0	0	3	0	0	0	0
8384	1941 /8	HAZELWOOD R	PHO A	27	7	5	2	0	0	0	0	0	1	0	1	0	8	5	3	0
8384	2012 /1	HIZ D	AIL B	11	1	1	0	0	0	0	0	0	0	0	0	1	1	0	0	0
8384	2012 /1	HOLZER P	GRU	11	1	1	0	0	0	0	0	0	0	0	0	1	1	0	0	0
8384	1119 /1	JOHNSEN R	AIL B	7	1	0	1	0	0	0	0	0	0	0	0	1	0	1	0	0
8384	2207 /3	JOHNSON T	CON	7	0	0	0	0	0	0	0	0	3	2	1	0	3	2	1	0
8384	1199 /1	KASS S	FRC	7	1	0	1	0	0	0	0	0	0	0	0	1	0	1	0	0
8384	1133 /3	KOFINAS G	MIL A	7	3	0	3	0	0	0	0	0	0	0	0	3	0	3	0	0
8384	1402 /2	KRUGER S	HAZ B	7	2	0	2	0	0	0	0	0	0	0	0	2	0	2	0	0
8384	1378 /7	LADERMAN R	GM B	15	5	2	3	0	0	0	0	0	2	0	1	1	7	2	4	1
8384	1818 /6	LAFLAIR R	AIL B	21	6	3	2	1	0	0	0	0	0	0	0	6	3	2	1	0
8384	2097 /5	LAHM R	SPE B	19	3	3	0	0	0	0	0	0	2	2	0	0	5	5	0	0
8384	1437 /1	LEHMAN J	CON	7	0	0	0	0	0	0	0	0	1	0	1	0	1	0	1	0
8384	1625 /7	LENOBLE P	GM B	19	5	3	2	0	0	0	0	0	2	0	2	0	7	3	4	0
8384	997 /1	LYONS M	NYT	7	0	0	0	0	0	0	0	0	1	0	1	0	1	0	1	0
8384	897 /5	MACARI D	PHO B	7	4	0	4	0	0	0	0	0	1	0	1	0	5	0	5	0
8384	1531 /5	MANEY J	SPE B	13	5	1	3	1	0	0	0	0	0	0	0	5	1	3	1	0
8384	1643 /5	MANION E	SPE B	19	4	3	1	0	0	0	0	0	1	0	1	0	5	3	2	0
8384	1040 /5	MARCELLA F	AIL B	11	5	1	4	0	0	0	0	0	0	0	0	5	1	4	0	0
8384	2097 /7	MARLEY K	GRU B	35	7	7	0	0	0	0	0	0	0	0	0	7	7	0	0	0
8384	1292 /1	MCLINTOCK T	GM A	7	1	0	1	0	0	0	0	0	0	0	0	1	0	1	0	0
8384	4 /2	MEHDIZADEH M	GM B	7	1	0	1	0	0	0	0	0	1	0	1	0	2	0	2	0
8384	1613 /5	MINASSIAN S	GRU A	15	5	2	3	0	0	0	0	0	0	0	0	5	2	3	0	0
8384	1697 /5	MONTAGNA L	FRC B	15	5	2	3	0	0	0	0	0	0	0	0	5	2	3	0	0
8384	1592 /5	MOSKALT	PHO B	19	5	3	2	0	0	0	0	0	0	0	0	5	3	2	0	0
8384	674 /4	NINK R	AIL B	17	4	2	1	1	0	0	0	0	0	0	0	4	2	1	1	0
8384	1175 /5	OLVIERA V	PHO A	11	5	1	4	0	0	0	0	0	0	0	0	5	1	4	0	0
8384	1586 /2	OWSHANIK J	MIL A	9	2	0	1	1	0	0	0	0	0	0	0	2	0	1	1	0
8384	468 /5	PECK A	GRU B	15	5	2	3	0	0	0	0	0	0	0	0	5	2	3	0	0
8384	1668 /7	PEPAJ D	FRC B	23	5	4	1	0	0	0	0	0	2	0	2	0	7	4	3	0
8384	868 /3	PERRY F	GM	7	0	0	0	0	0	0	0	0	3	0	3	0	3	0	3	0
8384	1664 /8	PETERSON D	PHO A	17	7	2	4	1	0	0	0	0	1	0	1	0	8	2	5	1
8384	2012 /1	PETROSIAN M	CON	7	0	0	0	0	0	0	0	0	1	0	0	1	1	0	0	0
8384	1942 /7	PETRULLI M	SPE A	27	7	4	1	2	0	0	0	0	0	0	0	7	4	1	2	0
8384	1298 /4	PISHNOV Z	GM A	19	4	3	1	0	0	0	0	0	0	0	0	4	3	1	0	0
8384	1573 /7	RAVENAUGH J	SPE A	27	7	5	2	0	0	0	0	0	0	0	0	7	5	2	0	0
8384	1990 /8	RIZZO R	FRC A	23	5	4	1	0	0	0	0	0	3	3	0	0	8	7	1	0
8384	2607 /7	ROBLES S	FRC B	23	4	4	0	0	0	0	0	0	3	3	0	0	7	7	0	0
8384	1887 /5	RODRIGUEZ K	GRU A	17	5	2	2	1	0	0	0	0	0	0	0	5	2	2	1	0
8384	1133 /2	SCHMIDT S	GM A	7	2	0	2	0	0	0	0	0	0	0	0	2	0	2	0	0
8384	1686 /7	SCHNITTMAN D	GM A	23	6	3	1	2	0	0	0	0	1	0	1	0	7	3	2	2
8384	1891 /8	SCHNITTMAN V	GM A	17	6	2	3	1	0	0	0	0	2	1	1	0	8	3	4	1
8384	274 /3	SCHUMAKER P	GM B	7	3	0	3	0	0	0	0	0	0	0	0	3	0	3	0	0
8384	1492 /8	SEEGER R	SPE B	19	5	3	2	0	0	0	0	0	3	2	1	0	8	5	3	0
8384	1565 /1	SHARAT T	HAZ	7	0	0	0	0	0	0	0	0	1	1	0	1	1	0	0	0
8384	1144 /2	SIEHAN J	MIL A	9	2	0	1	1	0	0	0	0	0	0	0	2	0	1	1	0
8384	1840 /10	SINGER K	FRC A	29	7	5	1	1	0	0	0	0	3	3	0	0	10	8	1	1
8384	1297 /4	SMILOWITZ B	GM A	11	4	1	3	0	0	0	0	0	0	0	0	4	1	3	0	0
8384	1286 /8	SMITH K	HAZ A	15	6	2	4	0	0	0	0	0	2	2	0	0	8	4	4	0
8384	1700 /4	SPRECKLES C	AIL A	19	4	3	1	0	0	0	0	0	0	0	0	4	3	1	0	0
8384	2097 /4	STEWART J	AIL B	23	4	4	0	0	0	0	0	0	0	0	0	4	4	0	0	0
8384	873 /3	SUAREZ J	FRC A	7	3	0	3	0	0	0	0	0	0	0	0	3	0	3	0	0
8384	1304 /3	TARANOVICH S	GM B	11	3															

LIFETIME INDIVIDUAL LIICL RECORDS, 1984-1993
(INCLUDES ALL PLAYERS FROM PAST 4 SEASONS)

This is from the 1992-1993 Annual

92-93		Team															
NAME		REGULAR				PLAYOFFS				OTHER				ALL GAMES			
		G	W	L	D	G	W	L	D	G	W	L	D	G	W	L	D
ACEA J		7	2	4	1	0	0	0	0	0	0	0	0	7	2	4	1
ALIKAKOS G	AIL	81	37	31	13	7	3	3	1	4	2	0	2	92	42	34	16
AMLING C	AIL	91	39	38	14	4	3	1	0	10	4	4	2	105	46	43	16
ANDJEVSKY A	Par M	4	2	2	0	0	0	0	0	0	0	0	0	4	2	2	0
ANTHONY M	LSF	27	11	14	2	4	1	3	0	0	0	0	0	31	12	17	2
ASCOLESE M	USP	10	0	10	0	1	0	1	0	0	0	0	0	11	0	11	0
ASCOLESE P Ji	USP	1	0	1	0	0	0	0	0	0	0	0	0	1	0	1	0
ASCOLESE P S	USP	10	7	1	2	2	2	0	0	0	0	0	0	12	9	1	2
BACH L		1	1	0	0	1	0	1	0	0	0	0	0	2	1	1	0
BAKER W		41	21	15	5	0	0	0	0	5	3	2	0	46	24	17	5
BARILLA J		32	14	12	6	3	1	1	1	0	0	0	0	35	15	13	7
BATTALLAS R		1	0	1	0	0	0	0	0	0	0	0	0	1	0	1	0
BERG G	Gru A	46	35	6	5	8	5	2	1	0	0	0	0	54	40	8	6
BONFANTE C	LSF	25	12	10	3	3	0	2	1	0	0	0	0	28	12	12	4
BORIOTTI J	Alu C	37	10	23	4	1	1	0	0	0	0	0	0	38	11	23	4
BORTZNER C		80	42	23	15	6	2	4	0	1	0	1	0	87	44	28	15
BROGHELLI K		1	0	1	0	0	0	0	0	0	0	0	0	1	0	1	0
BROWN A		3	0	3	0	0	0	0	0	0	0	0	0	3	0	3	0
BURNS P		29	4	19	6	2	0	1	1	0	0	0	0	31	4	20	7
CAGNA V		3	1	1	1	2	0	2	0	0	0	0	0	5	1	3	1
CAIRONE R	Gru B	41	28	8	5	6	2	4	0	0	0	0	0	47	30	12	5
CARPENTER R	Sar	1	0	1	0	0	0	0	0	0	0	0	0	1	0	1	0
CECCHINI R	AIL	19	3	13	3	1	0	1	0	0	0	0	0	20	3	14	3
CHIPKIN L	Pac	48	30	8	10	8	4	3	1	0	0	0	0	56	34	11	11
CLARK T		2	0	2	0	0	0	0	0	0	0	0	0	2	0	2	0
COHN G	Ade	36	19	16	1	2	0	2	0	0	0	0	0	38	19	18	1
COMMONS R	Ade	1	0	1	0	0	0	0	0	0	0	0	0	1	0	1	0
COSENZA J		1	0	1	0	0	0	0	0	0	0	0	0	1	0	1	0
CRANSTON T	Alu A	32	16	5	11	4	0	0	4	5	4	1	0	41	20	6	15
CULLEN P	Gru B	78	52	6	20	6	4	1	1	0	0	0	0	84	56	7	21
DECARLO J	Gru B	59	41	5	13	4	2	1	1	0	0	0	0	63	43	6	14
DEMARCO J		7	2	5	0	1	0	1	0	0	0	0	0	8	2	6	0
DOBBS W		4	0	4	0	0	0	0	0	0	0	0	0	4	0	4	0
DWULIT J	Par M	70	35	18	17	7	4	1	2	7	5	2	0	84	44	21	19
FAZZOLARE D		21	13	7	1	2	0	1	1	0	0	0	0	23	13	8	2
GARCIA J		8	3	4	1	0	0	0	0	5	3	2	0	13	6	6	1
GILLESPIE C		8	5	2	1	2	0	1	1	0	0	0	0	10	5	3	2
GLEICH H		1	0	1	0	0	0	0	0	0	0	0	0	1	0	1	0
GODUTO R		2	0	2	0	0	0	0	0	0	0	0	0	2	0	2	0
GOLDFARB S	Alu C	40	10	30	0	3	1	1	1	0	0	0	0	43	11	31	1
GOLDSTEIN C	Pac	53	34	12	7	8	1	7	0	3	0	3	0	64	35	22	7
GOLDSTEIN J		1	1	0	0	0	0	0	0	0	0	0	0	1	1	0	0
GRAHAM M		1	0	1	0	0	0	0	0	0	0	0	0	1	0	1	0
GREEK J	Sar	11	2	8	1	0	0	0	0	0	0	0	0	11	2	8	1
GREEN R	Gru A	1	0	1	0	0	0	0	0	0	0	0	0	1	0	1	0
GRIESE W	Alu C	35	9	24	2	0	0	0	0	7	4	2	1	42	13	26	3
HALLIDAY H		1	0	1	0	0	0	0	0	0	0	0	0	1	0	1	0
HART R	Ade	70	20	40	10	4	3	0	1	0	0	0	0	74	23	40	11
HARWOOD R	LSF	1	1	0	0	0	0	0	0	0	0	0	0	1	1	0	0
HATCHER R	Par W	85	39	37	9	8	0	6	2	12	8	4	0	105	47	47	11
HEINTZ J		10	3	7	0	0	0	0	0	0	0	0	0	10	3	7	0
HELF R	AIL	6	4	2	0	2	1	0	1	0	0	0	0	8	5	2	1
HEPURKER L		2	1	1	0	0	0	0	0	0	0	0	0	2	1	1	0
HOLZER P	Gru A	17	15	2	0	1	0	1	0	0	0	0	0	18	15	3	0
HOM D	Par M	35	22	9	4	5	4	1	0	0	0	0	0	40	26	10	4
HSU		1	0	1	0	0	0	0	0	0	0	0	0	1	0	1	0
HUELSTRUNK J		24	7	14	3	2	1	1	0	0	0	0	0	26	8	15	3
INFRANCO J	Sar	11	3	6	2	0	0	0	0	0	0	0	0	11	3	6	2
JAROSINSKI M	LSF	29	14	12	3	4	3	0	1	0	0	0	0	33	17	12	4

JOHNSEN R		10	7	2	1	0	0	0	0	5	2	2	1	15	9	4	2
JOHNSON W	Pac	23	12	7	4	3	0	0	3	0	0	0	0	26	12	7	7
KAFALAS M		5	1	4	0	2	2	0	0	0	0	0	0	7	3	4	0
KANISCHAK B		18	4	14	0	1	1	0	0	0	0	0	0	19	5	14	0
KANISCHAK G		9	5	4	0	2	2	0	0	0	0	0	0	11	7	4	0
KANTOR A	Alu A	45	33	7	5	6	3	3	0	0	0	0	0	51	36	10	5
KINGSLEY J	Alu C	73	23	46	4	2	2	0	0	5	2	2	1	80	27	48	5
LAFLAIR R	Alu A	21	17	2	2	4	3	0	1	0	0	0	0	25	20	2	3
LANNING R		31	22	5	4	1	0	1	0	0	0	0	0	32	22	6	4
LEE A	Par W	3	1	2	0	0	0	0	0	0	0	0	0	3	1	2	0
LEE S	Par W	1	0	1	0	0	0	0	0	0	0	0	0	1	0	1	0
LEONE D	LSF	5	4	0	1	2	1	1	0	0	0	0	0	7	5	1	1
LEW T		1	0	1	0	0	0	0	0	0	0	0	0	1	0	1	0
LIPPACHER E	USP	10	7	3	0	3	2	1	0	0	0	0	0	13	9	4	0
LIVELY J	Gru A	6	2	4	0	0	0	0	0	0	0	0	0	6	2	4	0
LOSHIN A	Alu C	63	21	39	3	2	1	1	0	10	2	8	0	75	24	48	3
MAHONEY K	Gru B	15	9	3	3	4	4	0	0	0	0	0	0	19	13	3	3
MARLEY K	Gru A	41	25	8	8	6	2	3	1	2	2	0	0	49	29	11	9
MEDRANO E		5	2	3	0	0	0	0	0	0	0	0	0	5	2	3	0
MELENDEZ L		2	1	1	0	0	0	0	0	0	0	0	0	2	1	1	0
MINASSIAN S	Gru A	42	23	10	9	5	2	2	1	0	0	0	0	47	25	12	10
MINUTOL1 G		2	1	1	0	0	0	0	0	0	0	0	0	2	1	1	0
MUTTO R		1	0	1	0	0	0	0	0	0	0	0	0	1	0	1	0
MUTTREJA S	Ade	18	7	11	0	4	2	2	0	0	0	0	0	22	9	13	0
NEDJAD D	Alu A	31	10	19	2	0	0	0	0	0	0	0	0	31	10	19	2
NGUYEN B		1	1	0	0	0	0	0	0	1	0	1	0	2	1	1	0
NOLEN M		1	0	1	0	0	0	0	0	0	0	0	0	1	0	1	0
NOVIK S	Gru A	28	23	2	3	3	1	1	1	0	0	0	0	31	24	3	4
OGEN T	Ade	62	26	28	8	8	3	4	1	0	0	0	0	70	29	32	9
OPITZ P	Gru A	1	1	0	0	0	0	0	0	0	0	0	0	1	1	0	0
PANICO D		12	4	7	1	1	0	0	1	0	0	0	0	13	4	7	2
PANICO N Jr		11	1	9	1	1	0	1	0	0	0	0	0	12	1	10	1
PANICO N Sr		12	4	8	0	1	1	0	0	0	0	0	0	13	5	8	0
PARNELL R	Alu A	15	5	8	2	4	0	3	1	0	0	0	0	19	5	11	3
PAWSON T	Sar	9	3	6	0	0	0	0	0	0	0	0	0	9	3	6	0
PETRULLI M	Alu A	23	14	5	4	3	1	2	0	0	0	0	0	26	15	7	4
PISCOP F		16	4	8	4	1	0	1	0	0	0	0	0	17	4	9	4
POWELL		1	0	1	0	0	0	0	0	0	0	0	0	1	0	1	0
QUARTERMAN T		4	0	4	0	0	0	0	0	0	0	0	0	4	0	4	0
RAPPAPORT V	Par M	1	1	0	0	0	0	0	0	0	0	0	0	1	1	0	0
REILLY T		4	0	3	1	0	0	0	0	0	0	0	0	4	0	3	1
RICHARDS L		61	32	23	6	4	3	1	0	7	0	4	3	72	35	28	9
RIGNEY D	Alu C	30	6	20	4	3	0	3	0	8	1	6	1	41	7	29	5
RIZZO R	Gru B	75	46	16	13	5	2	0	3	12	8	0	4	92	56	16	20
RODRIGUEZ K		50	33	7	10	3	1	1	1	5	3	1	1	58	37	9	12
ROMAN R	Ade	29	14	14	1	6	2	4	0	0	0	0	0	35	16	18	1
ROSALES J		2	1	1	0	0	0	0	0	0	0	0	0	2	1	1	0
ROSE R	Gru B	29	21	7	1	0	0	0	0	0	0	0	0	29	21	7	1
RUBIN K	AIL	5	1	4	0	0	0	0	0	0	0	0	0	5	1	4	0
RUSCH E	Par W	19	8	10	1	4	1	3	0	0	0	0	0	23	9	13	1
SALZONE J		6	1	5	0	0	0	0	0	0	0	0	0	6	1	5	0
SCHONROG W	Alu C	56	26	29	1	4	3	1	0	4	0	4	0	64	29	34	1
SEROPIAN A		37	31	4	2	4	1	1	2	0	0	0	0	41	32	5	4
SHAPIRO C	Gru B	1	0	1	0	0	0	0	0	0	0	0	0	1	0	1	0
SHERMAN S		1	1	0	0	0	0	0	0	0	0	0	0	1	1	0	0
SIMEONE R	Alu A	43	22	12	9	7	3	2	2	0	0	0	0	50	25	14	11
SINGH D		14	4	9	1	0	0	0	0	0	0	0	0	14	4	9	1
SOSTACK R	Pac	32	27	4	1	6	2	2	2	0	0	0	0	38	29	6	3
SPINNATO C	Par W	22	11	9	2	4	1	1	2	0	0	0	0	26	12	10	4
STANDING R	LSF	25	13	7	5	3	3	0	0	0	0	0	0	28	16	7	5
STEIN B		18	6	11	1	0	0	0	0	0	0	0	0	18	6	11	1
STRONG B		10	3	7	0	0	0	0	0	0	0	0	0	10	3	7	0
SULZBACH B	USP	11	6	3	2	2	2	0	0	0	0	0	0	13	8	3	2
SULZBACH F	USP	8	0	8	0	2	0	2	0	0	0	0	0	10	0	10	0
SUNSHINE B	Pac	49	34	9	6	6	2	1	3	0	0	0	0	55	36	10	9
TATE S	Sar	10	3	7	0	0	0	0	0	0	0	0	0	10	3	7	0

TIMMINS J	Par M	32	17	11	4	6	0	4	2	0	0	0	0	38	17	15	6
TREMMELE K Sr	Ade	41	14	18	9	4	1	2	1	0	0	0	0	45	15	20	10
ULFERS E	Par W	13	7	2	4	2	1	1	0	0	0	0	0	15	8	3	4
VENCO M		3	0	3	0	0	0	0	0	0	0	0	0	3	0	3	0
VICTORY T	Gru B	33	26	4	3	2	1	0	1	0	0	0	0	35	27	4	4
WEST P		32	14	16	2	0	0	0	0	0	0	0	0	32	14	16	2
WILKIE C	Gru A	10	5	3	2	2	1	1	0	0	0	0	0	12	6	4	2
WISBAUER R	Alu A	46	29	7	10	6	6	0	0	0	0	0	0	52	35	7	10
WOLF K		10	3	7	0	1	0	1	0	0	0	0	0	11	3	8	0
WYHOWANEC S		4	0	4	0	0	0	0	0	0	0	0	0	4	0	4	0
YORK A		1	0	1	0	0	0	0	0	0	0	0	0	1	0	1	0
YU M		28	10	13	5	0	0	0	0	0	0	0	0	28	10	13	5
YUK H	Ade	3	2	0	1	1	1	0	0	0	0	0	0	4	3	0	1
ZABB K	Par M	22	10	9	3	3	2	0	1	0	0	0	0	25	12	9	4

380 283 120 111 52 118 53 49 16 3407 #### #### 448

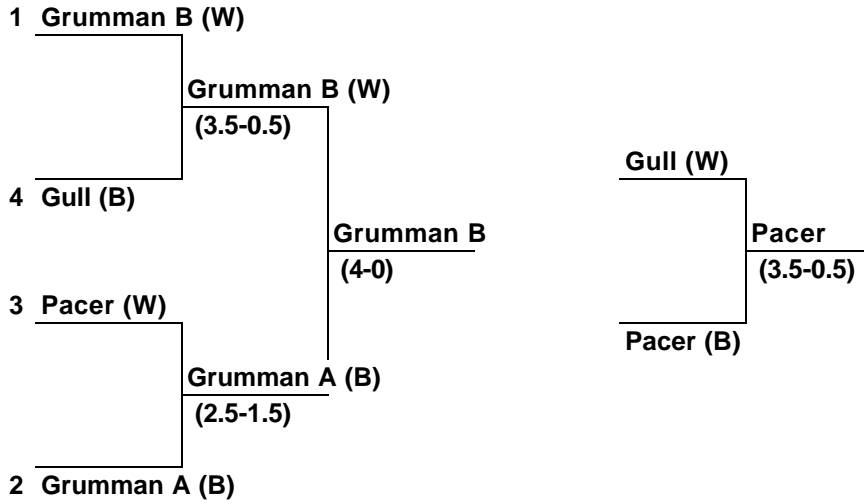
1989-90 LIICL Playoff Brackets

Semifinals
24-Mar

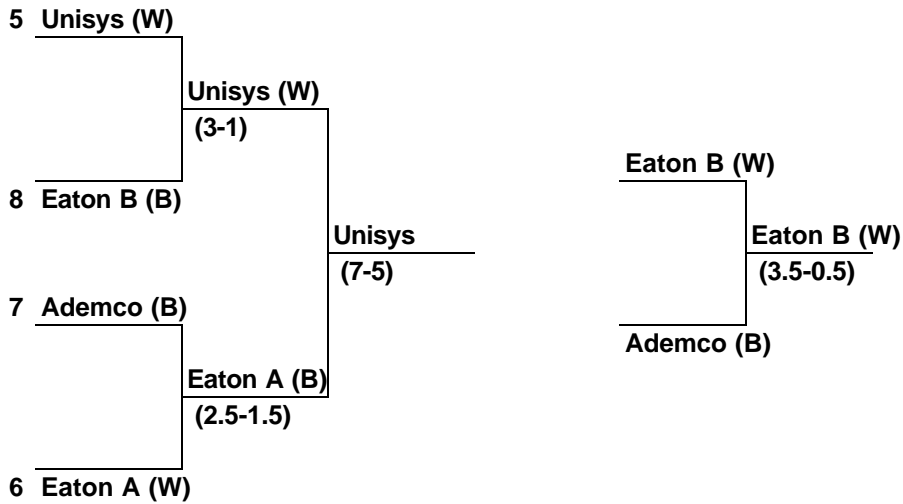
Finals
1-May

Consolation
1-May

First Tier Playoffs



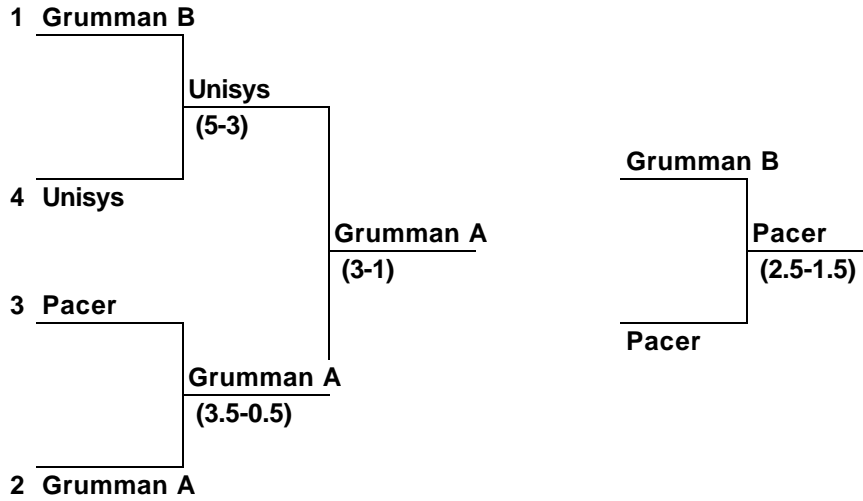
Second Tier Playoffs



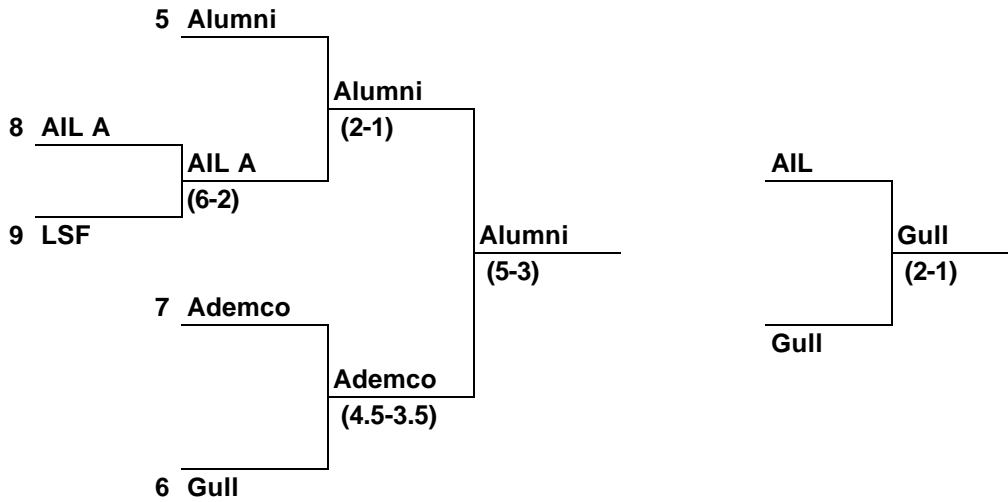
1990-91 LIICL Playoff Brackets

Quarters 23-Mar Semifinals 5-Apr Finals 19-Apr Consolation 19-Apr

Tier 1 Playoffs



Tier 2 Playoffs



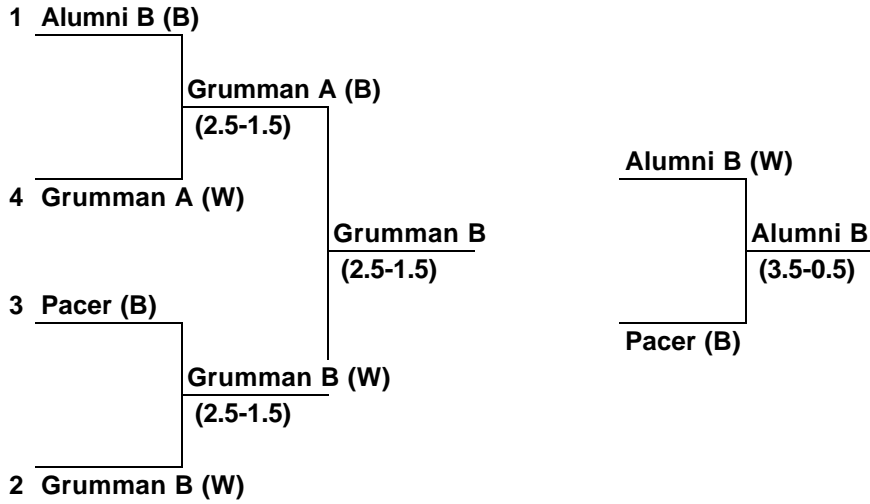
1991-92 LIICL Playoff Brackets

Semifinals
24-Mar

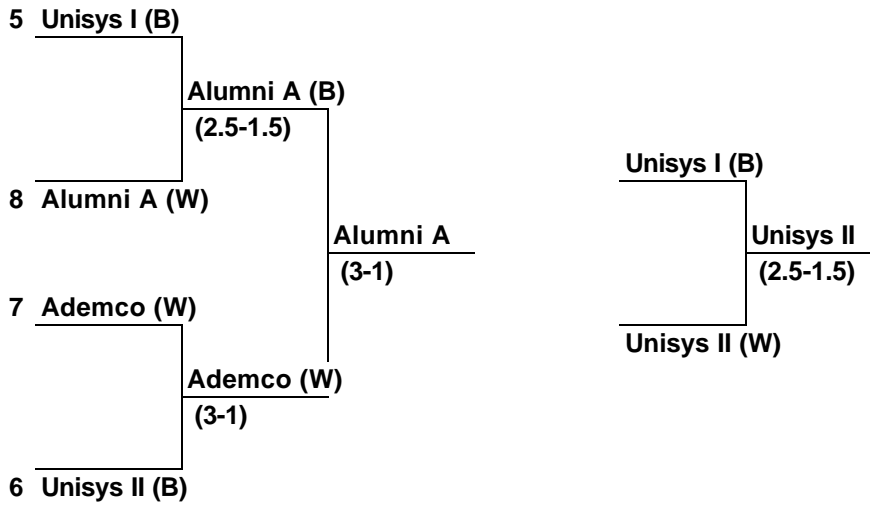
Finals
1-May

Consolation
19-Mar

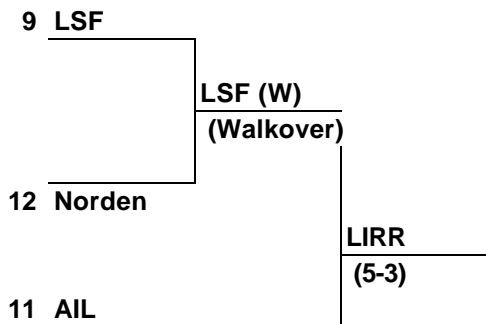
First Tier Playoffs

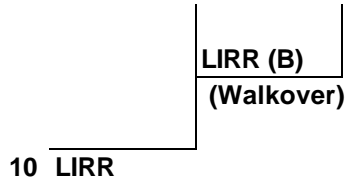


Second Tier Playoffs



Third Tier Playoffs





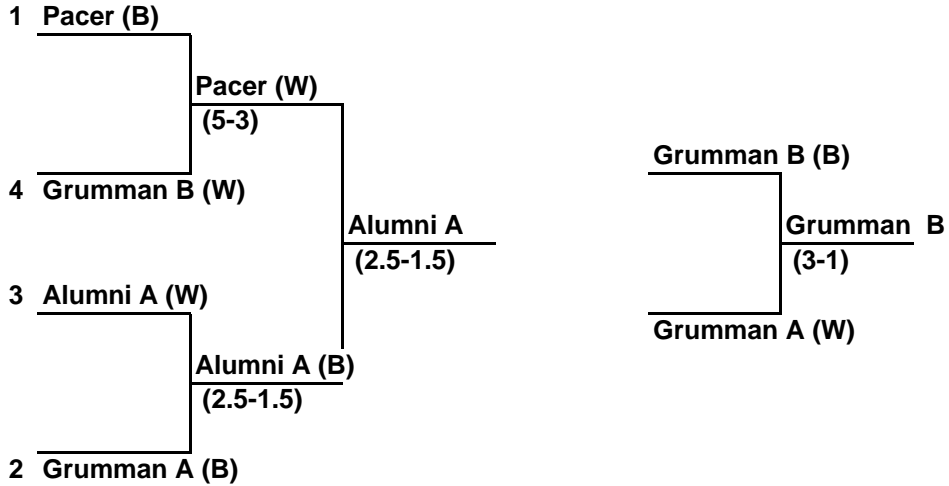
1992-93 LIICL Playoff Brackets

Semifinals
5-Mar

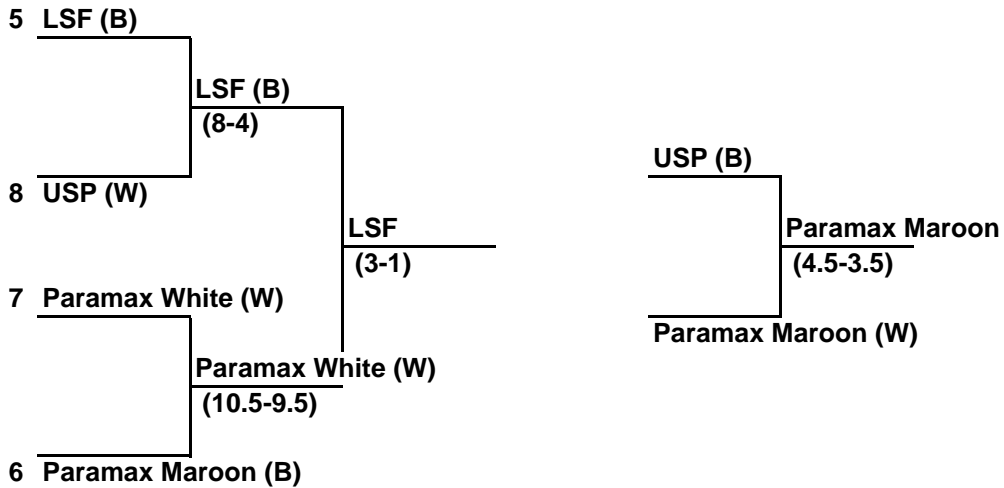
Finals
19-Mar

Consolation
19-Mar

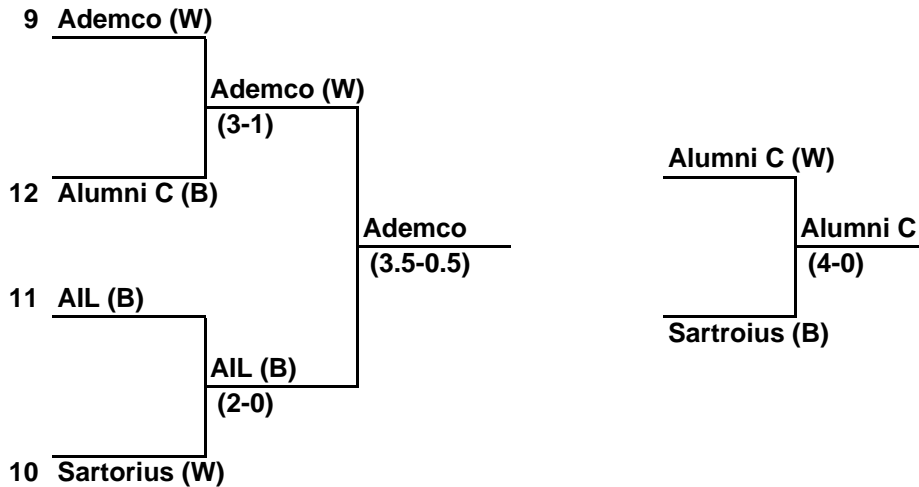
First Tier Playoffs



Second Tier Playoffs



Third Tier Playoffs



HISTORY OF LIICL OFFICERS

<u>SEASON</u>	<u>PRESIDENT</u>	<u>TREASURER (1)</u>	<u>TOURNAMENT DIRECTOR</u>
83-84	VERONICA SCHNITTMAN		JOSEPH FELBER
84-85	VERONICA SCHNITTMAN		STEVEN MYERS
85-86	VERONICA SCHNITTMAN		CARRIE GOLDSTEIN
86-87	VERONICA SCHNITTMAN		CARRIE GOLDSTEIN
87-88	VERONICA SCHNITTMAN		<u>RULES DIRECTOR (2)</u>
88-89 (3)	JOHN KINGSLEY	JIM DWULIT	VERONICA SCHNITTMAN
89-90	GEORGE ALIKAKOS	WAYNE SCHONROG	ROBERT RIZZO
90-91	CHRIS BORTZNER	WAYNE SCHONROG	ROBERT RIZZO
91-92	CARRIE GOLDSTEIN	WAYNE SCHONROG JIM DWULIT (4)	ROBERT RIZZO
92-93	CARRIE GOLDSTEIN	JIM DWULIT	ALAN KANTOR
93-94	LEN CHIPKIN	JOHN KINGSLEY	ROBERT RIZZO
94-95	MIKE ANTHONY	JOHN KINGSLEY	ALAN KANTOR
95-96	MIKE ANTHONY	JOHN KINGSLEY	ROBERT RIZZO
96-97	JOHN KINGSLEY	JERRY DECARLO	DENNIS HOM
97-98	JOHN KINGSLEY	JIM DWULIT	ROBERT RIZZO
98-99	JOHN KINGSLEY	JIM DWULIT	ROBERT RIZZO
99-00	MIKE ANTHONY	JIM DWULIT	ROBERT RIZZO ALAN BENJAMIN (5)

(1) The duties of the Treasurer fell under the aegis of the President from 1983-1988

(2) The office of Rules Director was established in 1988 with greater scope of responsibility than the Tournament Director whose duties were performed by rotating team captains

(3) Commencing with the 1988-1989 season, the three officers made up the Board of Directors

(4) Jim Dwulit elected after the resignation of Wayne Schonrog

(5) Alan Benjamin elected after the resignation of Robert Rizzo

HISTORY OF LIICL SPEED CHAMPIONS

NEDDS DATA FOR 93-94, 96-97 & 99-00

<u>SEASON</u>	<u>CHAMPION</u>	<u>UNDER 1800</u>	<u>UNDER 1600</u>
84-85	ROBERT KENDER SPERRY		
85-86	SHAHEN MINASSIAN GRUMMAN A		
86-87	SAM NOVIK GRUMMAN A	ROBERT CAIRONE GRUMMAN	WAYNE SCHONROG UNISYS
87-88	PRANAB DAS GRUMMAN A	JOHN KINGSLEY NORDEN A	MARK YU NORDEN B
88-89	ALAN KANTOR GRUMMAN	DAVE NEDJAD GULL	WAYNE SCHONROG UNISYS
89-90	KEN MARLEY GRUMMAN B	ROBERT SIMEONE GULL	DENNIS HOM UNISYS
90-91	ROBERT SOSTACK PACER	CHRIS BROTZNER GULL	MATT JAROSINSKI LSF
91-92	ROGER LAFLAIR ALUMNI B	SHAHEN MINASSIAN GRUMMAN B	ROBERT HATCHER UNISYS I
92-93	JAVIER GARCIA INDEPENDENT	KEN ZABB PARAMAX MAROON	DANNY PANICO INDEPENDENT
93-94	MISSING	MISSING	MISSING
94-95	ROBERT RIZZO GRUMMAN	ROBERT STANDING LIFE SERVICE FOUNDAT	MICHAEL ANTHONY LIFE SERVICE FOUNDAT
95-96	ROBERT RIZZO NORTHROP GRUMMAN 1	CARRIE GOLDSTEIN PACER	PETE HOLZER NORTHROP GRUMMAN 2
96-97	MISSING	MISSING	MISSING
97-98	NICK PANICO III PACER	GEORGE BERG NORTHROP GRUMMAN 1	KOLMAN TURAY INDEPENDENT
98-99	DAVE LEONE LIFE SERVICE FOUNDAT	CHARLES BONFANTE LIFE SERVICE FOUNDAT	JIM KOLCZYNSKI LIFE SERVICE FOUNDAT
99-00	TBD	TBD	TBD

HISTORY OF LIICL INDIVIDUAL PERFORMANCE WINNERS

MISSING DATA AS INDICATED BELOW

<u>SEASON</u>	<u>HIGHEST PERFORMANCE</u>	<u>BEST UPSET WIN</u>	<u>BEST UPSET DRAW</u>	<u>ROOKIE OF THE YEAR</u>	<u>MOST IMPROVED PLAYER</u>	<u>BEST GAME</u>	<u>BEST COMBINATION</u>	<u>SCHNITTMAN AWARD</u>	<u>SPECIAL APPRECIATION</u>	<u>PERSISTENCE</u>
89-90	-----	PHIL BURNS AIL B	PHIL BURNS AIL B	JOHN DEMARCO AIL A	ROBERT SIMEONE GULL	-----	-----	-----	-----	LOUIS RICHARDS AIL A
90-91	ALAN KANTOR ALUMNI C	SAM GOLDFARB ALUMNI C	ROBERT SIMEONE GULL	JOE TIMMINS UNISYS	JOE BARILLA UNISYS	ROBERT CAIRONE GRUMMAN B	-----	-----	-----	
91-92	ROGER LAFLAIR ALUMNI B	WAYNE SCHONROG ALUMNI A	DANNY PANICO LIRR	CHARLES SPINNATO UNISYS II	ROBERT SIMEONE GULL	LEN CHIPKIN PACER	-----	CARRIE GOLDSTEIN PACER	KATHY DWULIT	
92-93	ROGER LAFLAIR ALUMNI A	JOHN KINGSLEY ALUMNI C	ED ULFERS PARAMAX WHITE	PAUL ASCOLESE SR. USP	ED ULFERS PARAMAX WHITE	PETE CULLEN GRUMMAN B	DAVE LEONE LSF	ROBERT RIZZO GRUMMAN		
93-94	GEORGE BERG GRUMMAN B	ROBERT HATCHER UNISYS RED	AL LOSHIN ALUMNI C	OSCAR SHOENFIELD IBA	BRIAN SULZBACH USP	MISSING	MISSING	MISSING		
94-95	CHARLES BONFANTE LSF	SURESH MUTTREJA ADEMCO	ROBERT MASTANDREA ALUMNI C	ALEX ANDJEVSKY UNISYS RED	CARL AMLING AIL	LEN CHIPKIN PACER	JOE TIMMINS UNISYS RED	MISSING		
95-96	LEN CHIPKIN PACER	LARRY CHIAPPONE CITIBANK/CME	ED RUSCH VEECO	TONY VALYS NORTHROP GRUMMAN 1	KEVIN MAHONEY NORTHROP GRUMMAN 2	JERRY DECARLO NORTHROP GRUMMAN 2	PAUL RAGONNET CITIBANK			
96-97	LEN CHIPKIN PACER	JOHN KINGSLEY ALUMNI C	SAM GOLDFARB ALUMNI C	JERRY KENNEDY NORTHROP GRUMMAN 1	NICK PANICO III PACER	KEVIN MAHONEY NORTHROP GRUMMAN 2	KEVIN MAHONEY NORTHROP GRUMMAN 2			
97-98	MATT JAROSINSKI ALUMNI C	AL LOSHIN ALUMNI C	SAM GOLDFARB ALUMNI C	ALEX IKONNIKOW NORTHROP GRUMMAN 1	MATT JAROSINSKI ALUMNI C	KEVIN MAHONEY NORTHROP GRUMMAN 2	ROBERT HATCHER LOCKHEED MARTIN			
98-99	ROBERT SOSTACK PACER	RICH CLOUSE AIL	ROBERT MASTANDREA ALUMNI C	JACK LANDAU CITIBANK	ROBERT MASTANDREA ALUMNI C	DAVE LEONE LSF	DENNIS HOM PHOTON			
99-00	LEN CHIPKIN PACER	MATT INOGNA ADEMCO	MATT JAROSINSKI ALUMNI C	RICK VITELLI NORTHROP GRUMMAN	AL LOSHIN ALUMNI C	TBD	TBD			

HISTORY OF LIICL INDIVIDUAL CLASS WINNERS

(MVP IN BOLD)

<u>SEASON</u>	<u>CLASS A</u>	<u>CLASS B</u>			
83-84	KEN MARLEY GRUMMAN	JERRY DECARLO GRUMMAN			
84-85	ROBERT RIZZO FAIRCHILD	ROBERT HATCHER SPERRY			
85-86	KEITH RODRIGUEZ GRUMMAN	RONALD LANNING GRUMMAN			
86-87	AL SEROPIAN GRUMMAN	KENNETH FORD GRUMMAN			
87-88	CARRIE GOLDSTEIN PACER	LOUIS RICHARDS EATON			
88-89	GEORGE BERG GRUMMAN	ROBERT ROSE GRUMMAN	<u>CLASS C</u>	<u>CLASS D</u>	
89-90	ROBERT RIZZO GRUMMAN	THOMAS VICTORY GRUMMAN	ROBERT SIMEONE GULL	DAVID NEDJAD GULL	
90-91	JOE TIMMINS UNISYS	ROBERT SOSTACK PACER	DENNIS HOM UNISYS	JOE BARILLA UNISYS	
	PETER CULLEN GRUMMAN		WAYNE SCHONROG ALUMNI A		
91-92	SAM NOVIK GRUMMAN	CHRISTIAN BORTZNEF ALUMNI B	CARRIE GOLDSTEIN PACER	ROBERT STANDING LSF	
		ROBERT SIMEONE ALUMNI B			
92-93	ROBERT SOSTACK PACER	WILLIE JOHNSON PACER	CARRIE GOLDSTEIN PACER	ED ULFERS PARAMAX WHITE	
			ROBERT STANDING LSF		
93-94	GEORGE BERG GRUMMAN B	KEVIN MAHONEY GRUMMAN A	CARRIE GOLDSTEIN PACER	ED RUSCH UNISYS WHITE	
94-95	ROBERT WISBAUER PACER	KEVIN MAHONEY GRUMMAN	ED RUSCH UNISYS WHITE	AL LOSHIN ALUMNI C	
95-96	TONY VALYS NORTHROP GRUMMAN	ROBERT RIZZO NORTHROP GRUMMAN	CARRIE GOLDSTEIN PACER	ROBERT HART ADEMCO	
96-97	LEN CHIPKIN PACER	DAVE LEONE LSF	DENNIS HOM X-MEN	ROBERT HART ADEMCO	
		NICK PANICO III PACER		JERRY KENNEDY NORTHROP GRUMMAN 1	
97-98	NICK PANICO III PACER	KEVIN MAHONEY NORTHROP GRUMMAN	CARRIE GOLDSTEIN PACER	ROBERT HART ADEMCO	
			ALEX IKONNIKOW NORTHROP GRUMMAN 1		
98-99	ROBERT SOSTACK PACER	STEVE ROMERO AIL	CARRIE GOLDSTEIN PACER	ED HARTTEN LOCKHEED MARTIN	
		DAVE LEONE LSF			
99-00	LEN CHIPKIN PACER	KEN MARLEY NORTHROP GRUMMAN	SURESH MUTTREJA ADEMCO	AL LOSHIN ALUMNI C	

<u>AWARDS BY TEAM</u>	
NORTHROP GRUMMAN/GRUMMAN	21
PACER	16
SPERRY/UNISYS/PARAMAX/LM	8
LIFE SERVICE FOUNDATION	4
ADEMCO	4
EATON/AIL	2
ALUMNI C	2
ALUMNI B	2
GULL	2
X-MEN	1
FAIRCHILD	1
ALUMNI A	1

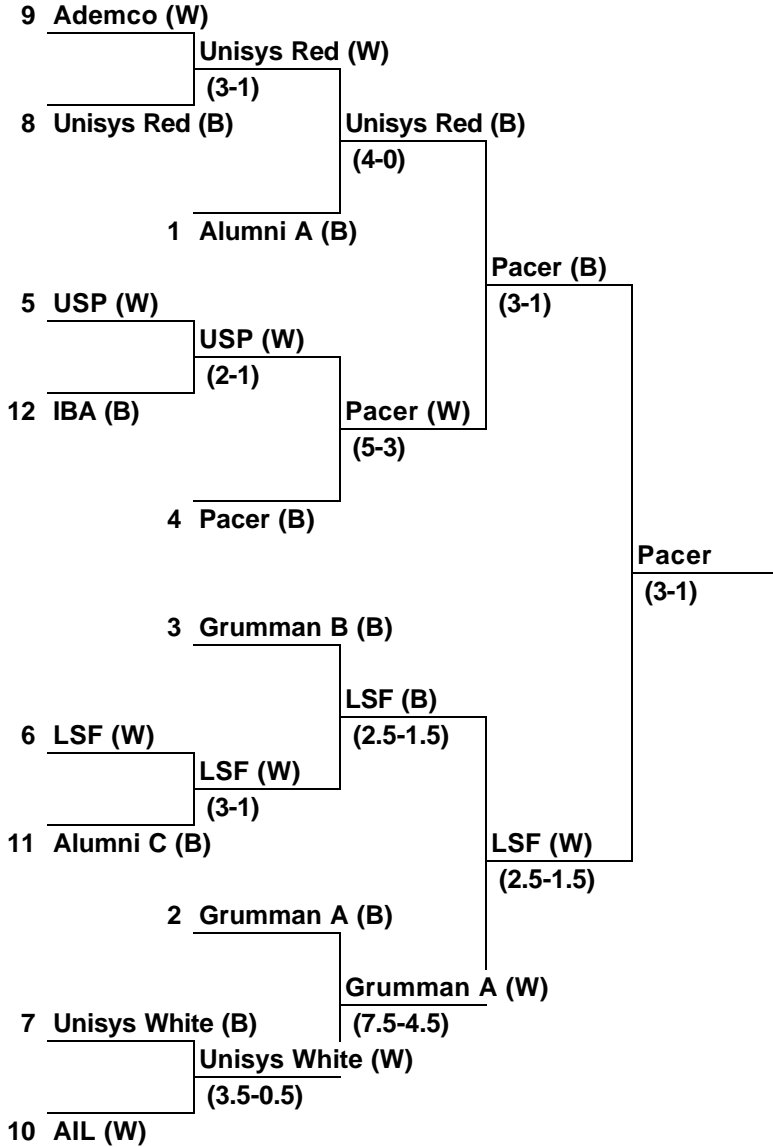
<u>MULTIPLE AWARD WINNERS</u>	
CARRIE GOLDSTEIN	7
ROBERT HART	3
ROBERT SOSTACK	3
ROBERT RIZZO	3
KEVIN MAHONEY	3
LEN CHIPKIN	2
ROBERT STANDING	2
DENNIS HOM	2
NICK PANICO III	2
KEN MARLEY	2
GEORGE BERG	2
DAVE LEONE	2
ROBERT SIMEONE	2
ED RUSCH	2
AL LOSHIN	2

1993-94 LIICL Final Team Standings

Team	Team Rating	LIICL Pts	----Games----				----Match----				F
			W	L	D	Pts	W	L	D	Pts	
Alumni A	2041	176	29	7	8	33.0	8	2	1	8.5	0
Grumman A	1963	172	27	7	10	32.0	8	1	2	9.0	0
Grumman B	1954	160	26	12	6	29.0	6	1	4	8.0	0
Pacer	1923	160	27	13	4	29.0	8	2	1	8.5	0
USP	1874	148	24	16	4	26.0	6	4	1	6.5	0
LSF	1795	145	21	14	9	25.5	5	3	3	6.5	1
Unisys White	1735	142	20	15	9	24.5	6	2	3	7.5	0
Unisys Red	1817	122	16	20	8	20.0	4	6	1	4.5	2
Ademco	1659	93	12	29	3	13.5	0	8	3	1.5	5
AIL	1612	86	8	31	5	10.5	1	9	1	1.5	0
Alumni C	1471	75	8	34	2	9.0	1	8	2	2.0	5
IBA	1705	68	8	32	4	10.0	1	8	2	2.0	16

1993-94 LIICL Playoff Brackets

Round 1 Round 2 Round 3 Round 4
 25-Mar 15-Apr 19-Apr 6-May

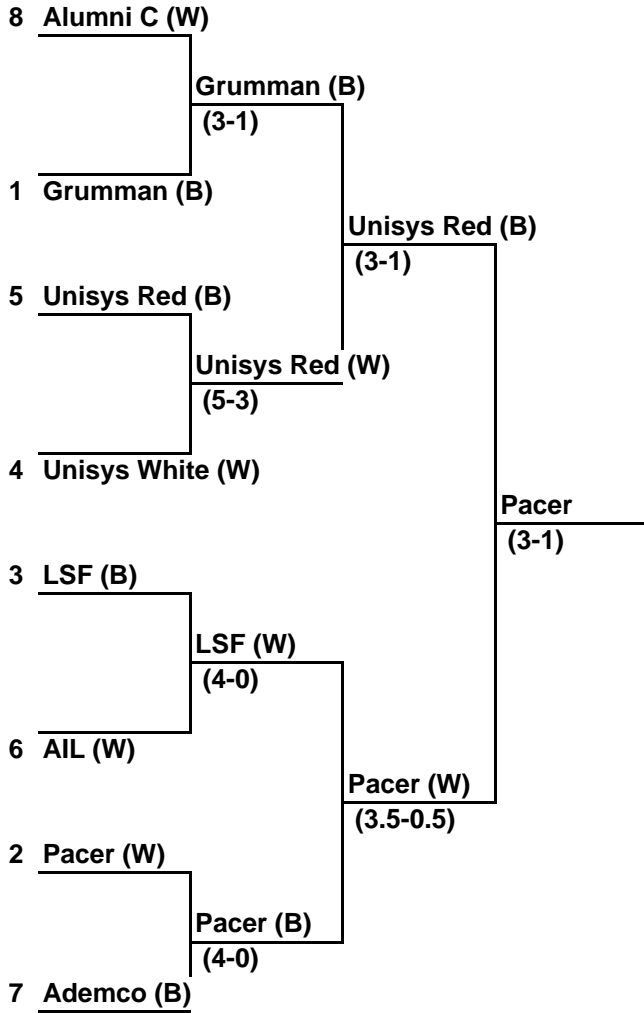


1994-95 LIICL Final Team Standings

Team	Team LIICL		----Games----				----Match----				F
	Rating	Pts	W	L	D	Pts	W	L	D	Pts	
Grumman	1994	218	35	10	11	40.5	10	2	2	11.0	0
Pacer	1984	209	36	15	5	38.5	10	3	1	10.5	1
LSF	1827	202	31	13	12	37.0	8	3	3	9.5	2
Unisys White	1745	176	25	21	10	30.0	6	4	4	8.0	0
Unisys Red	1836	173	24	21	11	29.5	6	6	2	7.0	1
AIL	1648	121	17	33	6	20.0	4	8	2	5.0	15
Ademco	1639	111	13	39	4	15.0	2	11	1	2.5	5
Alumni C	1532	108	11	40	5	13.5	1	10	3	2.5	2

1994-95 LIICL Playoff Brackets

Round 1 Round 2 Round 3
 5-May 19-May 2-Jun

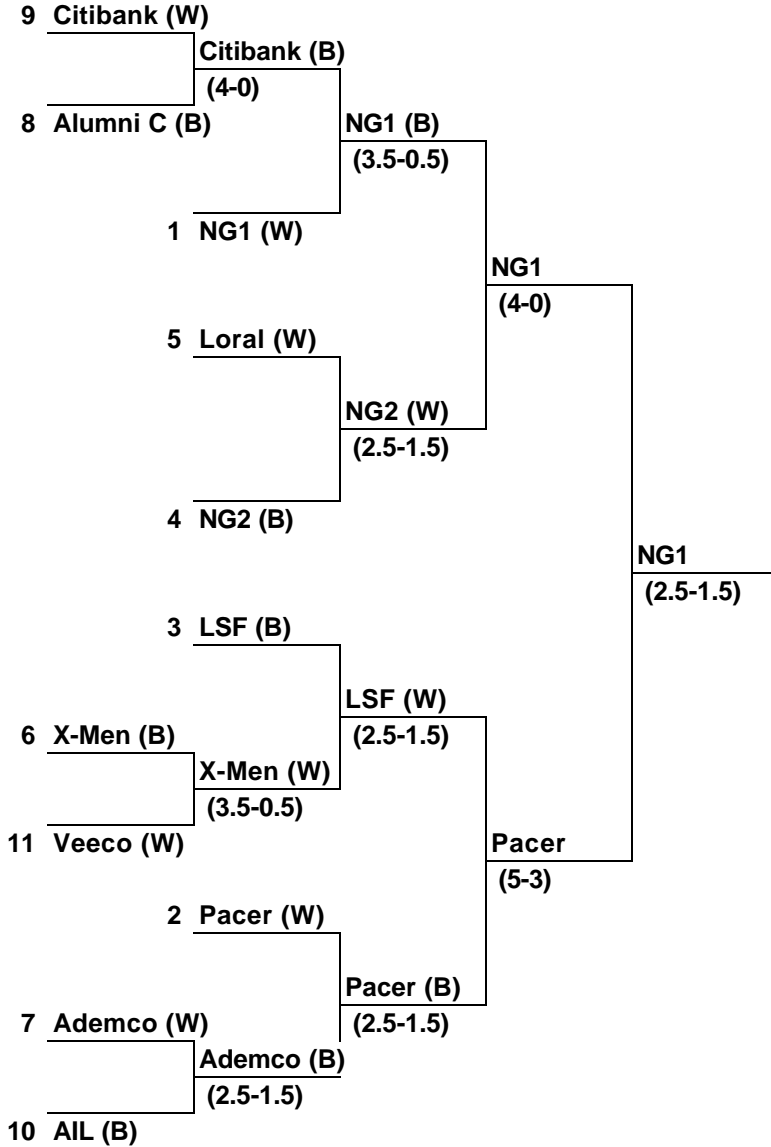


1995-96 LIICL Final Team Standings

Team	Team Rating	LIICL Pts	----Games----				----Match----				F
			W	L	D	Pts	W	L	D	Pts	
Nor-Grum 1	2009	177	32	3	5	34.5	10	0	0	###	1
Pacer	2008	172	30	4	6	33.0	8	2	0	8.0	0
LSF	1823	143	25	13	2	26.0	7	2	1	7.5	1
Nor-Grum 2	1785	141	24	13	3	25.5	6	2	2	7.0	1
Loral	1691	132	23	17	0	23.0	5	3	2	6.0	0
X-Men	1981	130	22	15	3	23.5	5	3	2	6.0	4
Ademco	1622	102	15	23	2	16.0	4	6	0	4.0	2
Alumni C	1541	83	11	28	1	11.5	2	7	1	2.5	3
Citi/CME	1495	78	11	29	0	11.0	2	6	2	3.0	6
AIL	1660	67	7	31	2	8.0	1	9	0	1.0	5
Veeco	1387	47	5	33	2	6.0	0	10	0	0.0	17

1995-96 LIICL Playoff Brackets

Round 1 Round 2 Round 3 Round 4
 22-Mar 12-Apr 26-Apr 3-May

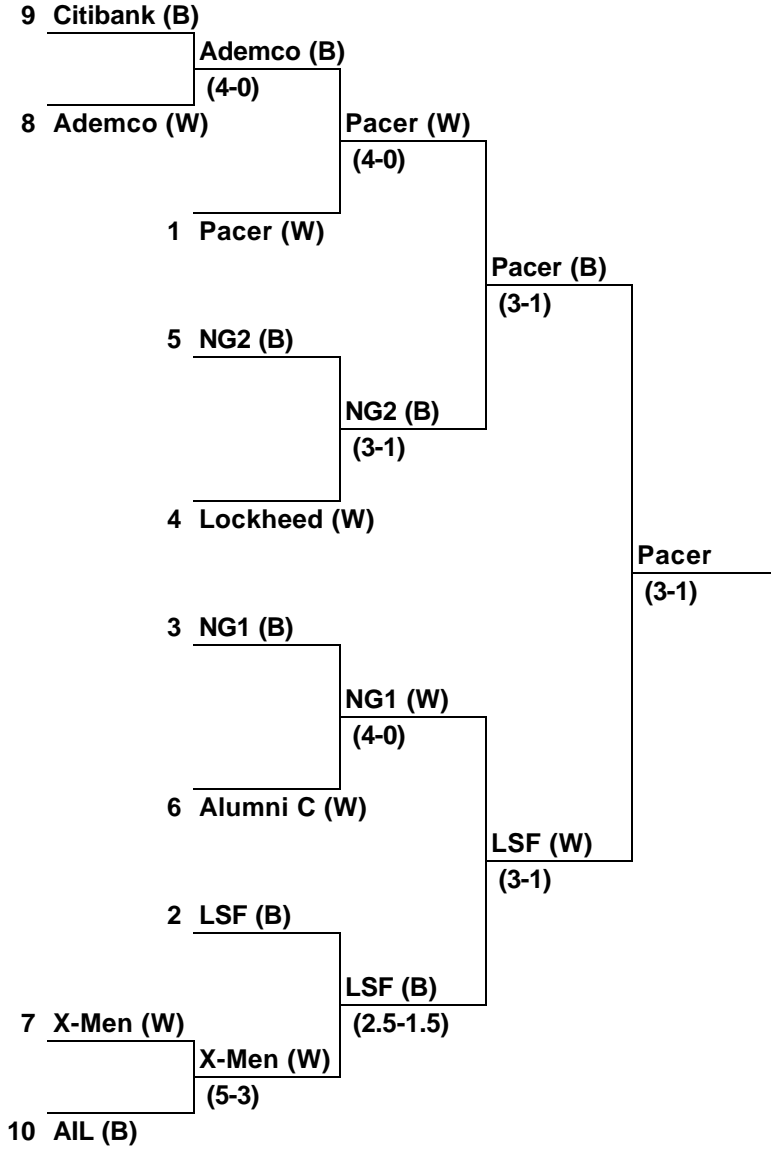


1996-97 LIICL Final Team Standings

Team	Team LIICL		----Games----				----Match----				F
	Rating	Pts	W	L	D	Pts	W	L	D	Pts	
Pacer	1955	157	29	4	3	30.5	8	1	0	8.0	1
LSF	1855	152	27	5	4	29.0	9	0	0	9.0	0
Nor-Grum 1	2008	146	26	7	3	27.5	7	2	0	7.0	0
Lock-Mart	1751	100	15	19	2	16.0	4	3	2	5.0	0
Nor-Grum 2	1724	98	13	18	5	15.5	4	5	0	4.0	0
Alumni C	1525	90	12	21	3	13.5	1	4	4	3.0	0
X-Men	1867	86	13	18	5	15.5	2	6	1	2.5	12
Ademco	1629	78	11	24	1	11.5	1	5	3	2.5	4
Citi/CME	1601	74	9	25	2	10.0	2	6	1	2.5	2
AIL	1597	69	6	24	6	9.0	1	7	1	1.5	3

1996-97 LIICL Playoff Brackets

Round 1 Round 2 Round 3 Round 4
 28-Feb 7-Mar 21-Mar 18-Apr

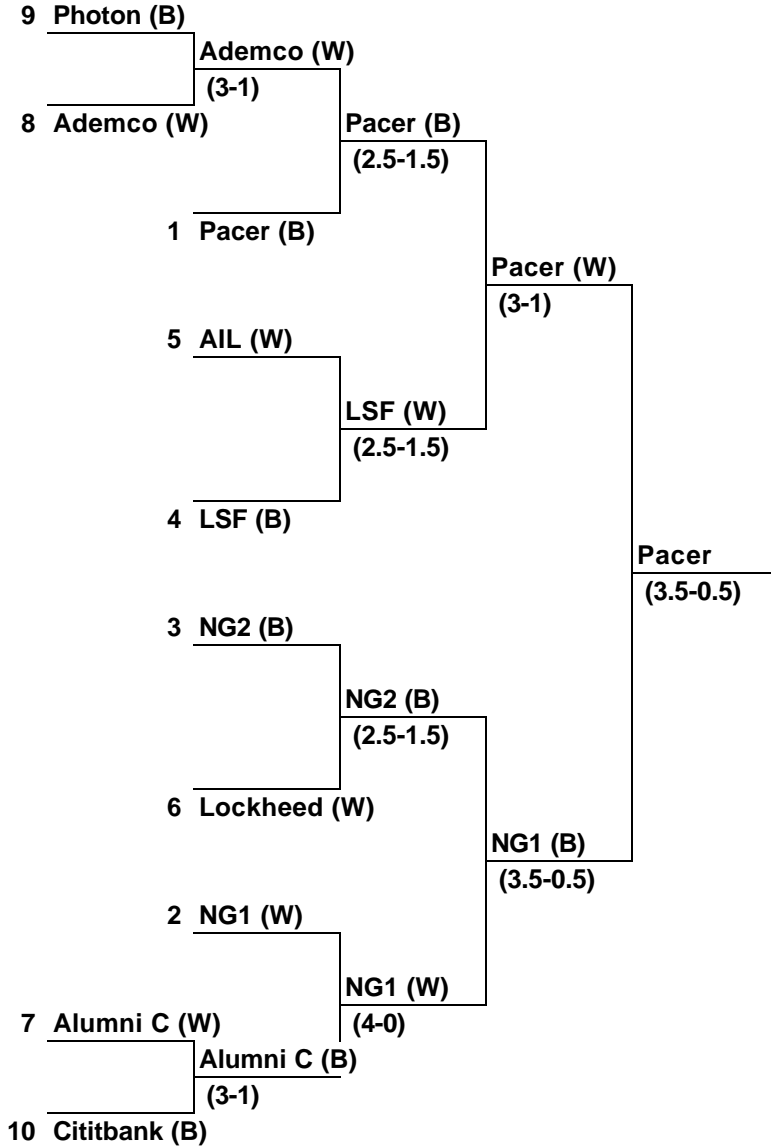


1997-98 LIICL Final Team Standings

Team	Team LIICL		----Games----				----Match----				F
	Rating	PPR	W	L	D	Pts	W	L	D	Pts	
Pacer	1960	144	25	7	4	27.0	7	1	1	7.5	0
Nor-Grum 1	1960	135	23	9	4	25.0	7	1	1	7.5	1
Nor-Grum 2	1608	127	22	12	2	23.0	5	2	2	6.0	1
LSF	1858	119	19	12	5	21.5	4	3	1	4.5	3
AIL	1564	110	16	14	6	19.0	3	4	2	4.0	2
Lock-Mart	1636	106	16	17	3	17.5	2	4	3	3.5	0
Alumni C	1538	102	14	17	5	16.5	3	3	3	4.5	0
Ademco	1594	93	13	20	3	14.5	3	5	1	3.5	1
Photon	1712	69	9	23	4	11.0	2	7	0	2.0	11
Citi/CME	1507	48	4	30	2	5.0	0	7	2	1.0	8

1997-98 LIICL Playoff Brackets

Round 1 Round 2 Round 3 Round 4
 3-Apr 17-Apr 1-May 15-May

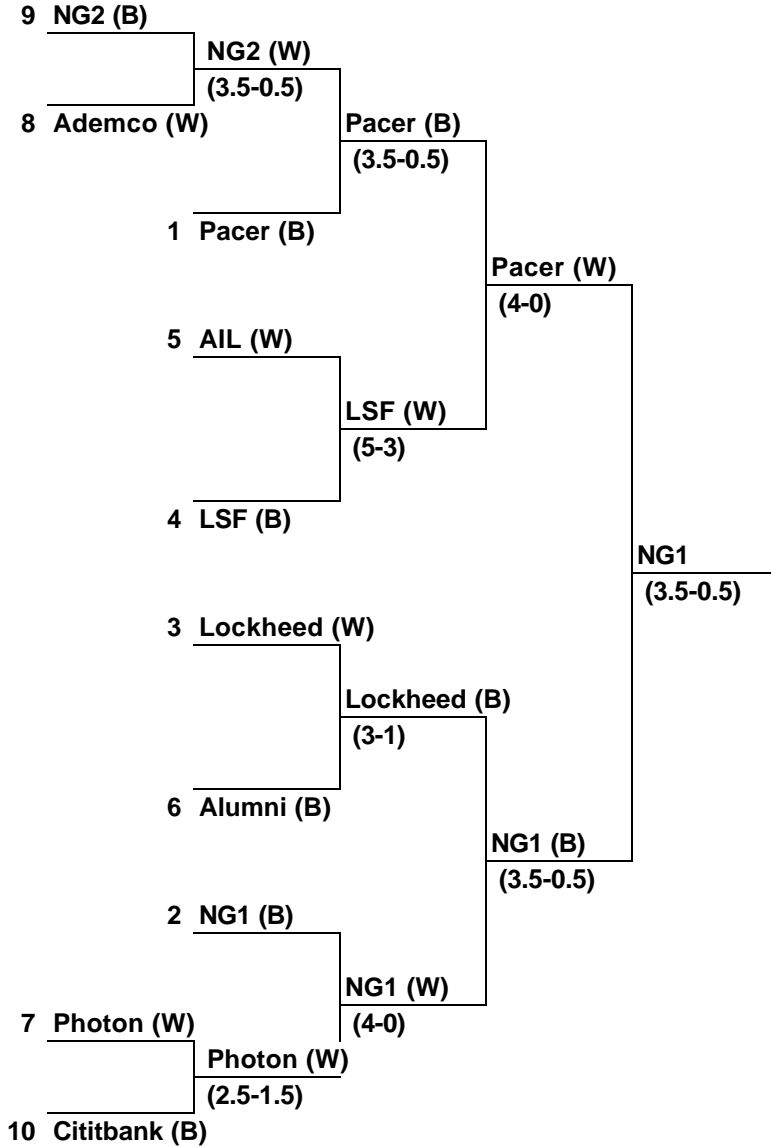


1998-99 LIICL Final Team Standings

Team	Team LIICL		-----Games----				-----Match-----				
	Rating	Pts	W	L	D	Pts	W	L	D	Pts	F
Pacer	2017	147	27	7	2	28.0	8	0	1	8.5	1
Nor-Grum 1	1973	124	21	11	4	23.0	5	2	2	6.0	4
Lock-Mart	1700	114	17	14	5	19.5	3	3	3	4.5	0
LSF	1831	113	18	15	3	19.5	3	3	3	4.5	1
AIL	1706	111	17	15	4	19.0	4	3	2	5.0	1
Alumni C	1584	108	13	13	10	18.0	4	4	1	4.5	0
Photon	1842	104	16	16	4	18.0	5	3	1	5.5	4
Ademco	1648	89	12	20	4	14.0	2	5	2	3.0	3
Nor-Grum 2	1759	85	12	22	2	13.0	1	5	3	2.5	3
Citibank	1481	66	6	26	4	8.0	0	7	2	1.0	2

1998-99 LIICL Playoff Brackets

Round 1	Round 2	Round 3	Round 4
12-Mar	26-Mar	16-Apr	30-Apr




1999-00 LIICL Final Team Standings

Team	Team Rating	LIICL Pts/Rnd	LIICL Pts	----Games----				----Match----				F
				W	L	D	Pts	W	L	D	Pts	
Nor-Grum	1951	15.10	151	25	9	6	28.0	8	1	1	8.5	1
Pacer	1928	14.60	146	25	11	4	27.0	6	2	2	7.0	2
LSF	1802	13.00	130	18	13	9	22.5	7	2	1	7.5	0
AIL	1722	12.10	121	18	17	5	20.5	4	4	2	5.0	1
Photon	1769	12.10	121	18	15	7	21.5	5	3	2	6.0	5
Northport	1775	11.75	94	10	9	13	16.5	2	3	3	3.5	4
Alumni D	1710	11.50	115	18	19	3	19.5	4	5	1	4.5	3
Ademco	1689	10.60	106	14	19	7	17.5	2	5	3	3.5	4
Alumni C	1596	9.60	96	12	24	4	14.0	1	7	2	2.0	0
Pawn Isles	1609	7.40	74	9	30	1	9.5	0	8	2	1.0	4

1999-00 LIICL Playoff Brackets

Round 1 Round 2 Round 3 Round 4
 7-Apr 28-Apr 5-May 19-May



Directions to the East Northport Library Building

185 Larkfield Road
East Northport, NY 11731

From the East...

Long Island Expressway Exit 53-N or Northern State Parkway Exit 45-N to Sagtikos-Sunken Meadow Parkway. Exit at East Northport Road (Pulaski Road). West on Pulaski to Larkfield Road; right on Larkfield Road - East Northport Public Library is first building on right next to the park.

From the West...

Long Island Expressway Exit 51-N or Northern State Parkway Exit 42-N, onto Deer Park Avenue (RT 231), after crossing under the Northern State Parkway, bear right and proceed to Jericho Turnpike. Continue East on Jericho Turnpike to Larkfield Road then turn left. Proceed North approximately 3 miles, crossing Pulaski Road - East Northport Public Library is first building on right next to the park.

LIICL "two-division" season schedule

Assumptions:

1. Each team to play approximately 12 games.
2. Team will be ranked by team rating at start of season.
3. Team ratings determined by average of top four players on that team.
4. Each division would have their own playoffs.
5. Playoffs would be handled either the way we currently bracket them or in the "consolation" mode.

Model #1 (9 teams)

A-Division = top five teams: 1A, 2A, 3A, 4A, 5A

B-Division = bottom four teams: 6B, 7B, 8B, 9B

Logic: each team plays their divisional opponents twice and their opposite division opponents once. Since that would put the B-Division with two less games, they would fill in with position nights within their division. Hence, for example:

1A plays: 2x2A, 2x3A, 2x4A, 2x5A, 1x 6B, 1x7B, 1x8B, 1x 9B = 12 games

9B plays: 2x6B, 2x7B, 2x8B, 1x1A, 1x2A, 1x3A, 1x4A, 1x5A, 1 position round = 12 games

Model #2 (8 teams)

A-Division = top four teams: 1A, 2A, 3A, 4A

B-Division = bottom four teams: 5B, 6B, 7B, 8B

Logic: each team plays their divisional opponents twice and their opposite division opponents once. Hence, for example:

1A plays: 2x2A, 2x3A, 2x4A, 1x5B, 1x 6B, 1x7B, 1x8B, 2 position rounds = 12 games

8B plays: 2x5B, 2x6B, 2x7B, 1x1A, 1x2A, 1x3A, 1x4A, , 2 position rounds = 12 games

-OR- if you want to increase the season to 13 games, add another game within the Division, and remove the position rounds.

Model #3 (10 teams)

A-Division = top five teams: 1A, 2A, 3A, 4A, 5A

B-Division = bottom five teams: 6B, 7B, 8B, 9B, 10B

Logic: each team plays their divisional opponents twice and their opposite division opponents

once. This schedule requires one more round for the season. Hence, for example:
1A plays: 2x2A, 2x3A, 2x4A, 2x5A, 1x 6B, 1x7B, 1x8B, 1x9B, 1x10B, = 13 games
10B plays: 2x6B, 2x7B, 2x8B, 2x9B, 1x1A, 1x2A, 1x3A, 1x4A, 1x5A, = 13 games

-NOTE: 13 games is do-able since the playoffs would require at least 1 less round!