

[LIICL Home](#)[Playoffs](#)[Schedule](#)[Ratings](#)[Speed Ratings](#)[Individuals](#)[Round by Round](#)[League Leaders](#)[Archives \(in pdf\)](#)[League Info](#)[Contact the LIICL
by email](#)[Chess Links](#)

L ong I sland I ndustrial C hess L eague

Last Modified August 20, 2007

IMPORTANT

An organizational LIICL Executive Board meeting has been scheduled for Saturday, August 25th from Noon to 3:00 PM in the Huntington Library (Main St. Branch). As there are likely many changes in team make-ups this year please make every effort to attend. New teams will be formed and old teams will be looking for recruits. Any other issues you would like to bring up such as rules changes for the upcoming season must be proposed at this meeting.

The following dates for the 2007-2008 LIICL season have been granted by the Library. They are tentative until approved by the LIICL Executive Board. Until then they should be considered for planning purposes only. Note that we potentially could play 6 straight weeks without a break! There are 10 playing dates prior to the new year. This gives us some leeway in the event of any weather related cancellations or if the Library should bump us for some other higher priority activity.

07 Sep, 28 Sep, 05 Oct, 12 Oct, 19 Oct, 26 Oct, 02 Nov, 16 Nov, 30 Nov, 07 Dec

All 3 Incumbents Re-elected to a second term.

Steve Romero - President

Paul Montenero - Treasurer

Mike Pappaceno - Rules Director

Nick Panico III wins the Speed Championship

Ed Rusch takes U1800 class, Mel Goldman wins U1600

Congrats to PRA - the 2006-2007 LIICL Champions

CCC Finishes Second

Congrats to Honeywell/KSF - the 2006-2007 LIICL Under 1800 Champs

Alumni D Finishes Second

Final Order of Finish:

1 - PRA

2 - CCC

3 - NGC

4 - LSF

5 - Hon/KSF

6 - Alumni D

7 - Alumni E

8 - EDO

9 - Alumni C

The Individual Tournament is Wide Open Going into the Final Round - 7 tied for first with another 14 only 1/2-point behind

[Performance Ratings for 2006/7 \(excel chart\)](#)

2006-2007 LIICL Regular Season Final Team Standings

Team	Team Rating	LIICL Points	TB's PR	----Games----			Pts	----Match----			Pts	F
				W	L	D		W	L	D		
LSF	1874	147	12.40	24	10	6	27.0	7	2	1	7.5	1
NGC	1977	146	11.45	24	11	5	26.5	6	3	1	6.5	0
PRA	2019	145	12.45	23	10	7	26.5	8	2	0	8.0	1
CCC	1829	134	8.93	21	14	5	23.5	5	2	3	6.5	0
EDO	1869	119	10.35	18	15	7	21.5	4	3	3	5.5	7
Alumni D	1702	103	6.73	13	21	6	16.0	2	6	2	3.0	1
Alumni E	1570	100	4.75	13	21	6	16.0	3	7	0	3.0	4
Honeywell/KSF	1703	95	6.03	14	22	4	16.0	3	4	3	4.5	9
Alumni C	1464	59	2.35	3	33	4	5.0	0	9	1	0.5	1

[Ronnie Award Winners](#) Announced

Class A - Rizzo, Romero

Class B - Standing

Class C - Insogna

Class D - Thomas

High Performance Rating - Pour

Rookie of the Year - Pour

Most Improved - Standing

Best Upset Win - Shattuck

Best upset Draw - Goldman

Email your game in pgn to webmaster@liicl.com

[tiebreaks](#) [TIEBREAKODDS](#)

[Minutes of the Executive Board Meeting of the LIICL of Saturday, August 26](#)

There is more to this site than this page! If you reached this page from a search engine, view the whole site in a frame-based page at <http://www.liicl.com>

[LIICL Home](#) [Schedule](#) [Ratings](#) [Individuals](#) [Round by Round](#) [Playoffs](#)

League Leaders Archives (in pdf) [League Info](#) [Contact the LIICL by email](#) [Chess Links](#)

[LIICL GAMES!](#)

Long Island Industrial Chess League

Last Modified August 20, 2007

IMPORTANT

An organizational LIICL Executive Board meeting has been scheduled for Saturday, August 25th from Noon to 3:00 PM in the Huntington Library (Main St. Branch). As there are likely many changes in team make-ups this year please make every effort to attend. New teams will be formed and old teams will be looking for recruits. Any other issues you would like to bring up such as rules changes for the upcoming season must be proposed at this meeting.

The following dates for the 2007-2008 LIICL season have been granted by the Library. They are tentative until approved by the LIICL Executive Board. Until then they should be considered for planning purposes only. Note that we potentially could play 6 straight weeks without a break! There are 10 playing dates prior to the new year. This gives us some leeway in the event of any weather related cancellations or if the Library should bump us for some other higher priority activity.

07 Sep, 28 Sep, 05 Oct, 12 Oct, 19 Oct, 26 Oct, 02 Nov, 16 Nov, 30 Nov, 07 Dec

All 3 Incumbents Re-elected to a second term.

Steve Romero - President

Paul Montenero - Treasurer

Mike Pappaceno - Rules Director

Nick Panico III wins the Speed Championship

Ed Rusch takes U1800 class, Mel Goldman wins U1600

Congrats to PRA - the 2006-2007 LIICL Champions

CCC Finishes Second

Congrats to Honeywell/KSF - the 2006-2007 LIICL Under 1800 Champs

Alumni D Finishes Second

Final Order of Finish:

- 1 - PRA
- 2 - CCC
- 3 - NGC
- 4 - LSF
- 5 - Hon/KSF
- 6 - Alumni D
- 7 - Alumni E
- 8 - EDO
- 9 - Alumni C

The Individual Tournament is Wide Open Going into the Final Round - 7 tied for first with another 14 only 1/2-point behind

[Performance Ratings for 2006/7 \(excel chart\)](#)

2006-2007 LIICL Regular Season Final Team Standings

Team	Team Rating	LIICL Points	TB's PR	-----Games-----			Pts	-----Match-----			Pts	F
				W	L	D		W	L	D		
LSF	1874	147	12.40	24	10	6	27.0	7	2	1	7.5	1
NGC	1977	146	11.45	24	11	5	26.5	6	3	1	6.5	0
PRA	2019	145	12.45	23	10	7	26.5	8	2	0	8.0	1
CCC	1829	134	8.93	21	14	5	23.5	5	2	3	6.5	0
EDO	1869	119	10.35	18	15	7	21.5	4	3	3	5.5	7
Alumni D	1702	103	6.73	13	21	6	16.0	2	6	2	3.0	1
Alumni E	1570	100	4.75	13	21	6	16.0	3	7	0	3.0	4

Honeywell/KSF	1703	95	6.03	14	22	4	16.0	3	4	3	4.5	9
Alumni C	1464	59	2.35	3	33	4	5.0	0	9	1	0.5	1

[Ronnie Award Winners](#) Announced

Class A - Rizzo, Romero

Class B - Standing

Class C - Insogna

Class D - Thomas

High Performance Rating - Pour

Rookie of the Year - Pour

Most Improved - Standing

Best Upset Win - Shattuck

Best upset Draw - Goldman

Email your game in pgn to webmaster@liicl.com

[tiebreaks](#) [TIEBREAKODDS](#)

[Minutes of the Executive Board Meeting of the LIICL of Saturday, August 26](#)

There is more to this site than this page! If you reached this page from a search engine, view the whole site in a frame-based page at <http://www.liicl.com>

[LIICL Home](#) [Schedule](#) [Ratings](#) [Individuals](#) [Round by Round](#) [Playoffs](#)

League Leaders Archives (in pdf) [League Info](#) [Contact the LIICL by email](#) [Chess Links](#)

[LIICL GAMES!](#)

2006-2007 Ronnie Winners

Most Improved

1	Standing, Robert	1743	1988	245
2	Montenro, Paul	1704	1864	160
3	Dwulit, Jim	1930	2056	126

Highest Performance

1	Pour, Daruis	2203
2	Panico, Nick III	2097
3	Chipkin, Len	2090

Rookie of the Year

1	Pour, Daruis	2203	4-1-0
2	Schilling, Pete	1687	4-5-1
3	No Others Eligible		

Best Upset Draw

1	Goldman, Mel	1443	1809	366	1
2	Frohreich, Frank	1729	2003	274	1
3	Celaru, Adrian	1591	1830	239	11

Best Upset Win

1	Shattuck, John	1528	1830	302	10
2	Insogna, Matt	1608	1864	256	4
3	Schilling	1683	1920	237	10

Class A

Rizzo, Robert	7-0-2
Romero, Steve	6-0-4

Class B

Standing, Robert	7-1-0
-------------------------	--------------

Class C

Insogna, Matt	6-2-1
----------------------	--------------

Class D

Thomas, Walter	4-5-1
-----------------------	--------------


2006-2007 LIICL Final Team Tie-Breaks

<u>Team</u>	<u>TBs</u>	<u>Game</u>	<u>ALE</u>	<u>ALD</u>	<u>EDO</u>	<u>ALC</u>	<u>HON</u>	<u>PRA</u>	<u>LSF</u>	<u>NGC</u>	<u>CCC</u>
		<u>Pts</u>	<u>3.0</u>	<u>3.0</u>	<u>5.5</u>	<u>0.5</u>	<u>4.5</u>	<u>8.0</u>	<u>7.5</u>	<u>6.5</u>	<u>6.5</u>
ALE	47.50	16.0		2.5	0.5	8.0	1.5	1.5	1.5	0.0	0.5
ALD	67.25	16.0	5.5		1.5	2.0	3.0	1.0	0.5	0.0	2.5
EDO	103.50	21.5	3.5	2.5		3.0	1.5	1.5	3.5	4.0	2.0
ALC	23.50	5.0	0.0	2.0	1.0		0.5	0.0	0.0	0.0	1.5
HON	60.25	16.0	2.5	4.0	1.5	3.5		1.0	0.0	0.0	3.5
PRA	124.50	26.5	2.5	3.0	2.5	4.0	3.0		4.0	4.5	3.0
LSF	124.00	27.0	2.5	3.5	4.5	4.0	4.0	4.0		3.0	1.5
NGC	114.50	26.5	4.0	4.0	4.0	4.0	4.0	3.5	1.0		2.0
CCC	89.25 0.00	23.5	3.5	1.5	2.0	6.5	4.5	1.0	2.5	2.0	

LIICL Team Tie-Break Odds

2006-2007 Playoffs

<u>Team</u>	<u>ALE</u>	<u>ALD</u>	<u>EDO</u>	<u>ALC</u>	<u>HON</u>	<u>PRA</u>	<u>LSF</u>	<u>NGC</u>	<u>CCC</u>
ALE		ALD	EDO	ALE	HON	PRA	LSF	NGC	CCC
ALD	ALD		EDO	ALD	HON	PRA	LSF	NGC	ALD
EDO	EDO	EDO		EDO	EDO	PRA	LSF	NGC	CCC
ALC	ALE	ALD	EDO		HON	PRA	LSF	NGC	CCC
HON	HON	HON	EDO	HON		PRA	LSF	NGC	CCC
PRA	PRA	PRA	PRA	PRA	PRA		LSF	NGC	PRA
LSF	LSF	LSF	LSF	LSF	LSF	LSF		LSF	CCC
NGC	NGC	NGC	NGC	NGC	NGC	NGC	LSF		NGC
CCC	CCC	ALD	CCC	CCC	CCC	PRA	CCC	NGC	



Minutes of the LIICL Executive Board Meeting – August 26, 2006
Huntington Library, Huntington, NY

The meeting was called to order by President Steve Romero at 12:10 PM

Attendees:

President: Steve Romero

Treasurer: Paul Montenero

Rules Director: Mike Pappaceno

Editor: Bob Rizzo

WebMaster: Absent

Teams:

NGC: George Berg

PRA: Mike Pappaceno

Alu C: John Kingsley

Alu D: Ed Rusch

CCC: Paul Montenero

LSF: Bob Standing

EDO: Steve Romero

Alu E: Absent

Ademco/KSF: Absent

LIRR: Absent

1) Determined Prospective Teams

Last Season

Alumni C, EDO, PRA, Ademco/KSF, LSF, CCC, NGC, Alumni D, Alumni E, LIRR
(LIRR is probably NOT going to field a team this year – M. Pappaceno)

It was assumed that there would be 9 teams based upon the information that LIRR would not return. Ademco and Alumni E will be contacted to confirm their participation.

2) Determined Team Numbers (selected by picking teams from a hat)

#1 - Alu E, #2 – Alu D, #3 – EDO, #4 – Alu C, #5 – Ade/KSF, #6 – PRA,
#7 – LSF, #8 – NGC, #9 - CCC

3) It was decided to hold off the issuing of 1st Round Pairings & Schedule pending determination of the teams and position round proposal votes.

4) "The Library dates were ratified - 9/15, 9/29, 10/13, 10/27, 11/10, 12/1 (2 additional dates were requested and paid for – the Library has given us \$50 credit toward next year)" Passed 6-0
No abstentions

5) The Treasurer's Financial Report from John Kingsley: The LIICL has a balance of \$63 in checking and \$502 in savings (we owe Pete Cullen a prize approx. \$50 and we have a \$50 debit from the Library)

6) "Dues will be kept at the current \$120/season" Passed 7-0 No abstentions

7) Bob Rizzo brought a signature card from the Bethpage Federal Credit Union so that the new officers (Romero, Pappaceno & Montenero) could be transferred to the account. BFCU needs a color copy of each officer's driver's license (to be emailed to Bob). Bob will deliver the card to the BFCU and John Kingsley will turn over the checkbook to Paul Montenero at round 1.

8) Proposal (M. Pappaceno): "Effective with this season, any player who has an over the board title of higher than U.S.C.F. National Master would be ineligible for any regular season and playoff matches. Any player who is a Senior Master, Fide Master, International Master or International Grandmaster would NOT be allowed to play in the league." Passed 5-2 No abstentions

9) Proposal (N. Panico): "I am curious as to why CCC got away with having Michael Dorsky being placed on board 3, with an EST rating of 1700 when his USCF is last listed at 1921?"

Article X - Rules and By-Laws

4) Board positions do have to reflect player strength. A player's board position will be dictated by league rating, where board one is the highest rated player and board four the lowest. A player does not have a provisional LIICL rating until four rated games are played. In lieu of LIICL ratings, USCF ratings will be used if available. The rating list will be updated at mid-season for use in determining board position for the second half of the season.

I recommend that a vote be taken place to have his rating updated at 1921 that way CCC can play in proper board order." Defeated 7-0 No abstentions

Counter Proposal: "No player may be assigned a rating lower than that player's normal USCF floor if an old USCF rating exists." Passed 7-0 No abstentions

10) Proposal (J. Dwulit): "Link request from Chesscircle.net

From: Robert Graham [mailto:robert@chesscircle.net]

Sent: Tuesday, July 25, 2006 12:21 PM

To: Jim Dwulit

Subject: Link request from Chesscircle.net

Greetings,

My name is Robert Graham and I am from <http://www.chesscircle.net>. While visiting your site I have noticed that you are collaborated with other chess sites and I wish to invite you to work with my website as well. If you can support chesscircle.net by adding a link to our site, I'll be happy to link back from our site. Please let me know your thoughts in the matter or if you have any questions. I'd also be happy to get your writing on my forum.

Kind regards, Robert Graham” Tabled – Counter Proposal: “Have each captain look at the site and determine if link is appropriate. Vote again on the evening of the first round of the regular season” Passed 7-0 No abstentions

11) Proposal (J. Hodos): “I think we have to modify our system. The "good" players are playing the "average" ones too often, and this is no fun for neither of them. How about splitting into two groups, the "upper" to include 5 best teams, and the "lower" - the other 5, playing the same 12 rounds (three times four). Each year the worst one from the "upper" group to be replaced by the best one from the other.” Tabled 7-0 No abstentions (Note that Paul Montenero has subsequently sent [a strawman for such a two-division structure](#) which is attached)

12) Proposal (L. Chipkin): “Restore the Game/5 sudden death tie-breaks for the playoffs.”
Defeated 5-1 1 abstention

13) Proposal (L. Chipkin): “Change position round pairing rules so as to preclude teams from playing each other so many times.” Tabled 7-0 No abstentions (until a determination of schedule can be made)

14) Proposal (R. Rizzo): “Reestablish consolation playoffs to determine complete order of finish.” Passed 7-0 No abstentions

15) Proposal (R. Rizzo): “Raise the number of appearances to qualify for the playoffs from one to three.” Defeated 5-2 No abstentions

The meeting ended at 1:32 PM

2006-2007 LIICL Regular Season Schedule, Rev. E 11/7/2006

Starting time for the regular season is 6:50 PM. Time control is game/85+5 or game/90.

Round	1	2	3	4	5	6	7	8	9	10	11	12
Date	15-Sep	29-Sep	13-Oct	27-Oct	10-Nov	01-Dec	05-Jan	19-Jan	02-Feb	09-Feb	23-Feb	09-Mar
Location	LIB	LIB	LIB	LIB	LIB	LIB	LIB	LIB	LIB	LIB	LIB	LIB
1 AluE	8 W	2 W	4 B	BYE	2 B D	9 B	3 B	5 W C	BYE	7 B D	6 W S	4 W
2 AluD	7 W C	1 B	3 W	9 W S	1 W	8 B	BYE	4 B D	5 B D	6 B	5 W	BYE
3 EDO	6 W	9 B D	2 B S	8 W	BYE	7 B	1 W C	BYE	8 B	5 B	4 W	7 W D
4 AluC	5 W	8 B S	1 W	7 W	BYE	6 B C	9 W D	2 W S	9 B	BYE	3 B	1 B
5 Hon/KSF	4 B S	7 B C	9 B	6 W	9 W	BYE	8 W	1 B	2 W S	3 W	2 B D	BYE
6 PRA	3 B	BYE	8 B	5 B C	7 B C	4 W D	BYE	9 W	7 W S	2 W	1 B	8 W
7 LSF	2 B	5 W	BYE	4 B D	6 W S	3 W	BYE	8 W	6 B	1 W	9 B C	3 B S
8 NGC	1 B D	4 W	6 W C	3 B	BYE	2 W	5 B	7 B	3 W	9 W S	BYE	6 B C
9 CCC	BYE	3 W	5 W D	2 B	5 B	1 W S	4 B	6 B	4 W C	8 B C	7 W	BYE
Playoffs:	Round 1: 23-Mar LIB		Quarters: 13-Apr LIB		Semis: 20-Apr LIB		Finals: 04-May LIB		Individual Final: 18-May LIB			
Events:	All-Star Match: TBD TBD				Charity Blitz: TBD TBD		GM Simul: TBD TBD		Awards Evening: 01-Jun LIB			
Key:	D = Director S = Secondary Director C = Coffee Duty				CCH = The Congregational Church of Huntington LIB = Huntington Library ENL = East Northport Library				W = White on Board 1 B = Black on Board 1 TBD = To Be Determined			

2006-2007 Playoff Ratings

Rating	by Name	Team	Rating	Name	by Team	by Rating	by Name	Team
1854	Alikakos, George	EDO	1639	Kingsley, John	ALC	2120	Berg, George	NGC
2120	Berg, George	NGC	1440	Mastandrea, Robert	ALC	2110	Pappaceno, Mike	PRA
1910	Bonfante, Charles	LSF	1435	Goldman, Mel	ALC	2102 /6	Pour, Darius	ALD
1601	Celaru, Adrian	ALE	1400 EST	Roman, C	ALC	2062	Chipkin, Len	EDO
1843	Celauro Sal	LSF	1332	Watnick, Mel	ALC	2029 USCF	Rabin, Evan	PRA
2062	Chipkin, Len	EDO	1289	Loshin, Al	ALC	2024	Panico, Nick III	PRA
1140	Cretaro, Tony	CCC	2102 /6	Pour, Darius	ALD	2020	Leone, Dave	LSF
1486 /8	DePrisco, William	ALD	1720	Frohreich, Frank	ALD	1990	Romero, Steve	EDO
1834	Dorsky Michael	CCC	1622	Rusch, Ed	ALD	1980	Rizzo, Robert	NGC
1967	Dwulit, James	PRA	1579	Shattuck, John	ALD	1967	Dwulit, James	PRA
1180 EST	Finnegan, Mike	LSF	1486 /8	DePrisco, William	ALD	1938	Wisbauer, Robert	PRA
1720	Frohreich, Frank	ALD	1354	Hartten, Ed	ALD	1919	Wilkie, Clayton	NGC
1435	Goldman, Mel	ALC	1903	Hodos, Julian	ALE	1918	Panico, Danny	PRA
1404	Goldstein, Carrie	IND	1719 /10	Schilling, Pete	ALE	1915	Lamb, Terry	CCC
1528	Greenwald, Justin	LSF	1601	Celaru, Adrian	ALE	1910	Bonfante, Charles	LSF
1354	Hartten, Ed	ALD	1405	Thomas, Walter	ALE	1903	Hodos, Julian	ALE
1903	Hodos, Julian	ALE	1915	Lamb, Terry	CCC	1854	Alikakos, George	EDO
1801	Hom, Dennis	PRA	1840	Viale, Richard	CCC	1846 /8	Lustig, Darren	IND
1645	Insogna, Matt	HON	1834	Dorsky Michael	CCC	1843	Celauro Sal	LSF
UNR /1	Kelly, Dave	IND	1697	Montenero, Paul J	CCC	1840	Viale, Richard	CCC
1639	Kingsley, John	ALC	1492	Proffman, Paul	CCC	1834	Dorsky Michael	CCC
1664 USCF	Kubelle, Matt	IND	1423	Warnock, Andy	CCC	1812	Marley, Ken T	NGC
1915	Lamb, Terry	CCC	1140	Cretaro, Tony	CCC	1809	Solomon, Steve	HON
2020	Leone, Dave	LSF	2062	Chipkin, Len	EDO	1801	Hom, Dennis	PRA
1289	Loshin, Al	ALC	1990	Romero, Steve	EDO	1801	Sommese, Anthony	PRA
1846 /8	Lustig, Darren	IND	1854	Alikakos, George	EDO	1755	Muttreja, Suresh	HON
1812	Marley, Ken T	NGC	1633	Spreckles, Charles	EDO	1755	Standing, Robert	LSF
1440	Mastandrea, Robert	ALC	1809	Solomon, Steve	HON	1720	Frohreich, Frank	ALD
1697	Montenero, Paul J	CCC	1755	Muttreja, Suresh	HON	1719 /10	Schilling, Pete	ALE
1755	Muttreja, Suresh	HON	1645	Insogna, Matt	HON	1697	Montenero, Paul J	CCC
1632	Ogen, Tom	HON	1632	Ogen, Tom	HON	1680	Wu, Danny	NGC
1918	Panico, Danny	PRA	1846 /8	Lustig, Darren	IND	1664 USCF	Kubelle, Matt	IND
2024	Panico, Nick III	PRA	1664 USCF	Kubelle, Matt	IND	1645	Insogna, Matt	HON
2110	Pappaceno, Mike	PRA	1626 USCF	Soto, Jorge	IND	1639	Kingsley, John	ALC
2102 /6	Pour, Darius	ALD	1404	Goldstein, Carrie	IND	1633	Spreckles, Charles	EDO
1492	Proffman, Paul	CCC	UNR /1	Kelly, Dave	IND	1632	Ogen, Tom	HON
2029 USCF	Rabin, Evan	PRA	2020	Leone, Dave	LSF	1626 USCF	Soto, Jorge	IND
1980	Rizzo, Robert	NGC	1910	Bonfante, Charles	LSF	1622	Rusch, Ed	ALD
1400 EST	Roman, C	ALC	1843	Celauro Sal	LSF	1620	Willmott, Paul	LSF
1990	Romero, Steve	EDO	1755	Standing, Robert	LSF	1601	Celaru, Adrian	ALE
1622	Rusch, Ed	ALD	1620	Willmott, Paul	LSF	1579	Shattuck, John	ALD
1719 /10	Schilling, Pete	ALE	1528	Greenwald, Justin	LSF	1528	Greenwald, Justin	LSF
1579	Shattuck, John	ALD	1180 EST	Finnegan, Mike	LSF	1492	Proffman, Paul	CCC
1809	Solomon, Steve	HON	2120	Berg, George	NGC	1486 /8	DePrisco, William	ALD
1801	Sommese, Anthony	PRA	1980	Rizzo, Robert	NGC	1440	Mastandrea, Robert	ALC
1626 USCF	Soto, Jorge	IND	1919	Wilkie, Clayton	NGC	1435	Goldman, Mel	ALC
1633	Spreckles, Charles	EDO	1812	Marley, Ken T	NGC	1423	Warnock, Andy	CCC
1755	Standing, Robert	LSF	1680	Wu, Danny	NGC	1405	Thomas, Walter	ALE
1405	Thomas, Walter	ALE	2110	Pappaceno, Mike	PRA	1404	Goldstein, Carrie	IND
1840	Viale, Richard	CCC	2029 USCF	Rabin, Evan	PRA	1400 EST	Roman, C	ALC
1423	Warnock, Andy	CCC	2024	Panico, Nick III	PRA	1354	Hartten, Ed	ALD

1332	Watnick, Mel	ALC	1967	Dwulit, James	PRA	1332		Watnick, Mel	ALC
1919	Wilkie, Clayton	NGC	1938	Wisbauer, Robert	PRA	1289		Loshin, Al	ALC
1620	Willmott, Paul	LSF	1918	Panico, Danny	PRA	1180	EST	Finnegan, Mike	LSF
1938	Wisbauer, Robert	PRA	1801	Hom, Dennis	PRA	1140		Cretaro, Tony	CCC
1680	Wu, Danny	NGC	1801	Sommese, Anthony	PRA	UNR	/1	Kelly, Dave	IND

LIICL 2006-2007 Final Individual Class Standings

Rating	Name	Team	Regular Season							Playoff & Individual				Non-Scheduled			
			PPR	G	W	L	D	Bye	G	W	L	D	G	W	L	D	
Class A																	
1980	Rizzo, Robert	NGC	4.20	9	7	0	2	2	0	0	0	0	0	0	0	0	0
1990	Romero, Steve	EDO	4.20	10	6	0	4	2	0	0	0	0	0	1	1	0	0
2020	Leone, Dave	LSF	4.00	10	5	0	5	2	0	0	0	0	0	1	1	0	0
2024	Panico, Nick III	PRA	3.80	8	7	1	0	2	0	0	0	0	0	0	0	0	0
2110	Pappaceno, Mike	PRA	3.60	9	5	1	3	2	0	0	0	0	0	0	0	0	0
2120	Berg, George	NGC	3.20	10	5	4	1	2	0	0	0	0	0	0	0	0	0
1967	Dwulit, James	PRA	3.20	6	5	0	1	2	0	0	0	0	0	0	0	0	0
1910	Bonfante, Charles	LSF	3.00	7	5	2	0	2	0	0	0	0	0	0	0	0	0
1919	Wilkie, Clayton	NGC	2.80	10	4	5	1	2	0	0	0	0	0	0	0	0	0
2102	/6 Pour, Darius	ALD	2.60	5	4	1	0	2	0	0	0	0	0	0	0	0	0
1903	Hodos, Julian	ALE	2.60	8	3	3	2	2	0	0	0	0	0	0	0	0	0
2062	Chipkin, Len	EDO	2.40	6	3	2	1	2	0	0	0	0	0	0	0	0	0
2029	USCF Rabin, Evan	PRA	1.40	1	1	0	0	2	0	0	0	0	0	0	0	0	0
1938	Wisbauer, Robert	PRA	1.40	1	1	0	0	2	0	0	0	0	0	0	0	0	0
1918	Panico, Danny	PRA	1.00	1	0	1	0	2	0	0	0	0	0	0	0	0	0
Class B																	
1755	Standing, Robert	LSF	3.80	8	7	1	0	2	0	0	0	0	0	4	1	3	0
1843	Celauro Sal	LSF	3.20	10	5	4	1	2	0	0	0	0	0	2	1	1	0
1854	Alikakos, George	EDO	3.20	10	5	4	1	2	0	0	0	0	0	0	0	0	0
1812	Marley, Ken T	NGC	3.20	8	5	2	1	2	0	0	0	0	0	0	0	0	0
1840	Viale, Richard	CCC	3.00	10	5	5	0	2	0	0	0	0	0	0	0	0	0
1755	Muttreja, Suresh	HON	3.00	10	5	5	0	2	0	0	0	0	0	0	0	0	0
1697	Montenero, Paul J	CCC	3.00	6	5	1	0	2	0	0	0	0	0	3	0	3	0
1834	Dorsky Michael	CCC	2.80	8	4	3	1	2	0	0	0	0	0	0	0	0	0
1720	Frohreich, Frank	ALD	2.80	10	2	3	5	2	0	0	0	0	0	0	0	0	0
1801	Sommese, Anthony	PRA	2.40	6	3	2	1	2	0	0	0	0	0	1	1	0	0
1915	Lamb, Terry	CCC	2.00	5	2	2	1	2	0	0	0	0	0	0	0	0	0
1801	Hom, Dennis	PRA	1.80	7	1	4	2	2	0	0	0	0	0	0	0	0	0
1809	Solomon, Steve	HON	1.20	2	0	1	1	2	0	0	0	0	0	0	0	0	0
1846	/8 Lustig, Darren	IND	1.00	0	0	0	0	2	0	0	0	0	0	2	2	0	0
Class C																	
1645	Insogna, Matt	HON	3.60	9	6	2	1	2	0	0	0	0	0	0	0	0	0
1579	Shattuck, John	ALD	3.00	9	5	4	0	2	0	0	0	0	0	1	0	1	0
1633	Spreckles, Charles	EDO	2.80	7	4	2	1	2	0	0	0	0	0	0	0	0	0
1719	/10 Schilling, Pete	ALE	2.60	9	4	5	0	2	0	0	0	0	0	0	0	0	0
1632	Ogen, Tom	HON	2.60	10	3	5	2	2	0	0	0	0	0	0	0	0	0
1601	Celaru, Adrian	ALE	2.40	9	2	4	3	2	0	0	0	0	0	0	0	0	0
1680	Wu, Danny	NGC	2.20	3	3	0	0	2	0	0	0	0	0	0	0	0	0
1639	Kingsley, John	ALC	2.00	8	2	5	1	2	0	0	0	0	0	2	2	0	0

1622		Rusch, Ed	ALD	2.00	9	2	6	1	2	0	0	0	0	2	2	0	0
1664	USCF	Kubelle, Matt	IND	1.00	0	0	0	0	2	0	0	0	0	1	0	1	0
1620		Willmott, Paul	LSF	1.00	1	0	1	0	2	0	0	0	0	0	0	0	0
1626	USCF	Soto, Jorge	IND	1.00	0	0	0	0	2	0	0	0	0	2	1	1	0
1486	/8	DePrisco, William	ALD	1.00	2	0	2	0	2	0	0	0	0	0	0	0	0

Class D

1405		Thomas, Walter	ALE	2.80	10	4	5	1	2	0	0	0	0	0	0	0	0
1492		Proffman, Paul	CCC	2.40	5	3	1	1	2	0	0	0	0	0	0	0	0
1423		Warnock, Andy	CCC	1.80	3	1	0	2	2	0	0	0	0	0	0	0	0
1528		Greenwald, Justin	LSF	1.40	2	1	1	0	2	0	0	0	0	4	3	1	0
1435		Goldman, Mel	ALC	1.40	9	0	7	2	2	0	0	0	0	1	0	1	0
1440		Mastandrea, Robert	ALC	1.40	9	1	8	0	2	0	0	0	0	3	3	0	0
1180	EST	Finnegan, Mike	LSF	1.40	1	1	0	0	2	0	0	0	0	0	0	0	0
1140		Cretaro, Tony	CCC	1.40	3	1	2	0	2	0	0	0	0	0	0	0	0
1332		Watnick, Mel	ALC	1.20	9	0	8	1	2	0	0	0	0	2	1	1	0
UNR	/1	Kelly, Dave	IND	1.00	0	0	0	0	2	0	0	0	0	1	0	1	0
1404		Goldstein, Carrie	IND	1.00	0	0	0	0	2	0	0	0	0	1	0	1	0
1400	EST	Roman, C	ALC	1.00	1	0	1	0	2	0	0	0	0	0	0	0	0
1354		Hartten, Ed	ALD	1.00	3	0	3	0	2	0	0	0	0	6	1	5	0
1289		Loshin, Al	ALC	1.00	3	0	3	0	2	0	0	0	0	0	0	0	0

[Round 1 September 15 2006](#)

[Round 2 September 29, 2006](#)

[Round 3 October 13, 2006](#)

[Round 4 October 27, 2006](#)

[Round 5 November 10 ,2006](#)

[Round 6 December 1, 2006](#)

[Round 7 January 5, 2007](#)

[Round 8 January 19, 2007](#)

[Round 9 February 2, 2007](#)

[Round 10 February 9, 2007](#)

[Round 11 February 23, 2007](#)

[Round 12 March 9, 2007](#)

PLAYOFFS!

[The brackets](#)

[INDY](#)

[Tie Break Chart](#)

[Rd 1 March 23](#)

[Rd2 April 13](#)

[Rd3 April 20](#)

[Rd4 May 4](#)

[Rd 5 May 18](#)

[Speed Tourney](#)

[Election Results](#)

[EBoard Minutes March 31](#)

[Eboard Minutes](#)

[E Board minutes of May 19,2001](#)

[minutes of meeting 8.25.01](#)

[minutes of the meeting 24 Aug 2002.](#)

[minutes of meeting 22 August 2003](#)

[League Directory](#)

[Life time LIICL](#) statistics compiled by Bob Rizzo in pdf format Click here for a [pdf viewer](#)

[Contact the LIICL by email](#)

[Constitution of the LIICL](#)

[Directions to the Huntington Library \(our current playing site\)](#)

[Directions to the Congregational Church of Huntington](#)

[Directions to the East Northport Library](#)

[East Northport Library Rules and Regulations](#)

The chess links page of the LIICL.

Here are some useful chess links. They contain links to other chess sites as well. The New in Chess site itself has 1900 chess links. If you know of others that should be here email them to liicl@yahoo.com.

[USCF](#)

[FIDE](#)

[Russian Chess](#)

[This Week In Chess](#)

[New in Chess](#)

[Chess is Fun](#) - Jon Edwards Chess page

[Internet Chess Club](#)

[Chess Express](#)

[Chess Base](#)

[The Chess Portal](#)

Browser Upgrade Needed!

This site makes use of Java 1.1 which is supported in **Netscape Navigator 4.06** (and above) and **Microsoft Internet Explorer 4.0** (and above). Click on a browser logo below to upgrade.

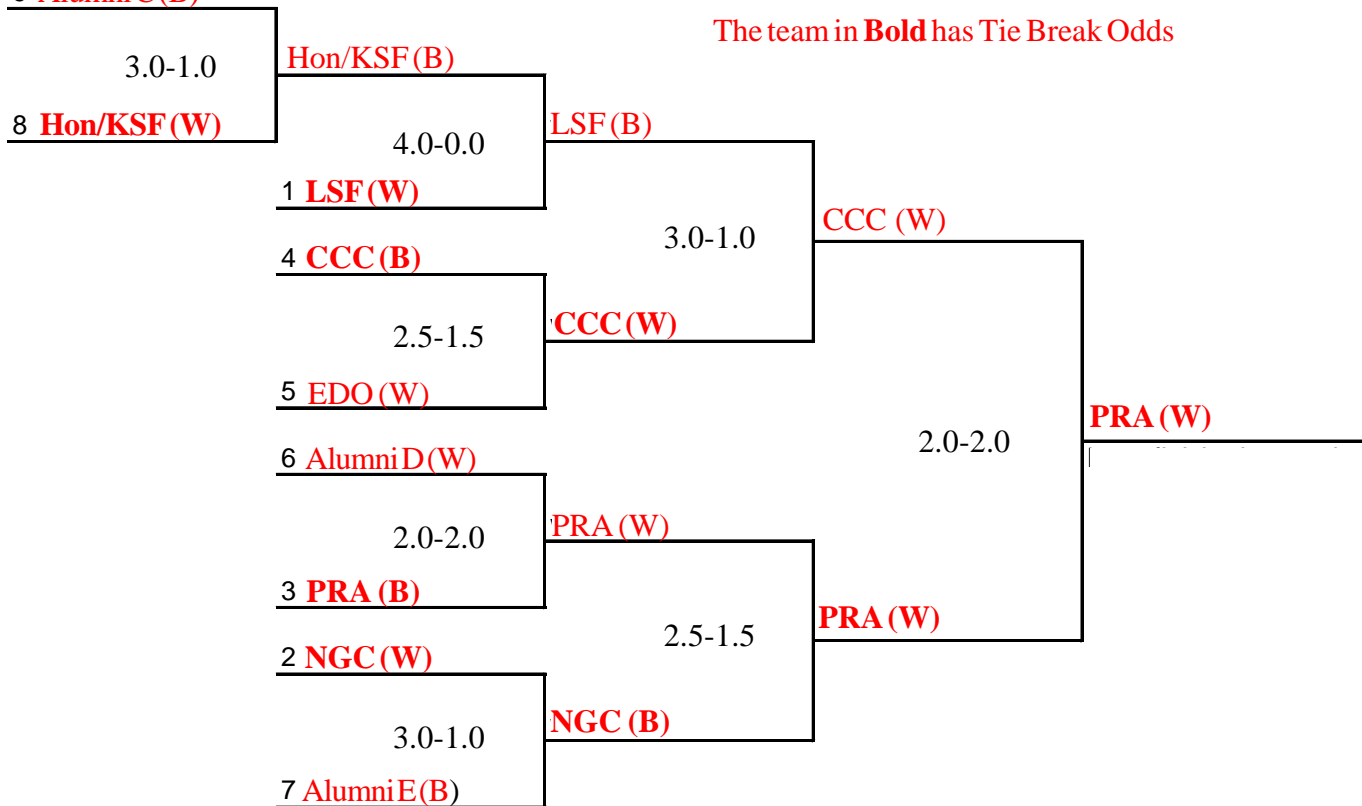
Your copy of Microsoft Internet Explorer does not have java enabled (even though you may have a sufficient version). Get your Java VM [here](#).



2006-2007 LIICL Playoff Brackets

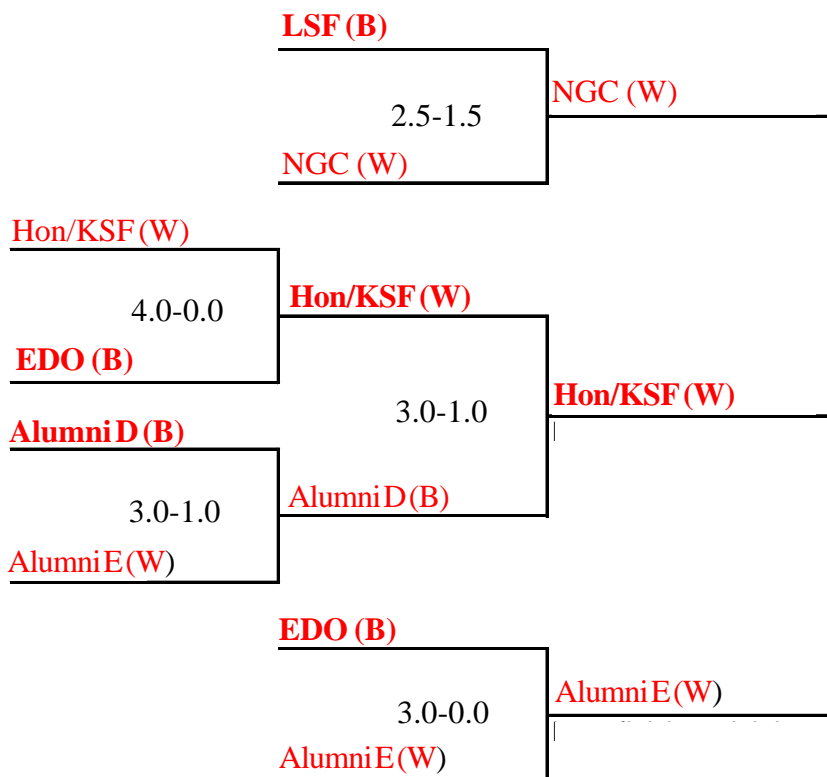
Round 1 - March 23 Round 2 - April 13 Round 3 - April 20 Round 4 - May 4

9 **AlumniC(B)**



Complete Bracketology

As promised in a prior newsletter, we have attempted to clear up the complexities of the amended LIICL playoff system. As the brackets on this page shows, each match to be played has been assigned a letter. In round 1, match "P" will pit the eighth and ninth place finishers in the play-in contest to enter the quarterfinals. The winner advances to match "A" and the loser is now free to enter the Individual Tournament which is held concurrently with the playoff rounds. In round 2 the four quarterfinal ("A", "B", "C" and "D") matches will be held. The four winners advance to the semis in matches "E" and "F". The four losing teams will play in the bottom brackets shows as matches "H" and "I". In the semifinals, round 3, the winners of "E" and "F" will advance to match "G", for the Championship. The losers will then play each other in match "J" for third place overall. The winners of matches "H" and "I" will face each other in match "K" on finals night (round 4) with the winner taking fifth place. The losers of matches "H" and "I" will play in match "L" for seventh place. As always, those players who are alternates for their teams and are not participating in the team matches, may sign up for the Individual Swiss Tournament. All games in match play will double as Individual contest games. Round 5 is the Individual Swiss final round and all players who show will be paired per Swiss tournament rules.



2007 LIICL INDIVIDUAL SWISS

#	Name	Rtng	Rd 1	Rd 2	Rd 3	Rd 4	Tot	TB1	TB2	TB3
1	Dave Leone	2020	W32	W9	D24	D8	3.0	8.5	8.5	20.5
2	Nick III Panico	2024	W30	L22	W38	W5	3.0	7.5	7.0	20.0
3	Ken Marley	1812	D31	W34	W26	D30	3.0	6.5	7.5	15.5
4	Suresh Muttreja	1755	W25	L17	B---	W22	3.0	6.5	6.0	14.5
5	Rich Viale	1840	W45	W40	W23	L2	3.0	6.0	9.0	17.0
6	Jorge Soto	1626	H---	W32	W19	H---	3.0	3.5	6.5	8.5
7	Matt Insogna	1645	W43	L23	B---	W37	3.0	3.5	6.0	10.0
8	George Berg	2120	D26	W14	D31	D1	2.5	9.0	6.5	22.5
9	Steve Solomon	1809	W33	L1	W10	H---	2.5	7.0	6.0	19.5
10	Steve Romero	1990	W22	W24	L9	H---	2.5	6.5	7.0	17.0
11	Mike Dorsky	1834	H---	D27	W30	D15	2.5	6.0	5.5	15.0
12	Clay Wilkie	1919	H---	W41	L13	W23	2.5	5.5	5.5	16.5
13	Dennis Hom	1801	H---	W37	W12	L32	2.5	5.0	6.5	10.0
14	Julian Hodos	1903	H---	L8	W28	W40	2.5	5.0	4.5	13.0
15	Jim Dwulit	1967	H---	W25	H---	D11	2.5	4.5	5.5	9.0
16	Kolman Turiy	1816	W35	W43	H---	L25	2.5	4.0	7.5	7.0
17	Charlie Bonfante	1910	H---	W4	H---	D38	2.5	3.5	5.5	8.5
18	Pete Schilling	1719	H---	W38	L22	W43	2.5	3.5	5.5	8.5
19	Mel Watnick	1332	X---	W45	L6	H---	2.5	3.0	6.0	7.5
20	Tom Ogen	1632	H---	L30	B---	W39	2.5	2.5	3.5	5.5
21	Darius Pour	2102	H---	W31	H---	H---	2.5	1.5	5.0	3.5
22	Ed Rusch	1622	L10	W2	W18	L4	2.0	10.5	5.0	26.5
23	Sal Celauro	1843	W39	W7	L5	L12	2.0	9.0	7.0	23.0
24	Terry Lamb	1915	W37	L10	D1	D31	2.0	8.0	5.5	21.5
25	Mel Goldman	1435	L4	L15	W45	W16	2.0	7.5	3.0	20.5
26	Tony Sommese	1801	D8	W39	L3	H---	2.0	6.5	5.0	16.0
27	Charles Spreckles	1633	H---	D11	H---	H---	2.0	2.5	3.5	6.0
28	Frank Frohreich	1720	H---	H---	L14	B---	2.0	2.5	2.5	5.0
29	Mike Finnegan	1180	H---	H---	D35	H---	2.0	1.5	3.5	3.0
30	Robert Standing	1755	L2	W20	L11	D3	1.5	10.5	3.5	24.5
31	Mike Pappaceno	2110	D3	L21	D8	D24	1.5	10.0	3.5	26.0
32	Paul J Montenero	1697	L1	L6	H---	W13	1.5	8.5	1.5	23.0
33	John Kingsley	1639	L9	H---	W36	L34	1.5	5.5	3.0	13.5
34	Walter Thomas	1405	H---	L3	L39	W33	1.5	5.5	2.5	13.0
35	Paul Proffman	1492	L16	H---	D29	H---	1.5	4.5	2.0	13.0
36	Andy Warnock	1423	H---	H---	L33	D44	1.5	3.5	3.0	4.0
37	John Shattuck	1579	L24	L13	W41	L7	1.0	8.0	2.0	21.0
38	Robert Rizzo	1980	H---	L18	L2	D17	1.0	8.0	2.0	19.5
39	Ed Hartten	1354	L23	L26	W34	L20	1.0	7.5	2.0	19.5
40	George Alikakos	1854	H---	L5	H---	L14	1.0	5.5	2.0	14.0
41	Adrian Celaru	1601	H---	L12	L37	H---	1.0	3.5	1.5	8.0
42	Al Loshin	1289	U---	U---	U---	W45	1.0	0.0	1.0	0.0

43	Robert Mastandrea	1440	L7	L16	H---	L18	0.5	7.5	0.5	20.0
44	Matt Kubelle	1664	U---	U---	U---	D36	0.5	1.5	0.5	4.0
45	Zack Montenero	unr.	L5	L19	L25	L42	0.0	9.5	0.0	19.5

Team Results - Round P1

23-Mar-07

HON/KSF			Alumni C
-			-
Solomon S	1.0	0.0	Kingsley J
Muttreja S	1.0	0.0	Goldman M
Insonga M	1.0	0.0	Mastandrea R
Forfeit	0.0	1.0	Watnick M
	3.0	1.0	

Individual Results - Round I1

23-Mar-07

White			Black
-			-
Berg G	0.5	0.5	Sommese A
Marley K	0.5	0.5	Pappaceno M
Panico N III	1.0	0.0	Standing R
Montenero PJ	0.0	1.0	Leone D
Romero S	1.0	0.0	Rusch E
Shattuck J	0.0	1.0	Lamb T
Turiy K	1.0	0.0	Proffman P
Hartten E	0.0	1.0	Celauro S
Viale R	1.0	0.0	Montenero Z

Team Results - Round P2

13-Apr-07

EDO			CCC			NGC			Alumni E
-			-			-			-
Romero S	1.0	0.0	Lamb T			Berg G	1.0	0.0	Hodos J
Alikakos G	0.0	1.0	Viale R			Rizzo R	0.0	1.0	Schilling P
Spreckles C	0.5	0.5	Dorsky M			Wilkie C	1.0	0.0	Celaru A
Forfeit	0.0	1.0	Montenero PJ			Marley K	1.0	0.0	Thomas W
	1.5	2.5					3.0	1.0	
Alumni D			PRA			LSF			HON/KSF
-			-			-			-
Pour D	1.0	0.0	Pappaceno M			Leone D	1.0	0.0	Solomon S
Rusch E	1.0	0.0	Panico N III			Bonfante C	1.0	0.0	Muttreja S
Shattuck J	0.0	1.0	Hom D			Celauro S	1.0	0.0	Insonga M
Hartten E	0.0	1.0	Sommese A			Standing R	1.0	0.0	Ogen T
	2.0	2.0					4.0	0.0	

Individual Results - Round I2

13-Apr-07

White			Black
-			-
Dwulit J	1.0	0.0	Goldman M
Mastandrea R	0.0	1.0	Turiy K
Soto J	1.0	0.0	Montenero PJ
Montenero Z	0.0	1.0	Watnick M

Team Results - Round P3

20-Apr-07

CCC			LSF			PRA			NGC		
-			-			-			-		
Lamb T	0.5	0.5	Leone D			Pappaceno M	0.5	0.5	Berg G		
Viale R	1.0	0.0	Celauro S			Panico N III	1.0	0.0	Rizzo R		
Dorsky M	1.0	0.0	Standing R			Hom D	1.0	0.0	Wilkie C		
Proffman P	0.5	0.5	Finnegan M			Sommese A	0.0	1.0	Marley K		
	3.0	1.0					2.5	1.5			
Alumni E			Alumni D			HON/KSF			EDO		
-			-			-			-		
Hodos J	1.0	0.0	Frohreich F			Solomon S	1.0	0.0	Romero S		
Schilling P	0.0	1.0	Rusch E			Muttreja S	1.0	0.0	Forfeit		
Celaru A	0.0	1.0	Shattuck J			Insonga M	1.0	0.0	Forfeit		
Thomas W	0.0	1.0	Hartten E			Ogen T	1.0	0.0	Forfeit		
	1.0	3.0					4.0	0.0			

Individual Results - Round I2

20-Apr-07

White			Black		
-			-		
Watnick M	0.0	1.0	Soto J		
Kingsley J	1.0	0.0	Warnock A		
Goldman M	1.0	0.0	Montenero Z		

Team Results - Round P4

4-May-07

PRA			CCC			NGC			LSF		
-			-			-			-		
Pappaceno M	0.5	0.5	Lamb T			Berg G	0.5	0.5	Leone D		
Panico N III	1.0	0.0	Viale R			Rizzo R	0.5	0.5	Bonfante C		
Dwulit J	0.5	0.5	Dorsky M			Wilkie C	1.0	0.0	Celauro S		
Hom D	0.0	1.0	Montenero PJ			Marley K	0.5	0.5	Standing R		
	2.0	2.0					2.5	1.5			
HON/KSF			Alumni D			Alumni E			EDO		
-			-			-			-		
Forfeit	0.0	1.0	Frohreich F			Hodos J	1.0	0.0	Alikakos G		
Muttreja S	1.0	0.0	Rusch E			Schilling P	1.0	0.0	Forfeit		
Insonga M	1.0	0.0	Shattuck J			Forfeit	0.0	0.0	Forfeit		
Ogen T	1.0	0.0	Hartten E			Thomas W	1.0	0.0	Forfeit		
	3.0	1.0					3.0	0.0			

Individual Results - Round I4

4-May-07

White			Black		
-			-		
Turiy K	0.0	1.0	Goldman M		
Warnock A	0.5	0.5	Kubelle M		
Kingsley J	0.0	1.0	Thomas W		
Mastandrea R	0.0	1.0	Schilling P		
Loshin A	1.0	0.0	Montenero Z		

2007 LIICL Speed Championship

#	Name	Start	Finish		Rd 1	Rd 2	Rd 3	Rd 4	Rd 5	Rd 6	Tot	TB1	TB2	TB3
		Rtnng	Rtnng	Rtnng										
1	Nick III Panico	2013	2061		\$31	\$14	\$4	\$3	\$6	\$9	12.0	40.0	42.0	143.01st
2	Mike Pappaceno	2110	2111		\$18	#7	#6	#5	\$4	W3	9.5	45.0	35.0	157.52nd
3	Darius Pour	1984	1992		W33	\$13	\$8	L1	\$7	W2	8.0	45.5	29.0	161.03rd
4	Dave Leone	1908	1924		\$24	\$12	L1	\$16	L2	\$17	8.0	44.5	30.0	160.0
5	Steve Romero	1877	1899		\$21	D8	\$19	D2	\$14	W11	8.0	39.0	29.0	144.0
6	Charles Bonfante	1872	1885		\$26	#19	D2	\$15	L1	#12	7.5	43.5	29.0	161.0
7	Rich Viale	1846	1867		\$28	D2	W15	\$12	L3	\$13	7.5	39.5	26.5	149.0
8	Sal Celauro	1815	1839		\$30	#5	L3	W11	W16	\$19	7.5	35.0	26.5	128.5
9	Ed Rusch	1725	1742		L12	W28	\$24	\$26	\$10	L1	7.0	37.5	23.0	135.5U1800
10	George Berg	1909	1878		\$27	W29	W16	W13	L9	\$21	7.0	33.0	26.0	118.0
11	Robert Rizzo	1943	1937		B---	B---	B---	W8	\$23	W5	7.0	20.5	20.0	70.5
12	John Daciuk	unr.	1812		\$9	L4	\$21	L7	\$15	D6	6.5	41.0	24.5	147.5
13	Jim Kolczynski	1793	1792		\$25	L3	\$17	W10	W19	L7	6.0	38.5	25.0	137.0
14	Clay Wilkie	1823	1795		\$22	L1	W26	\$28	L5	W16	6.0	38.5	23.0	138.5
15	George Alikakos	1723	1717		W17	\$32	W7	L6	L12	\$22	6.0	33.5	22.0	123.0
16	Frank Frohreich	1754	1755		W32	\$33	W10	L4	W8	W14	6.0	32.5	23.0	117.5
17	Bill DePrisco	1777	1750		W15	W18	L13	\$30	\$24	L4	6.0	32.5	21.0	110.5
18	Suresh Muttreja	1649	1642		L2	W17	L28	W25	\$30	\$27	6.0	29.5	14.0	99.5
19	Matt Insogna	1724	1721		\$23	D6	L5	\$27	W13	L8	5.5	38.0	22.5	137.5
20	Mel Goldman	1494	1487		L29	W31	W30	L23	#25	\$32	5.5	21.0	14.0	64.0U1600
21	Robert Standing	1554	1569		L5	\$30	L12	W22	\$28	L10	5.0	32.0	17.0	114.0
22	Robert Mastandrea	1489	1520		L14	W27	W31	W21	\$26	L15	5.0	28.5	16.0	99.0
23	Ed Hartten	1452	1468		L19	L26	\$32	\$20	L11	W24	5.0	26.0	15.0	92.0
24	Danny Wu	1544	1526		L4	#25	L9	\$32	L17	W23	4.5	31.5	14.5	107.0
25	John Kingsley	1452	1470		L13	D24	W27	W18	D20	#28	4.5	29.5	12.0	94.0
26	Charles Spreckles	1537	1522		L6	\$23	W14	L9	L22	W30	4.0	32.5	15.0	111.0
27	John Shattuck	1616	1562		L10	W22	W25	L19	\$32	L18	4.0	29.0	13.0	96.5
28	Pete Schilling	1534	1524		L7	W9	\$18	L14	L21	D25	3.5	36.0	13.5	115.5
29	Dennis Hom	1831	1839		\$20	W10	U---	U---	U---	U---	3.0	12.5	17.0	40.0
30	Mel Watnick	1478	1436		L8	L21	W20	L17	L18	W26	2.0	34.0	5.0	107.5
31	Terry Lamb	1622	1603		L1	W20	W22	U---	U---	U---	2.0	22.5	9.0	72.0
32	AI Loshin	1286	1259		W16	L15	L23	L24	L27	L20	1.0	31.0	6.0	101.5
33	Jim Dwulit	1667	1666		W3	L16	U---	U---	U---	U---	1.0	14.0	6.0	52.0

Election Results

LIICL Officers for 2007-2008

President	
Steve Romero	25
Terry Lamb	4
Tony Sommese	4
Tom Ogen	3
Treasurer	
Paul Montenero	36
Rules Director	
Mike Pappaceno	32
Bob Rizzo	4

LIICL Speed Ratings

17-Apr-04

Rating	Name	Team
1791	Alikakos G	AIL
1702	Anthony M	LSF
1866	Berg G	NG
1221	Bilkis S	Alu E
1835	Bonfante C	LSF
1568	Cecchini R	EDO
1700	Celaru A	Alu E
1932	Cohen N	Ind
1752 /7	Cranston T	Pho
1203	Cretaro A	CCC
1658	DiMaio J	LSF
1692	Dwulit J	Pho
1199	Giarrusso R	AIL
1452	Goldfarb S	Alu C
1534	Goldman M	Alu C
1519	Goldstein C	Alu E
1325	Giuliano P	
1542	Hartten E	Alu D
1907	Hodos J	Alu E
1784	Hom D	Pho
1666	Insogna M	Ade
1692	Jarosinski M	Alu C
1493	Kingsley J	Alu C
1824	Kolczynski J	LSF
1981	Leone D	LSF
1286	Loshin A	Alu C
1762	Mahoney K	NG
1733	Marley K T	NG
1471	Mastandrea R	Alu C
UNR	Montenero P	CCC
1689	Muttreja S	Ade

1617	Ogen T	Ade
2119	Panico N III	LIR
UNR	Proffman P	
UNR	Ragonnet A	CCC
UNR	Ragonnet P	CCC
1804	Rizzo R	NG
1829	Romero S	AIL
1573	Rusch E	Alu D
1582	Shattuck J	Alu D
1580	Sommese A	Pho
1686	Spinnato C	Alu D
1532	Spreckles C	AIL
1596	Standing R	LSF
1901	Turiy K	Ind
1655	Ulfers E	Alu D
1277	Union R	Ind
1813	Viale R	CCC
UNR	Vitelli R	NG
UNR	Warnock A	CCC
1822	Wilkie C	NG
1700 /14	Willmott P	LSF
1636	Wisbauer R	Pho
1544	Wu D	NG

Team Results - Round 1

15-Sep-06

Alumni D		LSF		Alumni E		NGC	
-		-		-		-	
Frohreich F	0.5	0.5	Leone D	Hodos J	0.0	1.0	Berg G
Rusch E	0.0	1.0	Bonfante C	Celaru A	0.0	1.0	Wilkie C
DePrisco W	0.0	1.0	Celauro S	Schilling P	0.0	1.0	Rizzo R
Hartten E	0.0	1.0	Standing R	Thomas W	0.0	1.0	Wu D
	0.5	3.5			0.0	4.0	
Alumni C		Honeywell/KSF		EDO		PRA	
-		-		-		-	
Goldman M	0.5	0.5	Solomon S	Chipkin L	1.0	0.0	Pappaceno M
Roman C	0.0	1.0	Muttreja S	Romero S	0.5	0.5	Dwulit J
Watnick M	0.0	1.0	Ogen T	Alikakos G	0.0	1.0	Hom D
Mastandrea R	0.0	1.0	Insogna M	Spreckles C	0.0	1.0	Sommese A
	0.5	3.5			1.5	2.5	

Individual Results - Round 1

15-Sep-06

White		Black	
-		-	
Goldstein C	0.0	1.0	Greenwald J

Team Results - Round 2

29-Sep-06

Alumni E		Alumni D		NGC		Alumni C	
-		-		-		-	
Hodos J	0.0 1.0	Pour D		Berg G	1.0 0.0	Kingsley J	
Celaru A	0.0 1.0	Frohreich F		Wilkie C	1.0 0.0	Goldman M	
Schilling P	0.0 1.0	Rusch E		Rizzo R	1.0 0.0	Watnick M	
Thomas W	0.0 1.0	Shattuck J		Wu D	1.0 0.0	Loshin A	
	0.0 4.0				4.0 0.0		
LSF		Honeywell/KSF		CCC		EDO	
-		-		-		-	
Leone D	1.0 0.0	Forfeit		Lamb T	0.0 1.0	Chipkin L	
Bonfante C	1.0 0.0	Muttreja S		Viale R	0.0 1.0	Romero S	
Celauro S	1.0 0.0	Ogen T		Dorsky M	1.0 0.0	Alikakos G	
Standing R	1.0 0.0	Insogna M		Proffman P	1.0 0.0	Forfeit	
	4.0 0.0				2.0 2.0		

Individual Results - Round 2

29-Sep-06

White		Black	
-		-	
Hartten E	0.0 1.0	Greenwald J	
Mastandrea R	1.0 0.0	Kelly D	
Kubelle M	0.0 1.0	Soto J	

Team Results - Round 3

13-Oct-06

Alumni C			Alumni E			NGC			PRA		
-			-			-			-		
Kingsley J	0.0	1.0	Hodos J			Berg G	0.5	0.5	Pappaceno M		
Goldman M	0.0	1.0	Celaru A			Wilkie C	0.0	1.0	Dwulit J		
Mastandrea R	0.0	1.0	Schilling P			Rizzo R	1.0	0.0	Hom D		
Loshin A	0.0	1.0	Thomas W			Marley K	1.0	0.0	Sommese A		
	0.0	4.0					2.5	1.5			
CCC			Honeywell/KSF			Alumni D			EDO		
-			-			-			-		
Viale R	1.0	0.0	Forfeit			Pour D	1.0	0.0	Chipkin L		
Dorsky M	0.0	1.0	Muttreja S			Frohreich F	0.5	0.5	Romero S		
Montenero P	0.0	1.0	Ogen T			Shattuck J	0.0	1.0	Alikakos G		
Cretaro A	1.0	0.0	Forfeit			Harrten E	0.0	1.0	Spreckles C		
	2.0	2.0					1.5	2.5			

Individual Results - Round 3

13-Oct-06

White			Black		
-			-		
Soto J	0.0	1.0	Celauro S		
Leone D	1.0	0.0	Standing R		
Watnick M	0.0	1.0	Greenwald J		

Team Results - Round 4

27-Oct-06

Alumni C		LSF		EDO		NGC	
-		-		-		-	
Kingsley J	0.0 1.0	Leone D		Chipkin L	1.0 0.0	Berg G	
Goldman M	0.0 1.0	Bonfante C		Romero S	0.5 0.5	Wilkie C	
Mastandrea R	0.0 1.0	Celauro S		Alikakos G	0.0 1.0	Rizzo R	
Watnick M	0.0 1.0	Greenwald J		Spreckles C	0.0 1.0	Marley K	
	0.0 4.0				1.5 2.5		
Alumni D		CCC		Honeywell/KSF		PRA	
-		-		-		-	
Pour D	1.0 0.0	Viale R		Solomon S	0.0 1.0	Pappaceno M	
Frohreich F	0.5 0.5	Dorsky M		Muttreja S	0.0 1.0	Panico N III	
Rusch E	0.0 1.0	Montenero P		Ogen T	0.0 1.0	Dwulit J	
Shattuck J	1.0 0.0	Cretaro A		Insogna M	1.0 0.0	Hom D	
	2.5 1.5				1.0 3.0		

Individual Results - Round 4

27-Oct-06

White		Black	
-		-	
Standing R	0.0 1.0	Sommese A	
Listig D	1.0 0.0	Harrten E	

Team Results - Round 5

10-Nov-06

Honeywell/KSF			CCC			LSF			PRA
-			-			-			-
Forfeit	0.0	1.0	Viale R			Leone D	0.5	0.5	Pappaceno M
Muttreja S	0.0	1.0	Dorsky M			Bonfante C	1.0	0.0	Panico N III
Ogen T	0.5	0.5	Proffman P			Celauro S	1.0	0.0	Hom D
Insogna M	1.0	0.0	Cretaro A			Greenwald J	0.0	1.0	Sommese A
	1.5	2.5					2.5	1.5	

Alumni D			Alumni E			Individual Results - Round 5			
-			-			10-Nov-06			
Pour D	1.0	0.0	Forfeit			White			Black
Frohreich F	0.5	0.5	Celaru A			-			-
Rusch E	0.0	1.0	Schilling P			Lustig D	1.0	0.0	Standing R
Shattuck J	0.0	1.0	Thomas W			Goldman M	0.0	1.0	Kingsley J
	1.5	2.5				Hartten E	0.0	1.0	Mastandrea R
						Romero S	1.0	0.0	Montenero PJ

Team Results - Round 6

1-Dec-06

LSF			EDO		PRA			Alumni C
-			-		-			-
Leone D	1.0	0.0	Forfeit		Pappaceno M	1.0	0.0	Goldman M
Bonfante C	0.0	1.0	Romero S		Panico N III	1.0	0.0	Mastandrea R
Celauro S	0.0	1.0	Alikakos G		Wisbauer R	1.0	0.0	Watnick M
Standing R	1.0	0.0	Forfeit		Dwulit J	1.0	0.0	Loshin A
	2.0	2.0				4.0	0.0	
CCC			Alumni E		NGC			Alumni D
-			-		-			-
Viale R	1.0	0.0	Forfeit		Berg G	1.0	0.0	Pour D
Montenero P	1.0	0.0	Forfeit		Wilkie C	1.0	0.0	Frohreich F
Proffman P	1.0	0.0	Forfeit		Rizzo R	1.0	0.0	Rusch E
Warnock A	0.5	0.5	Thomas W		Marley K	1.0	0.0	Shattuck J
	3.5	0.5				4.0	0.0	

Individual Results - Round 5

1-Dec-06

White			Black
-			-
Kingsley J	1.0	0.0	Hartten E

Team Results - Round 7**5-Jan-07****EDO**

-		
Chipkin L	0.5	0.5
Romero S	1.0	0.0
Alikakos G	1.0	0.0
Spreckles C	1.0	0.0
	3.5	0.5

Alumni E

-
Hodos J
Schilling P
Celaru A
Thomas W

Alumni C

-		
Kingsley J	1.0	0.0
Mastandrea R	0.0	1.0
Watnick M	0.0	1.0
Forfeit	0.0	1.0
	1.0	3.0

CCC

-
Dorsky M
Viale R
Proffman P
Warnock A

HON/KSF

-		
Forfeit	0.0	1.0
Muttreja S	0.0	1.0
Ogen T	0.0	1.0
Insonga M	0.0	1.0
	0.0	4.0

NGC

-
Berg G
Wilkie C
Rizzo R
Marley K

Individual Results - Round 7**5-Jan-07****White**

-		
Hartten E	0.0	1.0
Celauro S	0.0	1.0
Standing R	1.0	0.0

Black

-
Rusch E
Greenwald J
Montenero P

Team Results - Round 8
19-Jan-07

Alumni E			HON/KSF		PRA			CCC
-			-		-			-
Hodos J	1.0	0.0	Forfeit		Pappaceno M	1.0	0.0	Lamb T
Schilling P	0.0	1.0	Muttreja S		Panico N III	1.0	0.0	Dorsky M
Celaru A	0.5	0.5	Ogen T		Dwulit J	1.0	0.0	Viale R
Thomas W	0.0	1.0	Insonga M		Sommese A	0.0	1.0	Montenero P
	1.5	2.5				3.0	1.0	
Alumni C			Alumni D		LSF			NGC
-			-		-			-
Kingsley J	0.5	0.5	Frohreich F		Leone D	1.0	0.0	Berg G
Goldman M	0.5	0.5	Rusch E		Bonfante C	1.0	0.0	Wilkie C
Mastandrea R	1.0	0.0	DePrisco W		Celauro S	0.0	1.0	Rizzo R
Watnick M	0.0	1.0	Shattuck J		Standing R	1.0	0.0	Marley K
	2.0	2.0				3.0	1.0	

Team Results - Round 9

2-Feb-07

NGC			EDO			CCC			Alumni C
-			-			-			-
Berg G	1.0	0.0	Chipkin L			Lamb T	1.0	0.0	Kingsley J
Wilkie C	0.0	1.0	Romero S			Viale R	1.0	0.0	Goldman M
Rizzo R	0.5	0.5	Alikakos G			Montenero P	1.0	0.0	Mastandrea R
Marley K	0.0	1.0	Spreckles C			Warnock A	0.5	0.5	Watnick M
	1.5	2.5					3.5	0.5	
HON/KSF			Alumni D			PRA			LSF
-			-			-			-
Forfeit	0.0	0.0	Forfeit			Pappaceno M	0.5	0.5	Leone D
Muttreja S	1.0	0.0	Frohreich F			Panico N III	1.0	0.0	Celauro S
Ogen T	0.0	1.0	Rusch E			Panico D	0.0	1.0	Standing R
Insonga M	1.0	0.0	Shattuck J			Sommese A	1.0	0.0	Forfeit
	2.0	1.0					2.5	1.5	

Team Results - Round 10

9-Feb-07

NGC			CCC			LSF			Alumni E
-			-			-			-
Berg G	0.0	1.0	Lamb T			Leone D	0.5	0.5	Hodos J
Wilkie C	0.0	1.0	Dorsky M			Bonfante C	0.0	1.0	Schilling P
Marley K	1.0	0.0	Viale R			Celauro S	1.0	0.0	Celaru A
Wu D	1.0	0.0	Proffman P			Standing R	1.0	0.0	Thomas W
	2.0	2.0					2.5	1.5	
HON/KSF			EDO			PRA			Alumni D
-			-			-			-
Forfeit	0.0	0.0	Forfeit			Pappaceno M	1.0	0.0	Forfeit
Muttreja S	0.0	1.0	Romero S			Panico N III	1.0	0.0	Frohreich F
Ogen T	1.0	0.0	Alikakos G			Dwulit J	1.0	0.0	Rusch E
Insonga M	0.5	0.5	Spreckles C			Hom D	0.0	1.0	Shattuck J
	1.5	1.5					3.0	1.0	

Individual Results - Round 10

9-Feb-07

White			Black
-			-
Mastandrea R	1.0	0.0	Watnick M

Team Results - Round 11

23-Feb-07

CCC		LSF	Alumni E	PRA
-		-	-	-
Lamb T	0.5	0.5	Hodos J	0.0 1.0
Dorsky M	1.0	0.0	Schilling P	0.0 1.0
Viale R	0.0	1.0	Celaru A	0.5 0.5
Montenero P	1.0	0.0	Thomas W	1.0 0.0
	2.5	1.5		1.5 2.5
Alumni D		HON/KSF	EDO	Alumni C
-		-	-	-
Frohreich F	1.0	0.0	Forfeit	0.0 1.0
Rusch E	0.0	1.0	Romero S	1.0 0.0
Shattuck J	1.0	0.0	Alikakos G	1.0 0.0
Hartten E	0.0	1.0	Spreckles C	1.0 0.0
	2.0	2.0		3.0 1.0

Team Results - Round 12

9-Mar-07

EDO			LSF			PRA			NGC
-			-			-			-
Forfeit	0.0	1.0	Leone D			Panico N III	1.0	0.0	Berg G
Romero S	0.5	0.5	Celauro S			Rabin E	1.0	0.0	Wilkie C
Alikakos G	1.0	0.0	Standing R			Hom D	0.5	0.5	Rizzo R
Forfeit	0.0	1.0	Finnegan M			Sommese A	0.5	0.5	Marley K
	1.5	2.5					3.0	1.0	

Alumni E			Alumni C
-			-
Hodos J	1.0	0.0	Kingsley J
Schilling P	1.0	0.0	Goldman M
Celaru A	1.0	0.0	Mastandrea R
Thomas W	1.0	0.0	Watnick M
	4.0	0.0	

Individual Results - Round 12

9-Mar-07

White			Black
-			-
Hartten E	1.0	0.0	Shattuck J
Rusch E	1.0	0.0	Montenero PJ

Minutes of the LIICL Executive Board Meeting

March 31, 2001

Huntington Library

The meeting was called to order at 12:00 PM. A quorum was present: AIL: Steve Romero, Alumni D: Ed Rusch, Clear-Cut Computing: Paul Ragonnet, Veeco: Seymour Bilkis, Photon: Tony Sommese, Northrop Grumman: George Berg. Subsequent attendees: Alumni C: John Kingsley, LSF: Dave Leone
Absent: Ademco: Tom Ogen

1) Motion: "To count the Cecchini-Insogna game as a double-forfeit. To make Cecchini eligible for the playoffs based upon original desire to play on the regularly scheduled Wednesday for round 11." Passed 5 for, 0 against, 1 abstain

2) Determination of the Playoff seedings.

Round 1: AIL (W) vs. CCC (B)

Quarter-finals: Pho (W) vs. Ade (B)

Alu C (W) vs. Alu D (B)

LSF (W) vs. Vee (B)

NG vs. winner of AIL-CCC match

3) Motion: "Approve four playing dates at the East Northport Library: April 6, April 27, May 4 and May 18." Passed 8 for - 0 against - 0 abstain

4) Motion: "Official playoff time control will be Game/60 with starting time of 6:50 PM. If all eight players involved in a match wish, by unanimous agreement they may start earlier and increase the time control so as to finish 10 minutes before curfew." Passed 8 for - 0 against - 0 abstain

5) Motion: "There will be no Sudden Death to break playoff matches that end tied at 2-2. Ties will be broken in the following order. 1) Regular season head-to-head, 2) Regular season position round, if

applicable, head-to-head, 3) Regular season standings, 4) Coin toss." Passed 6 for - 1 against - 1 abstain

6) Motion: "Eliminate the fifth round of the Individual tournament reducing it to a four-round Swiss. Registration for each round of the Individual end at 6:45 PM." Passed 8 for, 0 against, 0 abstain

7) Bob Rizzo will contact Paul Montenero to determine if the Plainview-Old Bethpage Library will allow groups to stay past the 9:00 PM general public quitting time, until 10:00 PM. If so, some of the rounds may be played at that site with longer controls.

8) Directions to the East Northport Library will be posted on the LIICL site along with the final Individual ratings, the playoff schedule, the Rules of the East Northport Library and the final Regular season results.

The meeting was adjourned at 1:00 PM.

Minutes of the LIICL Executive Board Meeting

February 24, 2001

Huntington Library

The meeting was called to order at 12:10 PM. A quorum was present: Alumni D: Ed Rusch, Veeco: Seymour Bilkis, Photon: Bob Wisbauer, Northrop Grumman: George Berg, LSF: Mike Anthony. Subsequent attendees: AIL: Steve Romero, Ademco: Tom Ogen, Alumni C: John Kingsley. Absent: Clear-Cut Computing

1) Motion: "To waive all forfeiture fees resulting from a scheduled Wednesday" Passed 5 for, 0 against, 0 abstain

2) Motion: "To name Jim Dwulit "Rules Director" to complete the term of Alan Benjamin" Passed 5 for, 0 against, 0 abstain

3) Treasurer's Report: An additional \$65 was collected for the Alan Benjamin tribute. The total individual contributions came to \$215. The LIICL has added another \$100 from the Treasury. \$250 was sent to the NYS Chess Association on behalf of Alan on February 2, 2001. This was sent along with a letter from the LIICL. A copy of the letter was distributed at this meeting and is available to any league member wishing to view it. An additional contribution to the NYSCA will be made in the amount of \$65.

4) The current (Jan. 31, 2001) balance in the LIICL Treasury is \$1,754.58 which includes both checking and money market. Outstanding current obligations include the \$100 for the Benjamin tribute and approximately \$200 owed for refreshments. This leaves a net of approximately \$1,450.00. There is another obligation for \$50 which is for the Rothman trophy to be equally funded by the LIICL and the CCLNY. This trophy will be the cup that we play for in the next All Star match. The LIICL has petitioned the CCLNY to have the name on the cup changed to the "Rothman-Benjamin" trophy. There is one long term credit due the LIICL which is represented by the \$50 deposit given to the Congregational Church of Huntington.

5) An insurance quote was quoted to the LIICL by the Jack Morejon Agency, 66 Guy Lombardo Ave., Freeport, NY. Liability insurance is now a prerequisite to playing in the Congregational Church and to other non-public sites. For \$1M coverage, \$3M aggregate with \$5,000 fire insurance, the annual premium would be \$1,240. Jim Dwulit had suggested that this could be split across this season and next to ease the financial burden.

Motion: "Table the liability insurance until all other possibilities are exhausted which would not require such an expense." Passed 7 for, 0 against, 0 abstain

6) In order to assist in individuals making up games that could not be completed during a Wednesday evening, it was suggested that a full directory be distributed.

Motion: "Captains shall provide a list of all individual members phone numbers and email addresses where voluntary on each individual's part. These would be given to the LIICL Treasurer for compilation and distribution of a complete listing to each LIICL member." Passed 8 for, 0 against, 0 abstain

7) Motion: "Remove Round 12 from the current season. After Round 11, scheduled for March 7th, suspend play until either April 1st or when a Friday site becomes available, whichever is first. An E-Board meeting will be held March 31st at the Huntington Library at Noon to determine the future course of the LIICL at that time." Passed 7 for, 0 against, 1 abstain

8) The following reports were given regarding alternative sites.

Robert Wisbauer stated that a site might be available in Lake Grove.

Mike Anthony reported that a vote for the Huntington Library will be held in April. If that passes then Friday hours will be reinstated.

Bob Rizzo reported that The Congregational Church of Huntington has verbally told us that only one Friday per month is available to the LIICL. At least one more site is needed as this does not meet our needs of bi-monthly meetings.

Dave Leone reported that he has inquired into the availability of the Northport Library but they have not gotten back to him.

Robert Standing has not heard yet from the United Methodist Church regarding their availability.

Ed Rusch has contacted the Plainview-Old Bethpage Library and they have availability for the following Fridays until 9:00 PM only – 3/2, 3/30, 4/6, 4/4, 4/25, 6/1 & 6/29.

Note: It has been learned subsequently that the Huntington Library vote will be held April 3rd. All registered voters who are in the district are encouraged to vote yes as it will allow them to reinstate late Friday hours. However, this will be effective July 1st which is too late for the the LIICL this season.

In addition the Plainview-Old Bethpage Library will allow groups to stay past the 9:00 PM general public quitting time, until 10:00 PM. They require that a member of their library system is an LIICL

member.

All LIICL members are encouraged to try to find suitable sites.

The meeting was adjourned at 2:00 PM.

Minutes of May 19, 2001 LIICL Executive Board Meeting

- 1) The Awards will be held on Saturday afternoon, June 9, 2001 at the Huntington Library from 11:30 - 4:30
- 2) An EBoard meeting will be held simultaneously on June 9th from 11:30 - 12:00 Noon
- 3) Rizzo will approach the CCoH to get our \$50 deposit back since we don't anticipate playing there anymore given the insurance demand.
- 4) Due to the mix-ups and misunderstandings revolving around the need to go to Wednesdays and considering the outcome of the Final match ending at 2-2 when it was unclear as to who really should have been awarded drawing odds, both LSF and PRA have been declared as co-champions.
- 5) All captains are asked for a headcount by Wednesday to Bob Rizzo for the Awards afternoon.
- 6) Kingsley and Rizzo will do the trophies. Please return all trophies ASAP.
- 7) All Captains should have nominations for officers ready for the June 9th EBoard meeting.
- 8) Bob Standing will handle the food.
- 9) George Alikakos will get the refreshments.

Minutes of the LIICL Executive Board Meeting

August 25, 2001

Huntington Library

The meeting was called to order at 12:05 PM. A quorum was present:

Northrop Grumman: George Berg, LSF: Robert Standing, EDO (AIL): Steve Romero, Ademco: Tom Ogen, Alumni C: John Kingsley, Clear-Cut Computing: Paul Ragonnet.

Officers: LIICL Treasurer – Bob Rizzo

Absent: Photon, Alumni D, Veeco, LIICL President & LIICL Rules Director.

Observers: Seymour Bilkis, Steven Solomon, Zack Solomon.

Steven and Zack Solomon were introduced to the LIICL. They had emailed the website expressing a desire to enter our league. They were informed that they could do it in two ways. Either they could form a team from their business, "King Solomon's Mines", or they could join with another organization under the conglomerate rule. Tom Ogen expressed a need for more players and it appeared that an agreement was reached whereby they would conglomerate with Ademco for the 2001-2002 season.

It was also learned through Steve Romero that NYSCA President, Len Chipkin, would be rejoining the LIICL as a member of the AIL team. George Alikakos has informed the LIICL that AIL should be officially renamed EDO Corp.

Bob Rizzo reported that the LIICL had no outstanding payables. There is an upcoming amount due to renew the LIICL domain name. Currently LIICL assets total \$1,025, all in cash.

The LIICL dues for 2001-2002 are \$150. This was raised from \$100 to cover the subsidization of a GM simul this season. Invoices were handed out to representatives of the teams present. Invoices will be mailed to Photon, Alumni D and Veeco. All payments are due by round 3, October 12, 2001.

Bob Rizzo reported that the Huntington Library had approved the submitted dates for CY 2001. The official time is from 7:00 PM to 9:00 PM on the following Friday evenings: Sep. 14, Sep. 28, Oct. 12,

Oct. 26, Nov. 2, Nov. 16, Nov. 30 & Dec. 14. The starting time is flexible but the LIICL must be out by 9:00 PM sharp. The constraints would limit us to a time control of Game/60 with a 6:50 PM starting time.

Alternate playing sites will be considered as they become available.

No further word has been heard from the CCLNY regarding an All Star match. The LIICL had responded to a query this Summer from the CCLNY but they failed to follow up. We remain receptive to such a match.

1) Motion: "To accept the approved Huntington Library dates, to approve a time control of Game/60 and a starting time of 6:50 PM." **Passed** 5 for, 1 against, 0 abstain

2) Motion: "To initially start out with a 12 round season with 3 position rounds." **Passed** 6 for, 0 against, 0 abstain.

There are 9 teams entered in the LIICL this season. Lots were pulled from a hat and the team number assignments are: 1 – Alumni C, 2 – Clear-Cut Computing, 3 – Life Service Foundation, 4 – EDO, 5 – Photon, 6 – Northrop Grumman, 7 - Alumni D, 8 – Veeco, 9 – Ademco. By random chance, Photon has the bye in Round 1. A schedule will be issued in the next few days and will be posted on the LIICL website.

The meeting was adjourned at 12:50 PM.

Minutes of LIICL Executive Board Meeting
August 24, 2002
Huntington Library

Attendees:

President: Absent

Treasurer: Bob Rizzo

Rules Director Absent

Ademco: Tom Ogen

Alumni C: John Kingsley

Alumni D: Ed Rusch

Clear-Cut: Paul Ragonnet

EDO: Steve Romero

LSF: Bob Standing

NGC: George Berg

PRA: Dennis Hom

Veeco: Sy Bilkis

Members: Mike Anthony (Past President)

Tim Cranston

The meeting was called to order at 12:05 PM

1) It was determined that the same 9 teams will be entering the league for the 2002-2003 season as last season. Numbers were selected at random by each team. For the 2002-2003 season the following team numbers were assigned: 1-LSF, 2-Alumni C, 3-Veeco, 4-Northrop Grumman, 5-Photon Research, 6-EDO, 7-Clear-Cut, 8-Alumni D, 9-Ademco.

2) It was reported by Bob Rizzo that there is \$1,212.00 in the treasury with an upcoming payment of \$48.00 due to renew the domain name liicl.com.

3) The issue of dues was brought up for discussion. The \$50 per team to subsidize a simul was dropped due to the fact that some teams felt they were subsidizing others. The fact that we could not commercialize the simul under Library Rules meant that an operating loss was a certainty. It was noted that not all costs were charged to the LIICL last season such as refreshment and supplies. Given this, a motion was brought up to eliminate the \$50 simul subsidy and to add \$20 to the \$100 normal dues to

cover costs not reimbursed. The motion to make the dues \$120 for the 2002-2003 season passed 8-1 with no abstentions.

4) Photon raised a motion to switch the LIICL from game point standings to match point standings. The pros and cons of each scoring system was discussed especially noted was the possible conflicts between individual races and team races. The motion was defeated 2-7 with no abstentions.

5) The schedule was the final issue. Round one will be September 13th starting at 6:50 PM. With 9 teams a single round robin means only 8 matches. It was thought a double-round robin was too long a season by some. Mike Anthony indicated that since we would complete round 10 before the new year with the dates we had for 2002, that an 18-round regular season was not impossible but would require us playing through June. A motion was brought up to stay with the 12-round, 10 match season, identical to last season. The motion passed 7-1 with one abstention.

6) Some discussion was made to possibly merge the two Alumni teams thus eliminating the need for the bye round. It was also noted that it was possible that a tenth team might join which could also get rid of the bye problem. New teams can be absorbed until week two, September 27th. After that date a major schedule change would be needed.

The meeting ended at 1:30 PM

Minutes of LIICL Executive Board Meeting 8/22/03

The meeting was called to order at 6:45 PM at the Huntington Library

Attendees were:

Voting

John Kingsley – Alumni C

Andy Warnock – Clear-Cut Computing

George Berg – Northrop Grumman

Tony Sommese – Photon Research Assoc.

Tom Ogen – Ademco

Ed Hartten – Alumni D

Red Bilkis – Alumni E (formerly Veeco)

Steve Romero – EDO

Non-Voting

Robert Rizzo – Editor

George Alikakos – President

Paul Ragonnet – Rules Director

John Kingsley – Treasurer

Absent

LSF

LIRR

Note that Veeco is now renamed Alumni E after losing sponsorship of that company.

- 1 The first item on the agenda was to determine the number of rounds.

“A round robin will be played with three position rounds for a total of 12 rounds. If we have 9 teams each team will have two byes. If a tenth team joins each team will play 12 rounds”
Motion Passed 8-0

- 2 The seven dates granted by the Huntington Library were read.

“Accept the Library dates starting with Sept. 5th” Motion Passed 8-0

- 3 The time control is listed on the schedule as game/60 as no extensions of play were requested of the Library:

“Petition the Library for use of the 9-10 PM extension and write a check for \$175 to cover the

seven dates already approved. Follow up with a call on Monday to ascertain whether first round play will be extended. If accepted time control will be game/90." Motion passed 8-0

4 Presently the LIICL uses a games score point basis to determine standings in the regular season:

"Change the LIICL regular season standings to a match point basis as opposed to the present LIICL point basis." Motion failed 1-8

5 The LIICL rule 54 states that non-time delay clocks are preferred:

"The LIICL shall change its rule concerning Allegro (time delay) clocks to conform with USCF rules." Motion passed 8-0

6 The LIICL has a closed admissions policy which does not allow walk-ons to enter the league.

"Open up the LIICL to anyone" Motion passed 7-2 (Required 2/3s vote)

7 Alumni E has accepted the player Tony Nunziata as a team member.

8 Bob Rizzo to contact the LIRR team to determine their status.

9 Lots were drawn for schedule position. Schedules were made up and distributed.

Business was completed at 7:55 PM and the meeting was adjourned.

14-Feb-01

<u>Name</u>	<u>Function</u>	<u>Telephone</u>	<u>E-mail</u>	<u>Address</u>
Alikakos, George	ALL, Captain	718-836-1250 (H) 631-595-6043 (W)	galikakos@ail.com	8409 Fifth Ave. Brooklyn, NY 11209
Anthony, Michael	President LIICL Rules Director, LIICL	631-673-5142 (H)		P.O. Box 512 Huntington, NY 11743
Berg, George	Northrop Grumman, Captain	516-346-9111 (W) 516-938-5370 (H)	bergge@mail.northgrum.com	9 Ingram Drive Hicksville, NY 11801
Dwulit, Jim	Photon Research Assocs., Captain	631-467-7565 (H) 631-331-6482 (W)	dwulit@photon.com	28 Rego Ave. Centereach, NY 11720
Hodos, Julian	Veeco, Captain		jhodos@veeco.com 516-349-8300 x1107 (W)	
Kingsley, John	Alumni C, Captain	631-563-2108 (H)		144 Roxbury Ave. Oakdale, NY 11769
Ogen, Thomas	Ademco, Captain	718-446-5443 (H) 516-921-6704 x2880 (W)	ademco@engineering.com	86-28 62nd Ave. Rego Park, NY 11374
Ragonnet, Paul	Clear-Cut Computing, Captain		pragonnet@springmail.com	
Rizzo, Robert	Treasurer, LIICL Editor, League Leader	516-575-2306 (W) 516-378-1342 (H)	rrizknight@juno.com	102 Rosebud Ave. Merrick, NY 11566
Rusch, Ed	Alumni D, Captain	516-735-0417 (H) 516-349-8300 x1146 (W)		633 Arlington Drive Seaford, NY 11783
Standing, Robert	LSF, Captain	631-271-6120		179 Southdown Rd. Huntington, NY 11743
Congregational Church	Alternate Playing Site	631-423-4004		30 Washington Drive P.O. Box 134 Centerport, NY 11721

Huntington Library	Playing Site	631-427-5165	ammurphy@suffolk.lib.ny.us	338 Main St. Huntington, NY 11743
LIICL	Board of Directors		www.liicl.com	P.O. Box 634 Centereach, NY 11720

FINAL 1999-2000 INDIVIDUAL STANDINGS

FINAL RATING	NAME	TEAM	10 ROUNDS																TOTAL			
			REGULAR					PLAYOFF				OTHER				TOTAL						
			PTS	G	W	L	D	G	W	L	D	G	W	L	D	G	W	L	D			
9900	1839	ALIKAKOS G	AIL	34	9	6	3	0	1	0	1	0	1	1	0	0	11	7	4	0		
9900	1792	ANTHONY M	LSF	32	9	5	3	1	2	1	1	0	3	1	1	1	14	7	5	2		
9900	1548	BAKER W	PHO	26	8	4	4	0	0	0	0	0	1	0	0	1	9	4	4	1		
9900	1478	BARILLA J	PHO	14	1	1	0	0	0	0	0	0	0	0	0	0	1	1	0	0		
9900	1615 /13	BENJAMIN A	ADE	18	9	1	6	2	1	0	1	0	1	1	0	0	11	2	7	2		
9900	1260 /1	BENJAMIN P	IND	10	0	0	0	0	0	0	0	0	1	1	0	0	1	1	0	0		
9900	2013	BERG G	NG	36	9	6	2	1	3	1	0	2	3	2	0	1	15	9	2	4		
9900	1330	BILKIS S	PAWN	30	10	5	5	0	1	0	1	0	4	1	3	0	15	6	9	0		
9900	1578 /8	CASCIO C	NCC	0	0	0	0	0	0	0	0	0	8	4	1	3	8	4	1	3		
9900	1607	CECCHINI R	AIL	22	8	2	4	2	1	0	1	0	2	1	1	0	11	3	6	2		
9900	2003	CHIPKIN L	PAC	46	10	9	1	0	3	1	1	1	0	0	0	0	13	10	2	1		
9900	1222	CLOUSE R	AIL	10	3	0	3	0	0	0	0	0	0	0	0	0	3	0	3	0		
9900	1956 /8	COHEN N	NCC	0	0	0	0	0	0	0	0	0	8	2	0	6	8	2	0	6		
9900	1989	CRANSTON T	PHO	20	3	2	0	1	0	0	0	0	0	0	0	0	3	2	0	1		
9900	1848	DWULIT J	PHO	28	7	3	1	3	2	1	1	0	1	0	1	0	10	4	3	3		
9900	1299	GIARRUSSO R	ADE	14	2	1	1	0	0	0	0	0	0	0	0	0	2	1	1	0		
9900	1463	GOLDFARB S	ALU C	14	7	1	6	0	0	0	0	0	2	1	1	0	9	2	7	0		
9900	1582	GOLDSTEIN C	PAC	26	9	4	5	0	1	0	1	0	3	1	0	2	13	5	6	2		
9900	1916 /4	GUEVARA R	NCC	0	0	0	0	0	0	0	0	0	4	1	0	3	4	1	0	3		
9900	1370	HARTTEN E	ALU D	24	7	3	3	1	1	1	0	0	4	1	3	0	12	5	6	1		
9900	1739	HATCHER R	ALU D	10	4	0	4	0	0	0	0	0	0	0	0	0	4	0	4	0		
9900	1245 /6	HEFT N	AIL	12	1	0	0	1	0	0	0	0	0	0	0	0	1	0	0	1		
9900	1719	HOM D	PHO	28	8	3	2	3	2	1	1	0	1	1	0	0	11	5	3	3		
9900	1588	INSOGNA M	ADE	28	10	4	5	1	1	1	0	0	4	1	3	0	15	6	8	1		
9900	1838	JAROSINSKI M	ALU C	16	4	1	2	1	2	1	0	1	1	1	0	0	7	3	2	2		
9900	1619	KINGSLEY J	ALU C	24	9	3	5	1	2	1	1	0	3	1	2	0	14	5	8	1		
9900	1709	KOLCZYNSKI J	LSF	18	8	2	6	0	2	0	1	1	3	1	1	1	13	3	8	2		
9900	1729	LANDAU J	PAWN	16	4	1	2	1	0	0	0	0	0	0	0	0	4	1	2	1		
9900	1912	LEONE D	LSF	34	10	3	1	6	1	0	1	0	4	2	1	1	15	5	3	7		
9900	1377	LOSHIN A	ALU C	32	10	5	4	1	2	0	1	1	4	1	3	0	16	6	8	2		
9900	1946	MAHONEY K	NG	18	3	2	1	0	3	2	0	1	0	0	0	0	6	4	1	1		
9900	1185 /1	MARLEY B	IND	0	0	0	0	0	0	0	0	0	1	0	1	0	1	0	1	0		
9900	763 /2	MARLEY K M	NG	10	1	0	1	0	0	0	0	0	1	0	1	0	2	0	2	0		
9900	1875	MARLEY K T	NG	44	10	8	1	1	3	1	1	1	3	3	0	0	16	12	2	2		
9900	1401	MASTANDREA R	ALU C	20	10	2	7	1	2	1	1	0	4	0	4	0	16	3	12	1		
9900	1776	MONTENERO P	PAWN	14	4	1	3	0	0	0	0	0	1	0	0	1	5	1	3	1		
9900	1702	MUTTREJA S	ADE	32	8	5	2	1	1	0	1	0	5	4	1	0	14	9	4	1		
9900	2034	NOVIK S	IND	0	0	0	0	0	0	0	0	0	1	0	1	0	1	0	1	0		
9900	1772	OGEN T	ADE	28	8	3	2	3	1	1	0	0	2	0	1	1	11	4	3	4		
9900	1186 /4	RAGONNET A	PAWN	10	2	0	2	0	0	0	0	0	1	0	1	0	3	0	3	0		
9900	1369	RAGONNET P	PAWN	14	9	1	8	0	1	0	0	1	1	1	0	0	11	2	8	1		
9900	1661	RICHARDS L	IND	0	0	0	0	0	0	0	0	0	1	1	0	0	1	1	0	0		
9900	1938	RIZZO R	NG	20	3	2	0	1	0	0	0	0	4	3	0	1	7	5	0	2		
9900	1935	RODRIGUEZ K	IND	0	0	0	0	0	0	0	0	0	1	1	0	0	1	1	0	0		
9900	1906	ROMERO S	AIL	34	10	5	3	2	1	1	0	0	4	2	0	2	15	8	3	4		
9900	1751	ROSE R	PAC	14	1	1	0	0	3	2	0	1	1	1	0	0	5	4	0	1		
9900	1540	RUSCH E	ALU D	30	10	5	5	0	1	0	1	0	3	0	3	0	14	5	9	0		
9900	1630	SOMMESE A	PHO	30	8	5	3	0	2	1	0	1	4	1	2	1	14	7	5	2		
9900	2064	SOSTACK R	PAC	32	9	4	2	3	2	1	0	1	1	0	0	1	12	5	2	5		
9900	1845	SPINNATO C	ALU D	34	10	5	3	2	1	0	1	0	1	0	0	1	12	5	4	3		
9900	1598	SPRECKLES C	AIL	30	8	5	3	0	1	0	1	0	2	1	0	1	11	6	4	1		
9900	1727	STANDING R	LSF	32	9	5	3	1	2	1	0	1	5	3	2	0	16	9	5	2		
9900	1665	ULFERS E	ALU D	30	6	5	1	0	1	1	0	0	1	0	1	0	8	6	2	0		
9900	1552 /8	VIALE R	NCC	0	0	0	0	0	0	0	0	0	8	3	4	1	8	3	4	1		
9900	1517 /10	VITELLI R	NG	22	6	2	2	2	0	0	0	0	4	1	2	1	10	3	4	3		
9900	1463	WARNOCK A	PAWN	14	7	1	6	0	1	0	1	0	0	0	0	0	8	1	7	0		
9900	2016	WILKIE C	NG	32	7	5	1	1	3	2	0	1	2	1	0	1	12	8	1	3		
9900	1657 /12	WILLMOTT P	LSF	24	4	3	0	1	0	0	0	0	1	0	1	0	5	3	1	1		
9900	1918	WISBAUER R	PAC	40	9	7	1	1	3	1	0	2	2	0	1	1	14	8	2	4		

TF	19	19	4	4	5	5	28	28
FF	0	0	0	0	0	0	0	0
	###	###	###	46	64	24	24	16
	###				###	52	52	32
	###			32	###			###
					###			###

FINAL 1998-1999 INDIVIDUAL STANDINGS

FINAL RATING	NAME	TEAM	9 ROUNDS																TOTAL			
			REGULAR					PLAYOFF				OTHER										
			PTS	G	W	L	D	G	W	L	D	G	W	L	D	G	W	L	D			
9899	1865	ALIKAKOS G	AIL	29	7	4	1	2	1	1	0	0	3	2	1	0	11	7	2	2		
9899	1778	ANTHONY M	LSF	17	7	2	5	0	2	0	1	1	2	2	0	0	11	4	6	1		
9899	1563	BAKER W	PHO	11	3	0	2	1	2	1	1	0	1	1	0	0	6	2	3	1		
9899	1757 /4	BENJAMIN A	NG2	13	3	1	2	0	1	0	0	1	0	0	0	0	4	1	2	1		
9899	1996	BERG G	NG1	31	8	5	2	1	3	3	0	0	2	1	1	0	13	9	3	1		
9899	1275	BILKIS S	CITI	17	9	2	7	0	1	0	1	0	3	1	2	0	13	3	10	0		
9899	1950	BORTZNER C	PHO	13	1	1	0	0	0	0	0	0	0	0	0	0	1	1	0	0		
9899	1583	CECCHINI R	AIL	23	5	3	1	1	1	0	0	1	1	0	1	0	7	3	2	2		
9899	1991	CHIPKIN L	PAC	23	7	3	3	1	3	2	1	0	1	0	1	0	11	5	5	1		
9899	1248	CLOUSE R	AIL	17	5	2	3	0	0	0	0	0	0	0	0	0	5	2	3	0		
9899	1970	CRANSTON T	PHO	15	4	1	2	1	1	0	0	1	0	0	0	0	5	1	2	2		
9899	1818	DWULIT J	PHO	25	5	4	1	0	1	0	1	0	0	0	0	0	6	4	2	0		
9899	1297 /1	DYREYES V JR	NG1	9	1	0	1	0	0	0	0	0	0	0	0	0	1	0	1	0		
9899	1281 /1	DYREYES V SR	NG1	9	1	0	1	0	0	0	0	0	0	0	0	0	1	0	1	0		
9899	1275	GIARRUSSO R	NG2	21	7	3	4	0	1	0	1	0	4	0	4	0	12	3	9	0		
9899	1478	GOLDFARB S	ALU	25	8	3	3	2	1	0	0	1	3	0	2	1	12	3	5	4		
9899	1647	GOLDSTEIN C	PAC	37	9	7	2	0	1	1	0	0	2	0	2	0	12	8	4	0		
9899	1491	HART R	ADE	27	8	4	3	1	1	0	0	1	0	0	0	0	9	4	3	2		
9899	1385	HARTTEN E	LM	29	9	5	4	0	1	0	0	1	3	1	2	0	13	6	6	1		
9899	1789	HATCHER R	LM	27	7	3	1	3	2	1	0	1	3	1	2	0	12	5	3	4		
9899	1674	HOLZER P	NG2	13	4	1	3	0	0	0	0	0	0	0	0	0	4	1	3	0		
9899	1711	HOM D	PHO	27	8	4	3	1	2	1	1	0	0	0	0	0	10	5	4	1		
9899	1594 /12	IKONNIKOW A	NG1	11	1	0	0	1	0	0	0	0	0	0	0	0	1	0	0	1		
9899	1607	INSOGNA M	ADE	29	9	5	4	0	1	0	1	0	1	0	1	0	11	5	6	0		
9899	1148 /4	JACOBS S	NG1	9	1	0	1	0	0	0	0	0	0	0	0	0	1	0	1	0		
9899	1833	JAROSINSKI M	ALU	25	8	3	3	2	1	1	0	0	3	1	2	0	12	5	5	2		
9899	1517 /13	KENNEDY G	NG2	9	1	0	1	0	1	0	0	1	0	0	0	0	2	0	1	1		
9899	1621	KINGSLEY J	ALU	21	8	2	4	2	1	0	1	0	4	2	2	0	13	4	7	2		
9899	1802	KOLCZYNSKI J	LSF	23	5	3	1	1	2	0	2	0	1	1	0	0	8	4	3	1		
9899	1743 /7	LANDAU J	CITI	23	8	3	4	1	0	0	0	0	0	0	0	0	8	3	4	1		
9899	1918	LEONE D	LSF	35	9	6	2	1	2	0	1	1	2	2	0	0	13	8	3	2		
9899	1594	LICHIOVERI D	AIL	9	1	0	1	0	0	0	0	0	0	0	0	0	1	0	1	0		
9899	1337	LOSHIN A	ALU	27	7	4	2	1	0	0	0	0	2	0	2	0	9	4	4	1		
9899	1107 /2	LUCAS P	PHO	9	2	0	2	0	0	0	0	0	0	0	0	0	2	0	2	0		
9899	1927	MAHONEY K	NG2	21	6	2	2	2	2	1	1	0	0	0	0	0	8	3	3	2		
9899	1889	MARLEY K	NG1	21	3	3	0	0	3	3	0	0	2	2	0	0	8	8	0	0		
9899	UNR /2	MARLEY K M	NG2	9	1	0	1	0	0	0	0	0	1	0	1	0	2	0	2	0		
9899	1450	MASTANDREA R	ALU	19	5	1	1	3	1	0	1	0	2	0	2	0	8	1	4	3		
9899	1783	MONTENERO P	CITI	13	2	0	0	2	1	0	0	1	0	0	0	0	3	0	0	3		
9899	1665	MUTTREJA S	ADE	17	8	2	6	0	1	0	1	0	3	3	0	0	12	5	7	0		
9899	2065	NOVIK S	NG1	13	1	1	0	0	0	0	0	0	0	0	0	0	1	1	0	0		
9899	1727	OGEN T	ADE	17	6	1	3	2	1	0	1	0	0	0	0	0	7	1	4	2		
9899	1869	PANICO D	PAC	13	1	1	0	0	0	0	0	0	0	0	0	0	1	1	0	0		
9899	1999	PANICO N III	PAC	13	1	1	0	0	0	0	0	0	0	0	0	0	1	1	0	0		
9899	1272 /1	RAGONNET A	CITI	9	1	0	1	0	0	0	0	0	0	0	0	0	1	0	1	0		
9899	1409	RAGONNET P	CITI	15	9	1	7	1	1	1	0	0	0	0	0	0	10	2	7	1		
9899	1910	RIZZO R	NG1	31	8	5	2	1	3	2	0	1	0	0	0	0	11	7	2	2		
9899	1567	ROMAN R	ADE	11	2	0	1	1	0	0	0	0	0	0	0	0	2	0	1	1		
9899	1891	ROMERO S	AIL	35	9	6	2	1	1	0	0	1	4	2	0	2	14	8	2	4		
9899	1579	RUSCH E	LM	25	7	3	2	2	2	1	1	0	3	2	1	0	12	6	4	2		
9899	1734	SHIPLEY A	NG2	17	5	2	3	0	1	1	0	0	1	0	0	1	7	3	3	1		
9899	1577	SOMMESE A	PHO	35	9	6	2	1	2	0	2	0	2	1	1	0	13	7	5	1		
9899	2078	SOSTACK R	PAC	41	8	8	0	0	3	2	1	0	1	1	0	0	12	11	1	0		
9899	1862	SPINNATO C	LM	25	8	4	4	0	2	0	2	0	0	0	0	0	10	4	6	0		
9899	1549	SPRECKLES C	AIL	17	8	2	6	0	1	0	1	0	2	1	0	1	11	3	7	1		
9899	1708	STANDING R	LSF	23	8	3	4	1	1	1	0	0	4	2	1	1	13	6	5	2		
9899	1907	SULZBACH B	PAC	31	7	5	1	1	3	1	1	1	0	0	0	0	10	6	2	2		
9899	1611	ULFERS E	LM	17	5	2	3	0	1	0	1	0	1	0	0	1	7	2	4	1		
9899	1502	WARNOCK A	CITI	9	5	0	5	0	0	0	0	0	0	0	0	0	5	0	5	0		
9899	1970	WILKIE C	NG1	39	8	7	0	1	3	2	0	1	2	1	0	1	13	10	0	3		
9899	1619 /7	WILLMOTT P	LSF	25	5	4	1	0	1	0	1	0	0	0	0	0	6	4	2	0		
9899	1954	WISBAUER R	PAC	17	2	2	0	0	2	1	0	1	0	0	0	0	4	3	0	1		
9899	1665	WU D	NG2	21	7	3	4	0	2	1	1	0	1	1	0	0	10	5	5	0		

TF	19	19	1	1	0	0	20	20								
FF	0	0	0	0	0	0	0	0								
	###	###	###	42	72	28	28	16	70	31	31	8	###	###	###	66

###

36

35

###

FINAL 1997-1998 INDIVIDUAL STANDINGS

9798	FINAL RATING	NAME	TEAM	9 ROUNDS																
				REGULAR					PLAYOFF				OTHER				TOTAL			
				PTS	G	W	L	D	G	W	L	D	G	W	L	D	G	W	L	D
1792	ALIKAKOS G	AIL	29	6	4	0	2	1	0	1	0	3	2	1	0	10	6	2	2	
1872	ANTHONY M	LSF	33	8	6	2	0	2	1	1	0	3	3	0	0	13	10	3	0	
UNR /2	BENJAMIN A	FIS	0	0	0	0	0	0	0	0	0	1	1	0	0	1	1	0	0	
1993	BERG G	NG1	37	9	6	1	2	3	2	1	0	3	2	1	0	15	10	3	2	
1238	BILKIS S	CITI	9	8	0	8	0	1	0	1	0	3	1	2	0	12	1	11	0	
1900	BONFANTE C	LSF	25	6	3	1	2	0	0	0	0	0	0	0	6	3	1	2		
1575 /1	CASCIO C	FIS	0	0	0	0	0	0	0	0	0	1	0	1	0	1	0	1	0	
1590	CECCHINI R	AIL	21	5	3	2	0	1	0	1	0	1	0	1	0	7	3	4	0	
2096	CHIPKIN L	PAC	25	7	3	2	2	3	2	0	1	2	2	0	0	12	7	2	3	
1226	CLOUSE R	AIL	9	5	0	5	0	0	0	0	0	1	0	1	0	6	0	6	0	
2015	CRANSTON T	PHO	17	3	1	0	2	0	0	0	0	0	0	0	3	1	0	2		
UNR /1	DIMAIO	IND	0	0	0	0	0	0	0	0	0	1	0	1	0	1	0	1	0	
1789	DWULIT J	PHO	13	4	1	3	0	0	0	0	0	0	0	0	4	1	3	0		
948 /1	ESSEL M	PHO	9	1	0	1	0	1	0	1	0	0	0	0	2	0	2	0		
1287	GIARRUSSO R	NG2	25	7	4	3	0	2	1	1	0	3	1	2	0	12	6	6	0	
1428	GOLDFARB S	ALU	23	9	3	5	1	2	1	1	0	1	0	1	0	12	4	7	1	
1635	GOLDSTEIN C	PAC	33	7	6	1	0	1	0	1	0	2	1	1	0	10	7	3	0	
1504	HART R	ADE	27	9	4	4	1	2	0	2	0	0	0	0	11	4	6	1		
1338	HARTTEN E	LM	21	8	3	5	0	0	0	0	0	5	1	4	0	13	4	9	0	
1783	HATCHER R	LM	33	9	5	2	2	1	1	0	0	4	2	2	0	14	8	4	2	
1648	HELFF R	AIL	17	2	2	0	0	0	0	0	0	0	0	0	2	2	0	0		
1693	HOLZER P	NG2	15	3	1	1	1	0	0	0	0	1	0	1	0	4	1	2	1	
1670	HOM D	PHO	25	8	3	3	2	1	0	1	0	3	2	1	0	12	5	5	2	
1601 /11	IKONNIKOW A	NG1	33	8	6	2	0	1	1	0	0	2	0	2	0	11	7	4	0	
1599 /12	INSOGNA M	ADE	21	5	3	2	0	2	2	0	0	6	1	4	1	13	6	6	1	
1844	JAROSINSKI M	ALU	33	8	4	0	4	1	0	1	0	0	0	0	9	4	1	4		
1551 /11	KENNEDY G	NG2	9	1	0	1	0	2	0	1	1	0	0	0	3	0	2	1		
1608	KINGSLEY J	ALU	17	9	2	7	0	2	1	1	0	3	1	2	0	14	4	10	0	
1864 /11	KOLCZYNSKI J	LSF	13	1	1	0	0	1	1	0	0	0	0	0	2	2	0	0		
1876	LEONE D	LSF	27	8	3	2	3	2	0	1	1	4	4	0	0	14	7	3	4	
1609	LICHIOVERI D	AIL	11	1	0	0	1	0	0	0	0	0	0	0	1	0	0	1		
1359	LOSHIN A	ALU	25	6	4	2	0	2	1	1	0	3	0	3	0	11	5	6	0	
1949	MAHONEY K	NG2	39	9	7	1	1	2	1	0	1	1	1	0	0	12	9	1	2	
1457	MASTANDREA R	ALU	13	4	1	3	0	1	0	1	0	2	1	1	0	7	2	5	0	
UNR /3	MCCORMICK P	LSF	13	1	1	0	0	1	0	1	0	1	0	1	0	3	1	2	0	
1763	MONTENARO P	CITI	15	5	1	3	1	1	1	0	0	2	1	1	0	8	3	4	1	
UNR /1	MONTENARO P	IND	0	0	0	0	0	0	0	0	0	1	0	1	0	1	0	1	0	
1674	MUTTREJA S	ADE	19	9	2	6	1	2	1	0	1	3	1	2	0	14	4	8	2	
1736	OGEN T	ADE	21	7	3	4	0	2	1	1	0	3	2	1	0	12	6	6	0	
1868	PANICO D	PAC	17	3	2	1	0	2	1	1	0	0	0	0	5	3	2	0		
1998	PANICO N III	PAC	41	9	8	1	0	3	2	1	0	0	0	0	12	10	2	0		
1903 /2	POUR D	FIS	0	0	0	0	0	0	0	0	0	1	0	1	0	1	0	1	0	
1382	RAGONNET P	CITI	15	9	1	7	1	1	0	1	0	3	0	3	0	13	1	11	1	
1918	RIZZO R	NG1	23	5	3	1	1	3	3	0	0	2	2	0	0	10	8	1	1	
1574	ROMAN R	ADE	15	5	1	3	1	0	0	0	0	0	0	0	5	1	3	1		
1851	ROMERO S	AIL	31	9	4	2	3	1	0	0	1	3	3	0	0	13	7	2	4	
1502	RUSCH E	LM	19	9	2	6	1	0	0	0	0	3	2	1	0	12	4	7	1	
1723	SHIPLEY A	NG2	29	7	5	2	0	0	0	0	0	2	2	0	0	9	7	2	0	
1556 /14	SOMMESE A	PHO	25	9	4	5	0	1	1	0	0	4	1	3	0	14	6	8	0	
2030	SOSTACK R	PAC	33	8	5	1	2	3	2	0	1	1	1	0	0	12	8	1	3	
1895	SPINNATO C	LM	33	9	6	3	0	1	0	1	0	1	1	0	0	11	7	4	0	
1590	SPRECKLES C	AIL	21	6	3	3	0	1	1	0	0	3	1	1	1	10	5	4	1	
1710	STANDING R	LSF	29	9	5	4	0	2	1	1	0	5	3	1	1	16	9	6	1	
UNR /3	TURAY K	IND	0	0	0	0	0	0	0	0	0	3	2	1	0	3	2	1	0	
1621	ULFERS E	LM	9	1	0	1	0	2	0	1	1	0	0	0	3	0	2	1		
2039	VALYS A	NG1	15	4	1	2	1	3	1	0	2	2	2	0	0	9	4	2	3	
1541	WARNOCK A	CITI	17	6	2	4	0	1	0	1	0	0	0	0	7	2	5	0		
1931	WILKIE C	NG1	37	9	7	2	0	2	1	1	0	2	1	0	1	13	9	3	1	
1943	WISBAUER R	PAC	13	2	1	1	0	0	0	0	0	0	0	0	2	1	1	0		
1672	WU D	NG2	29	8	5	3	0	2	0	2	0	1	1	0	0	11	6	5	0	
1596 /1	ZVOKEL C	FIS	0	0	0	0	0	0	0	0	0	1	0	1	0	1	0	1	0	

TF	27	27	1	1	2	2	30	30
FF	0	0	0	0	0	0	0	0
	###	###	###	38	72	31	31	10
	###				###	52	52	4
	###				###	###	###	52
				36			54	###

FINAL 1996-1997 INDIVIDUAL STANDINGS

FINAL RATING	NAME	TEAM	9 ROUNDS REGULAR					PLAYOFF				OTHER				TOTAL				
			PTS	G	W	L	D	G	W	L	D	G	W	L	D	G	W	L	D	
9697	1754	ALIKAKOS G	AIL	17	7	1	4	2	0	0	0	0	1	1	0	0	8	2	4	2
9697	1846	ANTHONY M	LSF	33	7	5	0	2	3	2	1	0	3	1	1	1	13	8	2	3
9697	UNR /2	BENJAMIN A	IND	0	0	0	0	0	0	0	0	0	2	1	0	1	2	1	0	1
9697	2006	BERG G	NG1	37	9	7	2	0	2	1	1	0	2	2	0	0	13	10	3	0
9697	1316 /10	BILKIS S	CITI	13	4	1	3	0	0	0	0	0	6	2	4	0	10	3	7	0
9697	1909	BONFANTE C	LSF	35	8	6	1	1	3	0	3	0	1	0	1	0	12	6	5	1
9697	1552	CECCHINI R	AIL	21	9	2	5	2	1	1	0	0	4	1	3	0	14	4	8	2
9697	1552	CHIAPPONE L	CITI	21	7	3	4	0	1	0	1	0	0	0	0	0	8	3	5	0
9697	1407 /3	CHIAPPONE S	CITI	9	1	0	1	0	0	0	0	0	0	0	0	0	1	0	1	0
9697	2125	CHIPKIN L	PAC	41	8	8	0	0	2	1	1	0	0	0	0	0	10	9	1	0
9697	1261	CLOUSE R	AIL	15	7	1	5	1	1	1	0	0	2	0	2	0	10	2	7	1
9697	2031	CRANSTON T	XMEN	15	2	1	0	1	2	2	0	0	0	0	0	0	4	3	0	1
9697	1875	DECARLO J	NG2	9	1	0	1	0	0	0	0	0	0	0	0	1	0	1	0	
9697	1830	DWULIT J	XMEN	23	7	3	3	1	2	0	1	1	0	0	0	9	3	4	2	
9697	1338 /12	DWULIT K	XMEN	9	2	0	2	0	2	0	2	0	0	0	0	4	0	4	0	
9697	1223	GIARRUSSO R	NG2	11	6	0	5	1	0	0	0	0	7	0	7	0	13	0	12	1
9697	1384	GOLDFARB S	ALU	13	8	0	6	2	0	0	0	0	2	0	2	0	10	0	8	2
9697	1671	GOLDSTEIN C	PAC	29	8	5	3	0	1	1	0	0	3	1	2	0	12	7	5	0
9697	1476	HART R	ADE	23	9	3	5	1	2	1	1	0	0	0	0	0	11	4	6	1
9697	1325	HARTTEN E	LM	17	8	2	6	0	1	0	1	0	3	1	2	0	12	3	9	0
9697	1722	HATCHER R	LM	23	9	3	5	1	1	1	0	0	3	1	2	0	13	5	7	1
9697	1710	HOLZER P	NG2	17	5	2	3	0	0	0	0	0	0	0	0	5	2	3	0	
9697	1712	HOM D	XMEN	39	9	7	1	1	2	1	1	0	0	0	0	11	8	2	1	
9697	UNR /2	ISPER S	CITI	13	1	1	0	0	0	0	0	0	1	0	1	0	2	1	1	0
9697	1222 /3	JACOBS S	NG2	9	1	0	1	0	0	0	0	0	2	0	2	0	3	0	3	0
9697	1767	JAROSINSKI M	ALU	29	9	5	4	0	1	0	1	0	3	2	1	0	13	7	6	0
9697	1549 /8	KENNEDY G	NG1	23	6	3	2	1	0	0	0	0	1	0	1	0	7	3	3	1
9697	1648	KINGSLEY J	ALU	21	8	3	5	0	1	0	1	0	4	3	1	0	13	6	7	0
9697	1806 /9	KOLCZYNSKI J	LSF	13	1	1	0	0	0	0	0	0	1	0	1	0	2	1	1	0
9697	1883	KELONE D	LSF	39	9	7	1	1	3	1	1	1	2	2	0	0	14	10	2	2
9697	1610	LICHIOVERI D	AIL	9	1	0	1	0	0	0	0	0	0	0	0	0	1	0	1	0
9697	1352	LOSHIN A	ALU	19	7	2	4	1	0	0	0	0	4	1	3	0	11	3	7	1
9697	1873	MAHONEY K	NG2	29	8	4	2	2	2	2	0	0	3	2	1	0	13	8	3	2
9697	1434	MASTANDREA R	ALU	17	4	2	2	0	1	0	1	0	3	2	1	0	8	4	4	0
9697	1744	MONTENERO P	CITI	17	6	2	4	0	0	0	0	0	1	1	0	0	7	3	4	0
9697	1722	MUTTREJA S	ADE	29	8	5	3	0	1	1	0	0	3	2	1	0	12	8	4	0
9697	1758	OGEN T	ADE	17	7	2	5	0	2	1	1	0	3	1	1	1	12	4	7	1
9697	1874	PANICO D	PAC	19	3	2	0	1	2	1	1	0	0	0	0	0	5	3	1	1
9697	2031 /11	PANICO N III	PAC	39	8	7	0	1	3	3	0	0	0	0	0	0	11	10	0	1
9697	2122 /1	POUR D	IND	0	0	0	0	0	0	0	0	0	1	1	0	0	1	1	0	0
9697	1443	RAGONNET P	CITI	19	8	2	5	1	1	0	1	0	3	1	2	0	12	3	8	1
9697	1901	RIZZO R	NG1	21	5	3	2	0	2	1	1	0	5	4	0	1	12	8	3	1
9697	1757	ROBLES S	NG1	31	6	5	0	1	1	1	0	0	2	0	2	0	9	6	2	1
9697	1583	ROMAN R	ADE	13	7	1	6	0	2	1	1	0	0	0	0	0	9	2	7	0
9697	1757	ROMERO S	LSF	21	3	3	0	0	0	0	0	0	2	2	0	0	5	5	0	0
9697	1687	ROSE R	NG2	17	4	2	2	0	2	0	2	0	4	3	1	0	10	5	5	0
9697	1584	RUSCH E	LM	29	8	5	3	0	1	0	1	0	4	2	2	0	13	7	6	0
9697	1668	SHIPLEY A	NG2	21	3	3	0	0	2	1	1	0	5	4	1	0	10	8	2	0
9697	2031	SOSTACK R	PAC	25	4	4	0	0	3	3	0	0	1	1	0	0	8	8	0	0
9697	1913	SPINNATO C	LM	27	9	4	4	1	1	0	1	0	4	4	0	0	14	8	5	1
9697	1511	SPRECKLES C	AIL	19	8	2	5	1	1	0	1	0	3	1	2	0	12	3	8	1
9697	1794	STANDING R	LSF	29	8	5	3	0	3	3	0	0	2	0	2	0	13	8	5	0
9697	1936	SULZBACH B	PAC	21	3	3	0	0	0	0	0	0	0	0	0	0	3	3	0	0
9697	1883	TIMMINS J	XMEN	21	4	2	0	2	0	0	0	0	0	0	0	0	4	2	0	2
9697	1519	TREMMEL K SR	ADE	9	1	0	1	0	0	0	0	0	0	0	0	0	1	0	1	0
9697	UNR /2	TURAY K	IND	0	0	0	0	0	0	0	0	0	2	1	1	0	2	1	1	0
9697	1652	ULFERS E	LM	13	2	1	1	0	0	0	0	0	1	1	0	0	3	2	1	0
9697	2103	VALYS A	NG1	21	4	3	1	0	1	1	0	0	1	1	0	0	6	5	1	0
9697	1526	WARNOCK A	CITI	11	7	0	6	1	1	0	1	0	0	0	0	0	8	0	7	1
9697	1972	WILKIE C	NG1	31	6	5	0	1	2	1	1	0	0	0	0	0	8	6	1	1
9697	1972	WISBAUER R	PAC	11	1	0	0	1	1	1	0	0	0	0	0	0	2	1	0	1
9697	1667	WU D	NG2	21	8	2	4	2	2	1	1	0	0	0	0	0	10	3	5	2

TF	21	21	4	4	0	0	25	25
FF	2	2	0	0	0	0	2	2
	###	###	###	34	72	35	35	2
	###				###	53	53	4
	###			36			55	###

FINAL 1995-1996 INDIVIDUAL STANDINGS

FINAL RATING	NAME	TEAM	11 ROUNDS											TOTAL						
			REGULAR					PLAYOFF					OTHER				TOTAL			
			PTS	G	W	L	D	G	W	L	D	G	W	L	D	G	W	L	D	
9596	1757	ALIKAKOS G	AIL	27	8	2	4	2	0	0	0	0	3	2	1	0	11	4	5	2
9596	1582	AMLING C	AIL	15	2	0	2	0	0	0	0	0	0	0	0	0	2	0	2	0
9596	UNR /3	ANDERSEN C	VEE	15	2	0	2	0	1	0	1	0	0	0	0	3	0	3	0	
9596	1366 /9	ANDJEVSKY A	LOR	19	1	1	0	0	0	0	0	0	0	0	0	1	1	0	0	
9596	1801	ANTHONY M	LSF	27	7	3	4	0	2	2	0	0	3	1	2	0	12	6	6	0
9596	1361 /11	BALDWIN R	VEE	21	9	1	7	1	1	0	0	1	0	0	0	10	1	7	2	
9596	2045	BERG G	NG1	49	10	8	1	1	3	2	1	0	2	1	0	15	11	2	2	
9596	1965	BONFANTE C	LSF	15	2	0	2	0	0	0	0	0	3	2	0	1	5	2	1	
9596	1509	CECCHINI R	AIL	23	7	2	5	0	1	0	1	0	0	0	0	8	2	6	0	
9596	1536 /11	CHIAPPONE L	CITI	31	8	4	4	0	2	1	1	0	1	0	0	11	5	5	1	
9596	UNR /2	CHIAPPONE S	CITI	15	2	0	2	0	0	0	0	0	0	0	0	2	0	2	0	
9596	2121	CHIPKIN L	PAC	47	9	7	0	2	2	2	0	0	1	1	0	12	10	0	2	
9596	1265 /11	CLOUSE R	AIL	19	9	1	8	0	1	1	0	0	2	0	2	12	2	10	0	
9596	1363 /5	COMMONS R	ADE	15	1	0	1	0	1	0	0	1	0	0	0	2	0	1	1	
9596	2026	CRANSTON T	XMEN	33	5	4	0	1	2	2	0	0	0	0	0	7	6	0	1	
9596	1897	DECARLO J	NG2	19	1	1	0	0	1	1	0	0	0	0	0	2	2	0	0	
9596	1896	DWULIT J	XMEN	45	10	7	2	1	2	1	1	0	0	0	0	12	8	3	1	
9596	1433 /8	DWULIT K	XMEN	23	4	2	2	0	0	0	0	0	0	0	0	4	2	2	0	
9596	1338 /6	GIARRUSSO R	NG2	21	2	1	0	1	1	0	1	0	3	0	3	6	1	4	1	
9596	1410	GOLDFARB S	ALU	21	9	1	7	1	1	0	1	0	3	1	2	13	2	10	1	
9596	1678	GOLDSTEIN C	PAC	41	8	6	1	1	2	0	1	1	3	2	1	13	8	3	2	
9596	1475	HART R	ADE	33	8	4	3	1	1	0	1	0	0	0	0	9	4	4	1	
9596	1349	HARTTEN E	LOR	31	10	4	6	0	1	0	0	1	4	1	2	15	5	8	2	
9596	1780	HATCHER R	LOR	35	10	5	5	0	1	1	0	0	4	3	1	15	9	6	0	
9596	1640	HELFF R	AIL	15	3	0	3	0	1	0	0	1	0	0	0	4	0	3	1	
9596	1718	HOLZER P	NG2	19	3	1	2	0	0	0	0	0	0	0	0	3	1	2	0	
9596	1674	HOM D	XMEN	31	8	4	4	0	2	1	0	1	1	0	1	11	5	5	1	
9596	1751	JAROSINSKI M	LSF	31	6	4	2	0	1	0	1	0	3	1	1	10	5	4	1	
9596	UNR /1	KANOROV V	VEE	15	1	0	1	0	0	0	0	0	0	0	0	1	0	1	0	
9596	2037	KANTOR A	XMEN	19	1	1	0	0	0	0	0	0	0	0	0	1	1	0	0	
9596	UNR /1	KAUTAWALE M	ADE	15	1	0	1	0	0	0	0	0	0	0	0	1	0	1	0	
9596	UNR /1	KENNEDY G	NG1	17	1	0	0	1	0	0	0	0	0	0	0	1	0	0	1	
9596	1556	KINGSLEY J	ALU	31	9	4	5	0	1	0	1	0	3	0	3	13	4	9	0	
9596	1830 /7	KOLCZYNSKI J	LSF	23	2	2	0	0	0	0	0	0	2	1	1	4	3	1	0	
9596	925 /1	LEGASPI	IND	0	0	0	0	0	0	0	0	0	1	0	1	1	0	1	0	
9596	1810	LEONE D	LSF	33	7	4	2	1	2	0	2	0	3	3	0	12	7	4	1	
9596	1628	LICHIOVERI D	AIL	15	1	0	1	0	0	0	0	0	0	0	0	1	0	1	0	
9596	1319	LOSHIN A	ALU	23	7	2	5	0	1	0	1	0	2	1	1	10	3	7	0	
9596	1741	MAHONEY K	NG2	43	9	7	2	0	2	0	2	0	0	0	0	11	7	4	0	
9596	UNR /1	MARKEN G	VEE	15	1	0	1	0	0	0	0	0	0	0	0	1	0	1	0	
9596	1826	MARLEY K	NG2	19	2	1	1	0	0	0	0	0	0	0	0	2	1	1	0	
9596	1360	MASTANDREA R	ALU	23	8	2	6	0	1	0	1	0	3	1	1	12	3	8	1	
9596	1861	MINASSIAN S	NG1	19	1	1	0	0	0	0	0	0	0	0	0	1	1	0	0	
9596	1762 /9	MONTENERO P	CITI	23	6	2	4	0	2	1	1	0	2	2	0	10	5	5	0	
9596	1640	MUTTREJA S	ADE	35	9	5	4	0	1	1	0	0	3	1	2	13	7	6	0	
9596	2064	NOVIK S	NG1	15	1	0	1	0	0	0	0	0	0	0	0	1	0	1	0	
9596	1778	OGEN T	ADE	29	9	3	5	1	2	1	0	1	2	0	1	13	4	6	3	
9596	1499 /13	RAGONNET P	CITI	23	9	2	7	0	2	1	0	1	3	2	1	14	5	8	1	
9596	1911	RIZZO R	NG1	55	10	10	0	0	3	1	0	2	2	0	0	15	11	0	4	
9596	1624	ROMAN R	ADE	23	7	2	5	0	2	1	1	0	0	0	0	9	3	6	0	
9596	1671 /10	ROMERO S	LSF	33	6	4	1	1	1	0	0	1	2	1	1	9	5	2	2	
9596	1742	ROSE R	NG2	37	7	5	1	1	1	0	1	0	0	0	0	8	5	2	1	
9596	1583	RUSCH E	VEE	33	10	4	5	1	1	0	1	0	1	0	1	12	4	7	1	
9596	1514 /8	SHIPLEY A	NG2	25	6	2	3	1	1	0	0	1	1	0	1	8	2	4	2	
9596	1778	SHOENFELD O	ALU	23	4	2	2	0	0	0	0	0	0	0	0	4	2	2	0	
9596	1968	SOSTACK R	PAC	37	6	5	0	1	3	2	1	0	0	0	0	9	7	1	1	
9596	1970	SPINNATO C	LOR	51	10	9	1	0	1	0	1	0	2	1	0	13	10	2	1	
9596	1493 /8	SPRECKLES C	AIL	19	4	1	3	0	1	0	1	0	0	0	0	5	1	4	0	
9596	UNR /1	SPRECKLES D	AIL	19	1	1	0	0	0	0	0	0	0	0	0	1	1	0	0	
9596	1843	STANDING R	LSF	47	9	8	1	0	2	2	0	0	4	3	1	15	13	2	0	
9596	1906	SULZBACH B	PAC	39	9	6	3	0	2	1	0	1	0	0	0	11	7	3	1	
9596	1872	TIMMINS J	XMEN	33	8	4	3	1	2	0	1	1	0	0	0	10	4	4	2	
9596	1520	TREMMEL K SR	ADE	19	3	1	2	0	0	0	0	0	0	0	0	3	1	2	0	
9596	1671	ULFERS E	LOR	31	9	4	5	0	1	0	1	0	0	0	0	10	4	6	0	
9596	2096 /14	VALYS A	NG1	53	10	9	0	1	3	3	0	0	2	2	0	15	14	0	1	
9596	1607 /13	WARNOCK A	CITI	27	9	3	6	0	2	1	1	0	2	0	1	13	4	8	1	
9596	1978	WILKIE C	NG1	35	6	4	0	2	3	3	0	0	0	0	0	9	7	0	2	
9596	1961	WISBAUER R	PAC	43	8	6	0	2	2	0	2	0	0	0	0	10	6	2	2	
9596	1694	WU D	NG2	39	9	6	3	0	2	1	1	0	3	1	1	14	8	5	1	

TF	38	38	3	3	1	1	42	42
FF	2	2	0	0	0	0	2	2
	###	###	###	26	80	33	33	14
	###				80	34	34	12
	###				###	###	###	52
	###				40		40	###

FINAL 1994-1995 INDIVIDUAL STANDINGS

FINAL RATING	NAME	TEAM	14 ROUNDS														TOTAL						
			PTS	REGULAR				PLAYOFF				OTHER				G	W	L	D				
9495	1775	ALIKAKOS G	AIL	32	14	4	9	1	1	0	1	0	0	0	0	0	0	0	0	15	4	10	1
9495	1604	AMLING C	AIL	32	7	4	2	1	1	0	1	0	0	0	0	0	0	0	0	8	4	3	1
9495	1366 /9	ANDJEVSKY A	UNI R	24	8	2	5	1	0	0	0	0	0	0	0	0	0	0	0	8	2	5	1
9495	1787	ANTHONY M	LSF	54	12	9	1	2	1	1	0	0	0	0	0	0	0	0	0	13	10	1	2
9495	2055	BERG G	GRU	50	14	8	4	2	2	1	1	0	0	0	0	0	0	0	0	16	9	5	2
9495	1988	BONFANTE C	LSF	48	12	8	3	1	2	1	1	0	0	0	0	0	0	0	0	14	9	4	1
9495	1921	CAIRONE R	GRU	26	4	3	1	0	0	0	0	0	0	0	0	0	0	0	0	4	3	1	0
9495	1531	CECCHINI R	AIL	38	10	6	4	0	1	0	1	0	0	0	0	0	0	0	0	11	6	5	0
9495	2082	CHIPKIN L	PAC	46	13	7	4	2	3	3	0	0	0	0	0	0	0	0	0	16	10	4	2
9495	1867	CULLEN P	GRU	24	4	1	0	3	0	0	0	0	0	0	0	0	0	0	0	4	1	0	3
9495	1876	DECARLO J	GRU	20	2	1	0	1	0	0	0	0	0	0	0	0	0	0	0	2	1	0	1
9495	1927	DWULIT J	UNI R	34	7	4	1	2	3	1	1	1	1	0	0	0	0	0	0	10	5	2	3
9495	UNR /1	GARBIS S	AIL	14	1	0	1	0	0	0	0	0	0	0	0	0	0	0	0	1	0	1	0
9495	1802	GARCIA J	PAC	32	6	4	1	1	0	0	0	0	0	0	0	0	0	0	0	6	4	1	1
9495	1424	GOLDFARB S	ALU C	22	13	1	10	2	1	1	0	0	0	0	0	0	0	0	0	14	2	10	2
9495	1669	GOLDSTEIN C	PAC	38	10	6	4	0	2	1	0	1	1	1	0	0	0	0	0	13	8	4	1
9495	1454	HART R	ADE	18	10	1	9	0	1	0	1	0	0	0	0	0	0	0	0	11	1	10	0
9495	1319	HARTTEN E	UNI R	22	6	2	4	0	0	0	0	0	0	0	2	0	2	0	0	8	2	6	0
9495	1794	HATCHER R	UNI W	44	14	5	4	5	1	1	0	0	0	0	0	0	0	0	0	15	6	4	5
9495	1656	HELP R	AIL	34	9	3	2	4	0	0	0	0	0	0	0	0	0	0	0	9	3	2	4
9495	1719	HOLZER P	GRU	22	5	2	3	0	1	1	0	0	0	0	0	0	0	0	0	6	3	3	0
9495	1742	HOM D	UNI R	40	12	4	3	5	3	0	2	1	0	0	0	0	0	0	0	15	4	5	6
9495	1753	JAROSINSKI M	LSF	46	10	7	1	2	2	1	1	0	0	0	0	0	0	0	0	12	8	2	2
9495	2032	KANTOR A	GRU	18	1	1	0	0	1	0	0	1	0	0	0	0	0	0	0	2	1	0	1
9495	1574	KINGSLEY J	ALU C	24	11	2	8	1	1	0	1	0	0	0	0	0	0	0	0	12	2	9	1
9495	1235 /5	LEE A	UNI W	22	3	2	1	0	0	0	0	0	0	0	0	0	0	0	0	3	2	1	0
9495	1770	LEONE D	LSF	32	9	3	3	3	1	0	1	0	0	0	0	0	0	0	0	10	3	4	3
9495	1343	LOSHIN A	ALU C	30	9	4	5	0	1	0	1	0	0	0	0	0	0	0	0	10	4	6	0
9495	1709	MAHONEY K	GRU	56	13	10	2	1	1	0	1	0	0	0	0	0	0	0	0	14	10	3	1
9495	1815	MARLEY K	GRU	18	1	1	0	0	0	0	0	0	0	0	0	0	0	0	0	1	1	0	0
9495	1369	MASTANDREA R	ALU C	20	10	1	8	1	0	0	0	0	0	0	0	0	0	0	0	10	1	8	1
9495	1594	MUTTREJA S	ADE	26	7	3	4	0	1	0	1	0	0	0	0	0	0	0	0	8	3	5	0
9495	1803	OGEN T	ADE	32	12	4	7	1	1	0	1	0	0	0	1	1	0	0	0	14	5	8	1
9495	1202 /9	PONTILLO E	ADE	18	9	1	8	0	0	0	0	0	0	0	0	0	0	0	0	9	1	8	0
9495	1891	RIZZO R	GRU	32	6	3	0	3	1	0	1	0	0	0	0	0	0	0	0	7	3	1	3
9495	1634	ROMAN R	ADE	28	9	3	5	1	0	0	0	0	0	0	0	0	0	0	0	9	3	5	1
9495	UNR /2	ROMERO S	LSF	18	1	1	0	0	0	0	0	0	0	0	1	0	1	0	0	2	1	1	0
9495	1544	RUSCH E	UNI W	42	13	7	6	0	1	0	1	0	0	0	0	0	0	0	0	14	7	7	0
9495	1786	SHOENFELD O	ALU C	28	11	3	7	1	1	0	1	0	0	0	0	0	0	0	0	12	3	8	1
9495	1961	SOSTACK R	PAC	46	11	8	3	0	3	3	0	0	0	0	0	0	0	0	0	14	11	3	0
9495	1952	SPINNATO C	UNI W	48	14	7	4	3	1	0	1	0	0	0	0	0	0	0	0	15	7	5	3
9495	1753	STANDING R	LSF	30	9	2	3	4	2	1	0	1	1	1	0	0	0	0	0	12	4	3	5
9495	1957	SULZBACH B	PAC	16	1	0	0	1	1	0	1	0	0	0	0	0	0	0	0	2	0	1	1
9495	1953	TIMMINS J	UNI R	40	12	6	5	1	3	2	1	0	0	0	0	0	0	0	0	15	8	6	1
9495	1518	TREMMEL K SR	ADE	22	4	1	1	2	0	0	0	0	0	0	0	0	0	0	0	4	1	1	2
9495	1697	ULFERS E	UNI W	34	11	4	5	2	1	1	0	0	0	0	0	0	0	0	0	12	5	5	2
9495	1939	WILKIE C	GRU	36	6	5	0	1	2	1	0	1	0	0	0	0	0	0	0	8	6	0	2
9495	UNR /3	WILLMOTT P	LSF	18	1	1	0	0	0	0	0	0	0	0	0	0	0	0	0	1	1	0	0
9495	1981	WISBAUER R	PAC	60	14	11	2	1	3	3	0	0	0	0	0	0	0	0	0	17	14	2	1
9495	1755	ZABB K	UNI R	42	11	6	3	2	3	2	1	0	0	0	0	0	0	0	0	14	8	4	2

TF	26	26	2	2	0	0	28	28
FF	0	0	0	0	0	0	0	0
	###	###	###	64	56	25	25	6
	###				6	3	3	0
	###				28		3	###

FINAL 1993-1994 INDIVIDUAL STANDINGS

FINAL RATING	NAME	TEAM	11 ROUNDS																TOTAL			
			PTS	REGULAR					PLAYOFF				OTHER				G	W	L	D		
				G	W	L	D	D	G	W	L	D	G	W	L	D						
9394	1766	ALIKAKOS G	AIL	27	10	3	5	2	1	0	1	0	4	3	1	0	15	6	7	2		
9394	1556	AMLING C	AIL	11	7	0	7	0	1	0	1	0	0	0	0	0	8	0	8	0		
9394	1713	ANTHONY M	LSF	27	9	3	4	2	4	4	0	0	1	0	1	0	14	7	5	2		
9394	1173	ASCOLESE M	USP	11	4	0	4	0	1	0	1	0	0	0	0	0	5	0	5	0		
9394	2071	ASCOLESE P SR	USP	37	10	6	3	1	1	0	1	0	0	0	0	0	11	6	4	1		
9394	1373 /2	ASCOLESE P JR	USP	11	1	0	1	0	0	0	0	0	0	0	0	0	1	0	1	0		
9394	2122	BERG G	GRU B	47	11	8	1	2	1	0	0	1	3	3	0	0	15	11	1	3		
9394	1937	BONFANTE C	LSF	29	9	3	3	3	4	2	1	1	1	1	0	0	14	6	4	4		
9394	1922	CAIRONE R	GRU A	41	10	6	1	3	2	1	0	1	0	0	0	0	12	7	1	4		
9394	1517	CECCHINI R	AIL	21	9	2	6	1	0	0	0	0	0	0	0	0	9	2	6	1		
9394	2161 /6	CHAMPLAIN W	IBA	21	3	2	0	1	0	0	0	0	0	0	0	0	3	2	0	1		
9394	2076	CHIPKIN L	PAC	37	11	5	3	3	3	3	0	0	2	2	0	0	16	10	3	3		
9394	1538 /3	COMMONS R	ADE	19	2	2	0	0	0	0	0	0	0	0	0	0	2	2	0	0		
9394	1991	CRANSTON T	ALU A	39	9	6	1	2	0	0	0	0	0	0	0	0	9	6	1	2		
9394	1876	CULLEN P	GRU B	31	8	4	2	2	1	0	1	0	1	1	0	0	10	5	3	2		
9394	1882	DECARLO J	GRU B	33	7	5	1	1	1	1	0	0	0	0	0	0	8	6	1	1		
9394	1896	DWULIT J	UNI R	43	10	7	1	2	3	1	1	1	0	0	0	0	13	8	2	3		
9394	1812	GARCIA J	PAC	31	5	5	0	0	0	0	0	0	2	1	1	0	7	6	1	0		
9394	1429	GOLDFARB S	ALU C	19	10	2	8	0	1	1	0	0	2	1	1	0	13	4	9	0		
9394	1667	GOLDSTEIN C	PAC	39	10	7	3	0	3	1	2	0	2	0	2	0	15	8	7	0		
9394	1531	GRIESE W	ALU C	15	8	1	7	0	0	0	0	0	0	0	0	0	8	1	7	0		
9394	1514	HART R	ADE	27	10	4	6	0	1	0	0	1	1	0	1	0	12	4	7	1		
9394	1310 /11	HARTTEN E	UNI R	15	6	1	5	0	0	0	0	0	5	1	4	0	11	2	9	0		
9394	1759	HATCHER R	UNI W	35	11	4	3	4	2	2	0	0	3	2	1	0	16	8	4	4		
9394	1589 /14	HELF R	AIL	17	7	1	5	1	1	0	1	0	0	0	0	0	8	1	6	1		
9394	1750	HOLZER P	GRU B	23	5	3	2	0	0	0	0	0	0	0	0	0	5	3	2	0		
9394	1752	HOM D	UNI R	31	8	5	3	0	3	2	1	0	0	0	0	0	11	7	4	0		
9394	1171 /3	HUEY J	AIL	13	3	0	2	1	0	0	0	0	0	0	0	0	3	0	2	1		
9394	1394 /9	HUEY L	AIL	19	8	2	6	0	1	0	0	1	0	0	0	0	9	2	6	1		
9394	1720	JAROSINSKI M	LSF	29	6	4	1	1	2	0	2	0	3	2	1	0	11	6	4	1		
9394	1905	JOHNSON W	PAC	15	1	1	0	0	2	2	0	0	0	0	0	0	3	3	0	0		
9394	2022	KANTOR A	ALU A	25	6	3	2	1	0	0	0	0	0	0	0	0	6	3	2	1		
9394	1616	KINGSLEY J	ALU C	19	11	2	9	0	1	0	1	0	4	1	3	0	16	3	13	0		
9394	1616 /4	KOLCZYNSKI J	LSF	15	2	1	1	0	0	0	0	0	2	1	1	0	4	2	2	0		
9394	2198	LAFLAIR R	ALU A	23	3	3	0	0	0	0	0	0	0	0	0	0	3	3	0	0		
9394	1800	LEONE D	LSF	25	7	2	2	3	2	1	1	0	2	2	0	0	11	5	3	3		
9394	1855	LIPPACHER E	USP	39	11	7	4	0	1	1	0	0	0	0	0	0	12	8	4	0		
9394	1407 /7	LIVELY J	GRU A	11	1	0	1	0	0	0	0	0	0	0	0	0	1	0	1	0		
9394	1313	LOSHIN A	ALU C	27	10	3	5	2	1	0	1	0	4	1	3	0	15	4	9	2		
9394	1738	MAHONEY K	GRU A	49	11	9	1	1	2	0	2	0	0	0	0	0	13	9	3	1		
9394	1801	MARLEY K	GRU B	19	3	2	1	0	1	0	1	0	0	0	0	0	4	2	2	0		
9394	1393 /13	MASTANDREA R	IBA	19	10	2	8	0	1	1	0	0	4	2	2	0	15	5	10	0		
9394	1860	MINASSIAN S	GRU A	19	2	2	0	0	0	0	0	0	0	0	0	0	2	2	0	0		
9394	1598	MUTTREJA S	USP	27	7	4	3	0	1	1	0	0	0	0	0	0	8	5	3	0		
9394	1529	NEDJAD D	ALU A	25	5	3	1	1	1	0	1	0	0	0	0	0	6	3	2	1		
9394	1611 /6	NEFF B	IBA	15	6	1	5	0	0	0	0	0	0	0	0	0	6	1	5	0		
9394	UNR /2	NEWDALE E	IND	0	0	0	0	0	0	0	0	0	2	1	1	0	2	1	1	0		
9394	2085	NOVIK S	GRU A	35	8	6	2	0	2	1	1	0	0	0	0	0	10	7	3	0		
9394	1867	OGEN T	ADE	25	9	3	5	1	1	0	0	1	1	1	0	0	11	4	5	2		
9394	1791	PETRULLI M	PAC	21	6	2	3	1	1	0	1	0	0	0	0	0	7	2	4	1		
9394	1654	RICHARDS L	ALU A	11	1	0	1	0	0	0	0	0	0	0	0	0	1	0	1	0		
9394	1931	RIZZO R	GRU A	37	10	4	1	5	2	1	1	0	2	1	1	0	14	6	3	5		
9394	1615	ROMAN R	ADE	19	6	2	4	0	0	0	0	0	0	0	0	0	6	2	4	0		
9394	1707	ROSE R	GRU B	11	1	0	1	0	0	0	0	0	0	0	0	0	1	0	1	0		
9394	1556	RUSCH E	UNI W	35	11	6	5	0	2	1	0	1	2	1	1	0	15	8	6	1		
9394	1339 /3	SHAPIRO C	GRU A	13	2	0	1	1	0	0	0	0	0	0	0	0	2	0	1	1		
9394	1767 /9	SHOENFELD O	IBA	29	9	3	3	3	0	0	0	0	0	0	0	0	9	3	3	3		
9394	1802	SIMEONE R	ALU A	43	10	7	1	2	1	0	1	0	0	0	0	0	11	7	2	2		
9394	1976	SOSTACK R	PAC	39	11	7	4	0	3	2	1	0	1	1	0	0	15	10	5	0		
9394	1979	SPINNATO C	UNI W	37	11	5	3	3	2	1	1	0	0	0	0	0	13	6	4	3		
9394	1756	STANDING R	LSF	39	9	7	2	0	4	1	2	1	1	1	0	0	14	9	4	1		
9394	1986	SULZBACH B	USP	45	11	7	1	3	2	2	0	0	0	0	0	0	13	9	1	3		
9394	1906	TIMMINS J	UNI R	25	10	2	5	3	3	2	1	0	0	0	0	0	13	4	6	3		
9394	1500	TREMMEL K SR	ADE	15	6	0	4	2	1	0	1	0	1	0	1	0	8	0	6	2		
9394	1687	ULFERS E	UNI W	35	11	5	4	2	2	1	1	0	1	0	1	0	14	6	6	2		
9394	1925	WILKIE C	GRU B	29	9	4	4	1	0	0	0	0	0	0	0	0	9	4	4	1		
9394	1611 /2	WILLMOTT P	LSF	15	1	1	0	0	0	0	0	0	1	0	1	0	2	1	1	0		
9394	1953	WISBAUER R	ALU A	43	10	7	1	2	1	0	1	0	0	0	0	0	11	7	2	2		
9394	1638 /11	YUK H	ADE	15	6	1	5	0	1	0	1	0	0	0	0	0	7	1	6	0		
9394	1740	ZABB K	UNI R	21	8	1	4	3	3	2	0	1	0	0	0	0	11	3	4	4		

TF	27	27	6	6	2	2	35	35
FF	2	2	1	1	0	0	3	3
	###	###	###	72	88	39	39	10
	###		44		30		###	

FINAL 1992-1993 INDIVIDUAL STANDINGS

FINAL RATING	NAME	TEAM	11 ROUNDS																				
			PTS	REGULAR					PLAYOFF				OTHER				TOTAL						
				G	W	L	D	G	W	L	D	G	W	L	D	G	W	L	D				
9293	1752	ALIKAKOS G	AIL	21	10	2	7	1	2	1	1	0	0	0	0	0	0	0	0	12	3	8	1
9293	1620	AMLING C	AIL	21	11	2	8	1	0	0	0	0	0	0	0	0	0	0	0	11	2	8	1
9293	1422 /3	ANDJEVSKY A	PAR M	19	4	2	2	0	0	0	0	0	0	0	0	0	0	0	0	4	2	2	0
9293	1705	ANTHONY M	LSF	25	10	3	6	1	2	1	1	0	0	0	0	0	0	0	0	12	4	7	1
9293	1213 /11	ASCOLESE M	USP	11	10	0	10	0	1	0	1	0	0	0	0	0	0	0	0	11	0	11	0
9293	1378 /1	ASCOLESE P JR	USP	11	1	0	1	0	0	0	0	0	0	0	0	0	0	0	0	1	0	1	0
9293	2109 /12	ASCOLESE P SR	USP	43	10	7	1	2	2	2	0	0	0	0	0	0	0	0	0	12	9	1	2
9293	2103	BERG G	GRU A	43	9	7	0	2	2	0	1	1	0	0	0	0	0	0	0	11	7	1	3
9293	1899	BONFANTE C	LSF	29	8	4	3	1	1	0	1	0	0	0	0	0	0	0	9	4	4	1	
9293	1477	BORIOTTI J	ALU C	21	3	2	0	1	1	1	0	0	0	0	0	0	0	0	4	3	0	1	
9293	1915	CAIRONE R	GRU B	37	11	5	3	3	2	0	2	0	0	0	0	0	0	0	13	5	5	3	
9293	1100 /1	CARPENTER R	SAR	11	1	0	1	0	0	0	0	0	0	0	0	0	0	0	1	0	1	0	
9293	1525	CECCHINI R	AIL	21	9	2	6	1	1	0	1	0	0	0	0	0	0	0	10	2	7	1	
9293	2050	CHIPKIN L	PAC	39	11	6	3	2	2	2	0	0	0	0	0	0	0	0	13	8	3	2	
9293	1586	COHN G	ADE	11	1	0	1	0	0	0	0	0	0	0	0	0	0	0	1	0	1	0	
9293	1220 /1	COMMONS R	ADE	11	1	0	1	0	0	0	0	0	0	0	0	0	0	0	1	0	1	0	
9293	1966	CRANSTON T	ALU A	15	1	1	0	0	2	0	0	2	0	0	0	0	0	0	3	1	0	2	
9293	1922	CULLEN P	GRU B	37	8	5	0	3	2	1	0	1	0	0	0	0	0	0	10	6	0	4	
9293	1884	DECARLO J	GRU B	15	3	0	1	2	0	0	0	0	0	0	0	0	0	0	3	0	1	2	
9293	1858	DWULIT J	PAR M	25	8	3	4	1	2	0	1	1	0	0	0	0	0	0	10	3	5	2	
9293	1394	GOLDFARB S	ALU C	19	11	2	9	0	1	1	0	0	0	0	0	0	0	0	12	3	9	0	
9293	1690	GOLDSTEIN C	PAC	41	9	6	0	3	2	0	2	0	0	0	0	0	0	0	11	6	2	3	
9293	1440 /11	GREEK J	SAR	21	11	2	8	1	0	0	0	0	0	0	0	0	0	0	11	2	8	1	
9293	1248 /1	GREEN R	GRU A	11	1	0	1	0	0	0	0	0	0	0	0	0	0	0	1	0	1	0	
9293	1547	GRIESE W	ALU C	11	3	0	3	0	0	0	0	0	0	0	0	0	0	0	3	0	3	0	
9293	1512	HART R	ADE	21	9	2	6	1	2	1	0	1	0	0	0	0	0	0	11	3	6	2	
9293	1677 /1	HARWOOD R	LSF	15	1	1	0	0	0	0	0	0	0	0	0	0	0	0	1	1	0	0	
9293	1708	HATCHER R	PAR W	29	11	4	6	1	2	0	1	1	0	0	0	0	0	0	13	4	7	2	
9293	1544 /6	HELF R	AIL	27	6	4	2	0	2	1	0	1	0	0	0	0	0	0	8	5	2	1	
9293	1790	HOLZER P	GRU A	27	4	4	0	0	0	0	0	0	0	0	0	0	0	0	4	4	0	0	
9293	1750	HOM D	PAR M	39	9	6	1	2	2	2	0	0	0	0	0	0	0	0	11	8	1	2	
9293	1507 /10	INFRANCO J	SAR	27	11	3	6	2	0	0	0	0	0	0	0	0	0	0	11	3	6	2	
9293	1682	JAROSINSKI M	LSF	35	10	5	3	2	2	2	0	0	0	0	0	0	0	0	12	7	3	2	
9293	1870	JOHNSON W	PAC	47	11	7	0	4	2	0	0	2	0	0	0	0	0	0	13	7	0	6	
9293	2025	KANTOR A	ALU A	35	8	5	1	2	1	0	1	0	0	0	0	0	0	0	9	5	2	2	
9293	1648	KINGSLEY J	ALU C	21	11	2	8	1	2	2	0	0	0	0	0	0	0	0	13	4	8	1	
9293	2182	LAFLAIR R	ALU A	43	8	8	0	0	2	1	0	1	0	0	0	0	0	0	10	9	0	1	
9293	1246 /2	LEE A	PAR W	11	2	0	2	0	0	0	0	0	0	0	0	0	0	0	2	0	2	0	
9293	1095 /1	LEE S	PAR W	11	1	0	1	0	0	0	0	0	0	0	0	0	0	0	1	0	1	0	
9293	1813 /7	LEONE D	LSF	29	5	4	0	1	2	1	1	0	0	0	0	0	0	0	7	5	1	1	
9293	1811 /13	LIPPACHER E	USP	11	2	0	2	0	1	0	1	0	0	0	0	0	0	0	3	0	3	0	
9293	1423 /6	LIVELY J	GRU A	15	2	1	1	0	0	0	0	0	0	0	0	0	0	0	2	1	1	0	
9293	1301	LOSHIN A	ALU C	21	10	2	7	1	2	1	1	0	0	0	0	0	0	0	12	3	8	1	
9293	1721	MAHONEY K	GRU B	35	7	5	0	2	2	2	0	0	0	0	0	0	0	0	9	7	0	2	
9293	1842	MARLEY K	GRU A	23	5	2	1	2	1	0	1	0	0	0	0	0	0	0	6	2	2	2	
9293	1852	MINASSIAN S	GRU A	17	3	1	1	1	2	0	1	1	0	0	0	0	0	0	5	1	2	2	
9293	1609	MUTTREJA S	ADE	11	2	0	2	0	1	1	0	0	0	0	0	0	0	0	3	1	2	0	
9293	1508	NEDJAD D	ALU A	15	5	1	4	0	0	0	0	0	0	0	0	0	0	0	5	1	4	0	
9293	2084	NOVIK S	GRU A	45	10	8	1	1	1	0	0	1	0	0	0	0	0	0	11	8	1	2	
9293	1818	OGEN T	ADE	31	11	4	5	2	2	1	1	0	0	0	0	0	0	0	13	5	6	2	
9293	1716 /1	OPITZ P	GRU A	15	1	1	0	0	0	0	0	0	0	0	0	0	0	0	1	1	0	0	
9293	1484	PARNELL R	ALU A	15	1	1	0	0	0	0	0	0	0	0	0	0	0	0	1	1	0	0	
9293	1649 /9	PAWSON T	SAR	23	9	3	6	0	0	0	0	0	0	0	0	0	0	0	9	3	6	0	
9293	1832	PETRULLI M	ALU A	13	1	0	0	1	0	0	0	0	0	0	0	0	0	0	1	0	0	1	
9293	1917 /1	RAPPAPORT V	PAR M	15	1	1	0	0	0	0	0	0	0	0	0	0	0	0	1	1	0	0	
9293	1283	RIGNEY D	ALU C	11	1	0	1	0	1	0	1	0	0	0	0	0	0	0	2	0	2	0	
9293	1975	RIZZO R	GRU B	33	9	5	3	1	2	1	0	1	0	0	0	0	0	0	11	6	3	2	
9293	1595	ROMAN R	ADE	23	7	3	4	0	1	1	0	0	0	0	0	0	0	0	8	4	4	0	
9293	1732	ROSE R	GRU B	23	4	3	1	0	0	0	0	0	0	0	0	0	0	0	4	3	1	0	
9293	1289 /5	RUBIN K	AIL	15	1	1	0	0	0	0	0	0	0	0	0	0	0	0	1	1	0	0	
9293	1491	RUSCH E	PAR W	31	10	5	5	0	2	0	2	0	0	0	0	0	0	0	12	5	7	0	
9293	1677	SCHONROG W	ALU C	17	3	1	1	1	0	0	0	0	0	0	0	0	0	0	3	1	1	1	
9293	1449 /1	SHAPIRO C	GRU B	11	1	0	1	0	0	0	0	0	0	0	0	0	0	0	1	0	1	0	
9293	1792	SIMEONE R	ALU A	37	9	6	2	1	1	0	0	1	0	0	0	0	0	0	10	6	2	2	
9293	2009	SOSTACK R	PAC	53	11	10	0	1	2	0	1	1	0	0	0	0	0	0	13	10	1	2	
9293	1946	SPINNATO C	PAR W	29	11	4	6	1	2	1	0	1	0	0	0	0	0	0	13	5	6	2	
9293	1704	STANDING R	LSF	41	10	7	2	1	1	1	0	0	0	0	0	0	0	0	11	8	2	1	
9293	1920 /13	SULZBACH B	USP	39	11	6	3	2	2	2	0	0	0	0	0	0	0	0	13	8	3	2	
9293	1247 /10	SULZBACH F	USP	11	8	0	8	0	2	0	2	0	0	0	0	0	0	0	10	0	10	0	
9293	1996	SUNSHINE B	PAC	15	2	1	1	0	0	0	0	0	0	0	0	0	0	0	2	1	1	0	
9293	1770 /10	TATE S	SAR	23	10	3	7	0	0	0	0	0	0	0	0	0	0	0	10	3	7	0	
9293	1930	TIMMINS J	PAR M	27	11	3	6	2	2	0	1	1	0	0	0	0	0	0	13	3	7	3	
9293	1525	TREMMEL K SR	ADE	15	3	1	2	0	1	1	0	0	0	0	0	0	0	0	4	2	2	0	
9293	1674	ULFERS E	PAR W	37	9	5	1	3	2	1	1	0	0	0	0	0	0	0	11	6	2	3	
9293	1890	VICTORY T	GRU B	15	1	1	0	0	0	0	0	0	0	0	0	0	0	0	1	1	0	0	
9293	1978 /12	WILKIE C	GRU A	35	9	5	2	2	2	1	1	0	0	0	0	0	0	0	11	6	3	2	
9293	1962	WISBAUER R	ALU A	39	10	5	1	4	2	2	0	0	0	0	0	0	0	0	12	7	1	4	
9293	1716 /4	YUK H	ADE	21	3																		

264

48

0

###

FINAL 1991-1992 INDIVIDUAL STANDINGS 11 ROUNDS

FINAL RATING	NAME	TEAM	REGULAR				PLAYOFF				OTHER				TOTAL				
			PTS	G	W	L	D	G	W	L	D	G	W	L	D	G	W	L	D
9192 1793	ALIKAKOS G	AIL	25	11	3	7	1	0	0	0	0	1	1	0	0	12	4	7	1
9192 1619	AMLING C	AIL	17	11	1	9	1	0	0	0	0	1	1	0	0	12	2	9	1
9192 1663	ANTHONY M	LSF	25	8	3	4	1	1	0	1	0	1	1	0	0	10	4	5	1
9192 1608	BAKER W	ALU B	13	2	0	1	1	0	0	0	0	0	0	0	2	0	1	1	
9192 1454	BARILLA J	UNI I	25	6	3	2	1	2	0	1	1	0	0	0	8	3	3	2	
9192 2090	BERG G	GRU A	35	11	5	4	2	2	1	1	0	1	1	0	14	7	5	2	
9192 1897	BONFANTE C	LSF	23	7	3	4	0	1	0	0	1	1	1	0	9	4	4	1	
9192 1459	BORIOTTI J	NOR	19	6	2	4	0	0	0	0	0	0	0	0	6	2	4	0	
9192 1942	BORTZNER C	ALU B	43	10	6	0	4	2	1	1	0	0	0	0	12	7	1	4	
9192 1100 /1	BROGHELLI K	USM	11	0	0	0	0	0	0	0	0	1	0	1	1	0	1	0	
9192 1444 /3	BROWN A	USM	11	0	0	0	0	0	0	0	0	3	0	3	0	3	0	3	
9192 1971	CAIRONE R	GRU A	21	3	2	0	1	2	1	1	0	0	0	0	5	3	1	1	
9192 1500 /10	CECCHINI R	AIL	15	9	0	7	2	0	0	0	0	1	1	0	10	1	7	2	
9192 2036	CHIPKIN L	PAC	41	11	7	3	1	2	0	2	0	1	1	0	14	8	5	1	
9192 1266 /2	CLARK T	USM	11	0	0	0	0	0	0	0	0	2	0	2	0	2	0	2	
9192 1588	COHN G	ADE	19	2	2	0	0	0	0	0	0	0	0	0	2	2	0	0	
9192 1959	CRANSTON T	ALU B	33	9	4	2	3	2	0	0	2	0	0	0	11	4	2	5	
9192 1904	CULLEN P	GRU A	37	8	5	0	3	1	1	0	0	0	0	0	9	6	0	3	
9192 1898	DECARLO J	GRU B	17	3	1	1	1	1	0	0	1	0	0	0	4	1	1	2	
9192 1285 /4	DOBBS W	USM	11	0	0	0	0	0	0	0	0	4	0	4	0	4	0	4	
9192 1919	DWULIT J	UNI	29	7	3	1	3	2	1	0	1	1	1	0	10	5	1	4	
9192 1836 /10	GILLESPIE C	UNI II	33	8	5	2	1	2	0	1	1	0	0	0	10	5	3	2	
9192 1402	GOLDFARB S	ALU A	19	7	2	5	0	2	0	1	1	0	0	0	9	2	6	1	
9192 1654	GOLDSTEIN C	PAC	41	11	7	3	1	2	0	2	0	1	1	0	14	8	5	1	
9192 UNR /0	GOLDSTEIN J	PAC	11	0	0	0	0	0	0	0	0	1	1	0	1	1	0	0	
9192 1411 /1	GRAHAM M	USM	11	0	0	0	0	0	0	0	0	1	0	1	0	1	0	1	
9192 1589	GRIESE W	NOR	19	5	2	3	0	0	0	0	0	0	0	0	5	2	3	0	
9192 1464 /1	HALLIDAY H	LSF	11	1	0	1	0	0	0	0	0	0	0	0	1	0	1	0	
9192 1529	HART R	ADE	35	10	5	3	2	2	2	0	0	0	0	0	12	7	3	2	
9192 1717	HATCHER R	UNI I	33	10	4	3	3	2	0	1	1	1	1	0	13	5	4	4	
9192 1556 /10	HEINTZ J	NOR	11	4	0	4	0	0	0	0	0	1	1	0	5	1	4	0	
9192 1491 /1	HEPURKER L	ADE	15	1	1	0	0	0	0	0	0	0	0	0	1	1	0	0	
9192 1778 /13	HOLZER P	GRU A	27	5	4	1	0	1	0	1	0	1	1	0	7	5	2	0	
9192 1713	HOM D	UNI I	37	10	6	3	1	0	0	0	0	1	1	0	11	7	3	1	
9192 1232 /1	HSU	USM	11	0	0	0	0	0	0	0	0	1	0	1	0	1	0	1	
9192 1627	JAROSINSKI M	LSF	27	9	4	5	0	1	0	0	1	1	1	0	11	5	5	1	
9192 1840 /13	JOHNSON W	LIR	27	11	4	7	0	1	0	0	1	1	1	0	13	5	7	1	
9192 2026	KANTOR A	ALU A	27	8	4	4	0	1	1	0	0	0	0	0	9	5	4	0	
9192 1622	KINGSLEY J	NOR	15	10	1	9	0	0	0	0	0	1	1	0	11	2	9	0	
9192 2106	LAFLAIR R	ALU B	33	6	5	0	1	2	2	0	0	0	0	0	8	7	0	1	
9192 1740	LANNING R	GRU A	15	2	1	1	0	0	0	0	0	1	1	0	3	2	1	0	
9192 UNR /0	LEE A	UNI II	15	1	1	0	0	0	0	0	0	0	0	0	1	1	0	0	
9192 1500 /1	LEW T	ADE	11	1	0	1	0	0	0	0	0	0	0	0	1	0	1	0	
9192 1298	LOSHIN A	LSF	17	4	1	2	1	0	0	0	0	0	0	0	4	1	2	1	
9192 1691 /10	MAHONEY K	GRU B	29	8	4	3	1	2	2	0	0	0	0	0	10	6	3	1	
9192 1885	MARLEY K	GRU B	39	10	6	2	2	2	0	1	1	0	0	0	12	6	3	3	
9192 1402 /5	MEDRANO E	USM	11	0	0	0	0	0	0	0	0	5	2	3	0	5	2	3	
9192 1257 /2	MELENDEZ L	ADE	15	2	1	1	0	0	0	0	0	0	0	0	2	1	1	0	
9192 1898	MINASSIAN S	GRU B	25	6	2	1	3	1	1	0	0	0	0	0	7	3	1	3	
9192 1504 /2	MINUTOLI G	NOR	11	1	0	1	0	0	0	0	0	1	1	0	2	1	1	0	
9192 1100 /1	MUTTO R	USM	11	0	0	0	0	0	0	0	0	1	0	1	0	1	0	1	
9192 1627	MUTTREJA S	ADE	19	6	2	4	0	2	1	1	0	0	0	0	8	3	5	0	
9192 1562	NEDJAD D	ALU B	15	1	1	0	0	0	0	0	0	0	0	0	1	1	0	0	
9192 1791 /2	NGUYEN B	LSF	15	1	1	0	0	0	0	0	0	0	0	0	1	1	0	0	
9192 1100 /1	NOLEN M	USM	11	0	0	0	0	0	0	0	0	1	0	1	0	1	0	1	
9192 2089	NOVIK S	GRU B	45	10	8	1	1	2	1	1	0	0	0	0	12	9	2	1	
9192 1819	OGEN T	ADE	27	9	3	4	2	2	1	1	0	0	0	0	11	4	5	2	
9192 1481 /11	PANICO D	LIR	25	11	3	7	1	1	0	0	1	1	1	0	13	4	7	2	
9192 1277 /12	PANICO N Jr	LIR	17	10	1	8	1	1	0	1	0	1	0	1	12	1	10	1	
9192 1654 /12	PANICO N Sr	LIR	23	11	3	8	0	1	1	0	0	1	1	0	13	5	8	0	
9192 1839	PETRULLI M	ALU A	25	8	3	4	1	2	1	1	0	0	0	0	10	4	5	1	
9192 1411 /14	PISCOP F	AIL	21	10	1	6	3	0	0	0	0	1	1	0	11	2	6	3	
9192 1678	RICHARDS L	ALU B	27	6	4	2	0	0	0	0	0	0	0	0	6	4	2	0	
9192 1291	RIGNEY D	ALU A	11	1	0	1	0	0	0	0	0	0	0	0	1	0	1	0	
9192 1952	RIZZO R	GRU A	19	6	1	3	2	0	0	0	0	0	0	0	6	1	3	2	
9192 1570	ROMAN R	ADE	29	9	4	4	1	1	0	1	0	0	0	0	10	4	5	1	
9192 1744	ROSE R	GRU B	35	7	6	1	0	0	0	0	0	0	0	0	7	6	1	0	
9192 1206 /4	RUBIN K	AIL	11	3	0	3	0	0	0	0	0	0	0	0	3	0	3	0	
9192 1457 /10	RUSCH E	UNI II	25	9	3	5	1	2	1	1	0	0	0	0	11	4	6	1	
9192 1637	SCHONROG W	ALU A	27	8	4	4	0	1	1	0	0	0	0	0	9	5	4	0	
9192 2063	SEROPIAN A	GRU A	37	9	6	2	1	2	0	0	2	1	1	0	12	7	2	3	
9192 1900 /1	SHERMAN S	UNI I	11	0	0	0	0	0	0	0	0	1	1	0	1	1	0	0	
9192 1771	SIMEONE R	ALU B	43	10	7	1	2	2	1	1	0	0	0	0	12	8	2	2	
9192 1522 /14	SINGH D	NOR	21	9	2	6	1	0	0	0	0	1	1	0	10	3	6	1	
9192 1945	SOSTACK R	PAC	43	11	8	3	0	2	1	1	0	0	0	0	13	9	4	0	
9192 1996 /12	SPINNATO C	UNI II	41	11	7	3	1	2	0	1	1	0	0	0	13	7	4	2	
9192 1620	STANDING R	LSF	39	9	5	0	4	1	1	0	0	1	0	1	11	6	1	4	
9192 2007	SUNSHINE B	PAC	41	11	7	3	1	2	0	0	2	1	1	0	14	8	3	3	
9192 1998	TIMMINS J	UNI I	37	11	6	4	1	2	0	1	1	0	0	0	13	6	5	2	
9192 1524	TREMMELE K Sr	ADE	15	3	1	2	0	1	0	1	0	0	0	0	4	1	3	0	
9192 1491 /5	ULFERS E	UNI II	21	4	2	1	1	0	0	0	0	0	0	0	4	2	1	1	
9192 1962	WISBAUER R	ALU A	35	10	5	3	2	2	2	0	0	0	0	0	12	7	3	2	
9192 1100 /1	York A	USM	11	0	0	0	0	0	0	0	0	1	0	1	0	1	0	1	
9192 1820 /13	ZABB K	UNI II	35	11	5	4	2	2	1	0	1	0	0	0	13	6	4	3	

TF	18	18	0	0	8	8	26	26
FF	0	0	0	0	0	0	0	0
##	##	##	70	72	26	26	20	56
##	##	##	70	72	26	26	20	56

FINAL 1990-1991 INDIVIDUAL STANDINGS 10 ROUNDS

FINAL RATING	NAME	TEAM	REGULAR				PLAYOFF				OTHER				TOTAL								
			PTS	G	W	L	D	G	W	L	D	G	W	L	D	G	W	L	D				
9091 1391 /7	ACEA J	ALU	10	1	0	1	0	0	0	0	0	0	0	0	0	0	0	0	0	1	0	1	0
9091 1821	ALIKAKOS G	AIL A	24	10	3	6	1	3	1	2	0	0	0	0	0	0	0	0	0	13	4	8	1
9091 1643	AMLING C	AIL A	28	10	4	5	1	3	2	1	0	0	0	0	0	0	0	0	13	6	6	1	
9091 1585 /8	ANTHONY M	LSF	26	8	4	4	0	1	0	1	0	0	0	0	0	0	0	0	9	4	5	0	
9091 1440	BARILLA J	UNI	32	6	5	0	1	0	0	0	0	0	0	0	0	0	0	0	6	5	0	1	
9091 2163	BERG G	GRU A	38	9	7	2	0	2	2	0	0	0	0	0	0	0	0	0	11	9	2	0	
9091 1873 /9	BONFANTE C	LSF	30	9	4	3	2	1	0	1	0	0	0	0	0	0	0	0	10	4	4	2	
9091 1459	BORIOTTI J	NOR	10	4	0	4	0	0	0	0	0	0	0	0	0	0	0	0	4	0	4	0	
9091 1874	BORTZNER C	GUL	28	10	3	4	3	2	2	0	0	0	0	0	0	0	0	0	12	5	4	3	
9091 1495	BURNS P	AIL B	18	9	1	6	2	0	0	0	0	0	0	0	0	0	0	0	9	1	6	2	
9091 1971	CAIRONE R	GRU B	28	7	4	2	1	1	0	1	0	0	0	0	0	0	0	0	8	4	3	1	
9091 2052	CHIPKIN L	PAC	38	10	6	2	2	2	0	1	1	0	0	0	0	0	0	0	12	6	3	3	
9091 1936	CRANSTON T	PAC	14	1	1	0	0	0	0	0	0	0	0	0	0	0	0	0	1	1	0	0	
9091 1906	CULLEN P	GRU B	44	9	8	0	1	1	1	0	0	0	0	0	0	0	0	0	10	9	0	1	
9091 1904	DECARLO J	GRU B	38	8	7	1	0	2	1	1	0	0	0	0	0	0	0	0	10	8	2	0	
9091 1534 /8	DEMARCO J	AIL B	10	2	0	2	0	0	0	0	0	0	0	0	0	0	0	0	2	0	2	0	
9091 1886	DWULIT J	UNI	26	6	3	1	2	2	2	0	0	0	0	0	0	0	0	0	8	5	1	2	
9091 1750 /12	GARCIA J	LSF	12	3	0	2	1	0	0	0	0	0	0	0	0	0	0	0	3	0	2	1	
9091 1575 /2	GODUTO R	AIL B	10	2	0	2	0	0	0	0	0	0	0	0	0	0	0	0	2	0	2	0	
9091 1443	GOLDFARB S	ALU	14	7	1	6	0	0	0	0	0	0	0	0	0	0	0	0	7	1	6	0	
9091 1652	GOLDSTEIN C	PAC	30	9	4	3	2	2	0	2	0	0	0	0	0	0	0	0	11	4	5	2	
9091 1592	GRIESE W	NOR	18	7	2	5	0	0	0	0	0	0	0	0	0	0	0	0	7	2	5	0	
9091 1452	HART R	ADE	14	6	1	5	0	0	0	0	0	0	0	0	0	0	0	0	6	1	5	0	
9091 1706	HATCHER R	UNI	26	9	4	5	0	2	0	2	0	0	0	0	0	0	0	0	11	4	7	0	
9091 1594 /5	HEINTZ J	NOR	18	4	2	2	0	0	0	0	0	0	0	0	0	0	0	0	4	2	2	0	
9091 1468 /1	HEPURKER L	ADE	10	1	0	1	0	0	0	0	0	0	0	0	0	0	0	0	1	0	1	0	
9091 1679	HOM D	UNI	34	9	6	3	0	2	1	1	0	0	0	0	0	0	0	0	11	7	4	0	
9091 1666	HUELSTRUNK	AIL B	18	9	1	6	2	0	0	0	0	0	0	0	0	0	0	0	9	1	6	2	
9091 1564 /9	JAROSINSKI M	LSF	28	9	4	4	1	1	1	0	0	0	0	0	0	0	0	0	10	5	4	1	
9091 1625 /13	JOHNSEN R	PAC	16	2	1	0	1	0	0	0	0	0	0	0	0	0	0	0	2	1	0	1	
9091 1509 /7	KALAFAS M	ADE	14	5	1	4	0	2	2	0	0	0	0	0	0	0	0	0	7	3	4	0	
9091 1397	KANISHAK B	AIL A	10	3	0	3	0	0	0	0	0	0	0	0	0	0	0	0	3	0	3	0	
9091 2068	KANTOR A	ALU	34	7	6	1	0	2	2	0	0	0	0	0	0	0	0	0	9	8	1	0	
9091 1610	KINGSLEY J	NOR	18	10	2	8	0	0	0	0	0	0	0	0	0	0	0	0	10	2	8	0	
9091 1756	LANNING R	GRU B	14	1	1	0	0	0	0	0	0	0	0	0	0	0	0	0	1	1	0	0	
9091 1901 /10	LIPPACHER E	GRU A	38	8	7	1	0	2	2	0	0	0	0	0	0	0	0	0	10	9	1	0	
9091 1282	LOSHIN A	AIL B	18	7	2	5	0	0	0	0	0	0	0	0	0	0	0	0	7	2	5	0	
9091 1875	MARLEY K	GRU A	30	9	4	3	2	0	0	0	0	0	0	0	0	0	0	0	9	4	3	2	
9091 1882	MINASSIAN S	GRU A	18	2	2	0	0	1	1	0	0	0	0	0	0	0	0	0	3	3	0	0	
9091 1634 /11	MUTTREJA S	ADE	30	10	5	5	0	1	0	1	0	0	0	0	0	0	0	0	11	5	6	0	
9091 1564	NEDJAD D	GUL	26	10	3	5	2	0	0	0	0	0	0	0	0	0	0	0	10	3	5	2	
9091 1761	OGEN T	ADE	24	7	3	3	1	2	0	2	0	0	0	0	0	0	0	0	9	3	5	1	
9091 1476	PARNELL R	GUL	26	10	3	5	2	2	0	2	0	0	0	0	0	0	0	0	12	3	7	2	
9091 1880 /14	PETRULLI M	GRU B	22	3	3	0	0	1	0	1	0	0	0	0	0	0	0	0	4	3	1	0	
9091 1500 /3	PISCOP F	AIL A	20	5	2	2	1	1	0	1	0	0	0	0	0	0	0	0	6	2	3	1	
9091 1420 /1	POWELL	ADE	10	1	0	1	0	1	0	1	0	0	0	0	0	0	0	0	2	0	2	0	
9091 1165 /4	REILLY T	AIL B	12	4	0	3	1	0	0	0	0	0	0	0	0	0	0	0	4	0	3	1	
9091 1688	RICHARDS L	AIL A	24	9	3	5	1	2	1	1	0	0	0	0	0	0	0	0	11	4	6	1	
9091 1296	RIGNEY D	ALU	16	6	1	4	1	2	0	2	0	0	0	0	0	0	0	0	8	1	6	1	
9091 2034	RIZZO R	GRU B	30	8	4	2	2	2	1	0	1	0	0	0	0	0	0	0	10	5	2	3	
9091 1924	RODRIGUEZ K	GRU B	22	4	3	1	0	1	0	1	0	0	0	0	0	0	0	0	5	3	2	0	
9091 1538	ROMAN R	ADE	26	7	4	3	0	2	2	0	0	0	0	0	0	0	0	0	9	6	3	0	
9091 1400 /1	RUBIN K	AIL A	10	1	0	1	0	0	0	0	0	0	0	0	0	0	0	0	1	0	1	0	
9091 1329 /5	SALZONE J	AIL B	14	6	1	5	0	0	0	0	0	0	0	0	0	0	0	0	6	1	5	0	
9091 1581	SCHONROG W	ALU	34	10	6	4	0	1	0	1	0	0	0	0	0	0	0	0	11	6	5	0	
9091 2099	SEROPIAN A	GRU A	26	4	4	0	0	2	1	1	0	0	0	0	0	0	0	0	6	5	1	0	
9091 1714	SIMEONE R	GUL	28	10	3	4	3	2	2	0	0	0	0	0	0	0	0	0	12	5	4	3	
9091 1479 /4	SINGH D	NOR	14	4	1	3	0	0	0	0	0	0	0	0	0	0	0	0	4	1	3	0	
9091 2009 /11	SOSTACK R	PAC	42	8	8	0	0	2	1	0	1	0	0	0	0	0	0	0	10	9	0	1	
9091 1433 /5	STANDING R	LSF	14	5	1	4	0	1	1	0	0	0	0	0	0	0	0	0	6	2	4	0	
9091 2051	SUNSHINE B	PAC	40	10	6	1	3	2	1	1	0	0	0	0	0	0	0	0	12	7	2	3	
9091 2072 /11	TIMMINS J	UNI	44	10	8	1	1	2	0	2	0	0	0	0	0	0	0	0	12	8	3	1	
9091 1521	TREMMELE K Sr	ADE	10	2	0	2	0	0	0	0	0	0	0	0	0	0	0	0	2	0	2	0	
9091 1889	VICTORY T	GRU A	36	8	6	1	1	1	0	0	1	0	0	0	0	0	0	0	9	6	1	2	
9091 1964	WISBAUER R	ALU	28	6	4	1	1	2	2	0	0	0	0	0	0	0	0	0	8	6	1	1	
9091 1413	YU M	NOR	24	7	3	3	1	0	0	0	0	0	0	0	0	0	0	0	7	3	3	1	

	###	###	###	46	66	32	30	4	0	0	0	0	###	###	###	50
TF	16		16		4		4		0		0		20		20	
FF	1		1		2		2		0		0		3		3	
	###	###	###	46	72	34	34	4	0	0	0	0	###	###	###	50
	###				36				0				###			

FINAL 1989-1990 INDIVIDUAL STANDINGS

RATING	NAME	TEAM	9 ROUNDS																
			REGULAR				PLAYOFF				OTHER				TOTAL				
			PTS	G	W	L	D	G	W	L	D	G	W	L	D	G	W	L	D
8990 1892	ALIKAKOS G	EAT A	35	8	6	1	1	2	1	0	1	0	0	0	0	10	7	1	2
8990 1631	AMLING C	EAT A	25	9	3	4	2	1	1	0	0	0	0	0	0	10	4	4	2
8990 UNR /1	BACH L	EAT B	13	1	1	0	0	1	0	1	0	0	0	0	0	2	1	1	0
8990 1308	BARILLA J	UNI	23	6	3	2	1	1	1	0	0	0	0	0	7	4	2	1	
8990 UNR /1	BATTALLAS R	D&M	9	1	0	1	0	0	0	0	0	0	0	0	1	0	1	0	
8990 2129	BERG G	GRU B	39	8	7	0	1	2	2	0	0	0	0	0	10	9	0	1	
8990 1479	BORIOTTI J	NOR	15	7	1	5	1	0	0	0	0	0	0	0	7	1	5	1	
8990 1851	BORTZNER C	GUL	27	8	4	3	1	2	0	2	0	0	0	0	10	4	5	1	
8990 1512	BURNS P	EAT B	21	7	2	3	2	2	0	1	1	0	0	0	9	2	4	3	
8990 UNR /2	CAGNA V	GUL	19	4	2	1	1	2	0	2	0	0	0	0	6	2	3	1	
8990 1980	CAIRONE R	GRU B	41	9	8	1	0	1	1	0	0	0	0	0	10	9	1	0	
8990 2058	CHIPKIN L	PAC	39	9	6	0	3	2	2	0	0	0	0	0	11	8	0	3	
8990 1595	COHN G	ADE	21	7	3	4	0	2	0	2	0	0	0	0	9	3	6	0	
8990 UNR /1	COSENZA J	D&M	9	1	0	1	0	0	0	0	0	0	0	0	1	0	1	0	
8990 1932	CRANSTON T	PAC	15	2	1	0	1	0	0	0	0	0	0	0	2	1	0	1	
8990 1854	CULLEN P	GRU A	39	8	7	0	1	2	1	1	0	0	0	0	10	8	1	1	
8990 1900	DECARLO J	GRU B	35	8	6	1	1	1	1	0	0	0	0	0	9	7	1	1	
8990 1634 /6	DEMARCO J	EAT A	17	5	2	3	0	1	0	1	0	0	0	0	6	2	4	0	
8990 1803	DWULIT J	UNI	17	6	2	4	0	1	1	0	0	0	0	0	7	3	4	0	
8990 1731	FAZZOLARE D	PAC	29	7	5	2	0	2	0	1	1	0	0	0	9	5	3	1	
8990 1762 /9	GARCIA J	PAC	13	1	1	0	0	0	0	0	0	0	0	0	1	1	0	0	
8990 UNR /1	GLEICH H	EAT A	9	1	0	1	0	0	0	0	0	0	0	0	1	0	1	0	
8990 1486 /14	GOLDFARB S	D&M	9	4	0	4	0	0	0	0	0	0	0	0	4	0	4	0	
8990 1701	GOLDSTEIN C	PAC	33	7	6	1	0	2	1	1	0	0	0	0	9	7	2	0	
8990 1467	HART R	ADE	15	7	1	5	1	0	0	0	0	0	0	0	7	1	5	1	
8990 1755	HATCHER R	UNI	21	9	3	6	0	2	0	2	0	0	0	0	11	3	8	0	
8990 UNR /1	HEINTZ J	NOR	9	1	0	1	0	0	0	0	0	0	0	0	1	0	1	0	
8990 1498 /6	HOM D	UNI	19	5	2	2	1	1	1	0	0	0	0	0	6	3	2	1	
8990 1671 /14	HUELSTRUNK J	EAT B	17	9	2	7	0	2	1	1	0	0	0	0	11	3	8	0	
8990 1395 /13	KANISHAK B	EAT B	17	9	2	7	0	1	1	0	0	0	0	0	10	3	7	0	
8990 1530 /8	KANISHAK G	EAT B	17	3	2	1	0	2	2	0	0	0	0	0	5	4	1	0	
8990 2025	KANTOR A	GRU A	25	5	4	1	0	2	0	2	0	0	0	0	7	4	3	0	
8990 1636	KINGSLEY J	NOR	21	9	3	6	0	0	0	0	0	0	0	0	9	3	6	0	
8990 1767	LANNING R	GRU A	21	3	3	0	0	1	0	1	0	0	0	0	4	3	1	0	
8990 1292	LOSHIN A	EAT B	13	7	1	6	0	0	0	0	0	0	0	0	7	1	6	0	
8990 1897	MARLEY K	GRU B	17	2	2	0	0	2	2	0	0	0	0	0	4	4	0	0	
8990 1871	MINASSIAN S	GRU A	11	3	0	2	1	1	0	1	0	0	0	0	4	0	3	1	
8990 1531	NEDJAD D	GUL	29	9	5	4	0	0	0	0	0	0	0	0	9	5	4	0	
8990 1761	OGEN T	ADE	21	8	3	5	0	2	0	1	1	0	0	0	10	3	6	1	
8990 1423 /4	PARNELL R	GUL	13	4	1	3	0	2	0	1	1	0	0	0	6	1	4	1	
8990 1960 /10	PETRULLI M	GRU B	17	2	2	0	0	0	0	0	0	0	0	0	2	2	0	0	
8990 1451 /4	QUARTERMAN T	D&M	9	4	0	4	0	0	0	0	0	0	0	0	4	0	4	0	
8990 1686	RICHARDS L	EAT A	23	9	3	5	1	1	1	0	0	0	0	0	10	4	5	1	
8990 2029	RIZZO R	GRU A	43	9	8	0	1	2	1	0	1	0	0	0	11	9	0	2	
8990 1966	RODRIGUEZ K	GRU B	33	7	5	0	2	2	1	0	1	0	0	0	9	6	0	3	
8990 1452 /5	ROMAN R	ADE	21	6	3	3	0	2	1	1	0	0	0	0	8	4	4	0	
8990 UNR /2	ROSALES J	GUL	13	2	1	1	0	0	0	0	0	0	0	0	2	1	1	0	
8990 1533	SCHONROG W	UNI	29	9	5	4	0	2	1	1	0	0	0	0	11	6	5	0	
8990 1715 /14	SIMEONE R	GUL	35	9	6	2	1	2	0	1	1	0	0	0	11	6	3	2	
8990 1818 /2	SOSTACK R	PAC	13	2	1	1	0	0	0	0	0	0	0	0	2	1	1	0	
8990 1565	STEIN B	NOR	13	4	1	3	0	0	0	0	0	0	0	0	4	1	3	0	
8990 1590 /9	STRONG B	NOR	13	6	1	5	0	0	0	0	0	0	0	0	6	1	5	0	
8990 2080	SUNSHINE B	PAC	31	8	5	2	1	2	1	0	1	0	0	0	10	6	2	2	
8990 1555	TREMMEL K Sr	ADE	19	7	2	4	1	2	0	1	1	0	0	0	9	2	5	2	
8990 UNR /2	ULFERS E	UNI	13	1	1	0	0	1	1	0	0	0	0	0	2	2	0	0	
8990 UNR /3	VENCO M	D&M	9	3	0	3	0	0	0	0	0	0	0	0	3	0	3	0	
8990 1855	VICTORY T	GRU A	41	8	8	0	0	1	1	0	0	0	0	0	9	9	0	0	
8990 1419	WEST P	NOR	9	1	0	1	0	0	0	0	0	0	0	0	1	0	1	0	
8990 1391 /9	WOLF K	EAT A	13	2	1	1	0	1	0	1	0	0	0	0	3	1	2	0	
8990 1271 /4	WYHOWANEC S	D&M	9	4	0	4	0	0	0	0	0	0	0	0	4	0	4	0	
8990 1397	YU M	NOR	25	8	3	3	2	0	0	0	0	0	0	0	8	3	3	2	

	##	##	##	28	63	27	26	10	0	0	0	0	##	##	##	38
TF	22		22		1		1		0		0		0		0	
FF	0	0			0	0			0	0			0	0		
	##	##	##	28	64	27	27	10	0	0	0	0	##	##	##	38
	##				32				0				##			

FINAL 1988-1989 INDIVIDUAL STANDINGS

FINAL RATING	NAME	TEAM	9 ROUNDS																				
			REGULAR					PLAYOFF				OTHER				TOTAL							
			PTS	G	W	L	D	G	W	L	D	G	W	L	D	G	W	L	D				
8889	1457 /6	ACEA J	EAT B	11	3	0	2	1	0	0	0	0	0	0	0	0	0	0	0	3	0	2	1
8889	1838	ALIKAKOS G	EAT A	21	7	2	3	2	0	0	0	0	0	0	0	0	0	0	0	7	2	3	2
8889	1654	AMLING C	EAT A	25	8	4	4	0	0	0	0	0	0	0	0	0	0	0	0	8	4	4	0
8889	1235 /13	BARILLA J	UNI	19	7	1	3	3	0	0	0	0	0	0	0	0	0	0	0	7	1	3	3
8889	2109 /8	BERG G	GRU A	41	8	8	0	0	0	0	0	0	0	0	0	0	0	0	0	8	8	0	0
8889	1521	BORIOTTI J	NOR	15	8	1	6	1	0	0	0	0	0	0	0	0	0	0	0	8	1	6	1
8889	1849	BORTZNER C	GUL	25	7	2	1	4	0	0	0	0	0	0	0	0	0	0	0	7	2	1	4
8889	1503 /14	BURNS P	EAT B	15	7	1	5	1	0	0	0	0	0	0	0	0	0	0	0	7	1	5	1
8889	1949 /11	CAIRONE R	GRU B	33	7	6	1	0	0	0	0	0	0	0	0	0	0	0	7	6	1	0	
8889	1727 /2	CHEN P	EAT B	13	2	1	1	0	0	0	0	0	0	0	0	0	0	0	0	2	1	1	0
8889	2052 /7	CHIPKIN L	PAC	33	7	5	0	2	0	0	0	0	0	0	0	0	0	0	0	7	5	0	2
8889	1600	COHN G	ADE	13	5	1	4	0	0	0	0	0	0	0	0	0	0	0	0	5	1	4	0
8889	1801	CULLEN P	GRU A	27	7	4	2	1	0	0	0	0	0	0	0	0	0	0	0	7	4	2	1
8889	1910	DECARLO J	GRU B	15	2	1	0	1	0	0	0	0	0	0	0	0	0	0	0	2	1	0	1
8889	1820	DWULIT J	UNI	23	7	2	2	3	0	0	0	0	0	0	0	0	0	0	0	7	2	2	3
8889	1565 /5	FAUST N	PAC	23	6	3	2	1	0	0	0	0	0	0	0	0	0	0	0	6	3	2	1
8889	1733 /13	FAZZOLARE D	PAC	29	6	5	1	0	0	0	0	0	0	0	0	0	0	0	0	6	5	1	0
8889	1465	GIBBINGS K	GUL	15	8	1	6	1	0	0	0	0	0	0	0	0	0	0	0	8	1	6	1
8889	1489 /2	GOLD P	PAC	9	2	0	2	0	0	0	0	0	0	0	0	0	0	0	0	2	0	2	0
8889	1695	GOLDSTEIN C	PAC	17	7	2	5	0	0	0	0	0	0	0	0	0	0	0	0	7	2	5	0
8889	1511	HART R	ADE	17	6	2	4	0	0	0	0	0	0	0	0	0	0	0	0	6	2	4	0
8889	1808	HATCHER R	UNI	23	8	3	4	1	0	0	0	0	0	0	0	0	0	0	0	8	3	4	1
8889	1180 /5	HEFT N	EAT B	9	1	0	1	0	0	0	0	0	0	0	0	0	0	0	0	1	0	1	0
8889	1808 /6	HUELSTRUNK J	EAT B	31	7	5	1	1	0	0	0	0	0	0	0	0	0	0	0	7	5	1	1
8889	1442 /5	KANISHAK B	EAT B	17	6	2	4	0	0	0	0	0	0	0	0	0	0	0	0	6	2	4	0
8889	1469 /5	KANISHAK G	EAT A	17	4	2	2	0	0	0	0	0	0	0	0	0	0	0	0	4	2	2	0
8889	1641 /9	KHODASH H	ADE	27	7	4	2	1	0	0	0	0	0	0	0	0	0	0	0	7	4	2	1
8889	1652	KINGSLEY J	NOR	15	6	1	4	1	0	0	0	0	0	0	0	0	0	0	0	6	1	4	1
8889	1751	LANNING R	GRU B	17	2	2	0	0	0	0	0	0	0	0	0	0	0	0	0	2	2	0	0
8889	1786 /2	LEISTMAN D	PAC	13	1	1	0	0	0	0	0	0	0	0	0	0	0	0	0	1	1	0	0
8889	1649	LICHIOVERI D	EAT A	9	1	0	1	0	0	0	0	0	0	0	0	0	0	0	0	1	0	1	0
8889	1341	LOSHIN A	EAT B	13	4	1	3	0	0	0	0	0	0	0	0	0	0	0	0	4	1	3	0
8889	1318 /5	LUKACHIASKI	EAT B	11	1	0	0	1	0	0	0	0	0	0	0	0	0	0	0	1	0	0	1
8889	1909	MINASSIAN S	GRU A	19	3	2	0	1	0	0	0	0	0	0	0	0	0	0	0	3	2	0	1
8889	1661 /10	NASTRO J	EAT B	9	1	0	1	0	0	0	0	0	0	0	0	0	0	0	0	1	0	1	0
8889	1361 /7	NEDJAD D	GUL	13	7	1	6	0	0	0	0	0	0	0	0	0	0	0	0	7	1	6	0
8889	1583 /9	NELSON J	UNI	13	4	1	3	0	0	0	0	0	0	0	0	0	0	0	0	4	1	3	0
8889	1754	OGEN T	ADE	21	7	3	4	0	0	0	0	0	0	0	0	0	0	0	0	7	3	4	0
8889	1975 /9	PETRULLI M	GRU A	17	2	2	0	0	0	0	0	0	0	0	0	0	0	0	0	2	2	0	0
8889	1371 /8	PLANZ E	EAT A	9	2	0	2	0	0	0	0	0	0	0	0	0	0	0	0	2	0	2	0
8889	1356 /3	QUATELA F	GUL	11	3	0	2	1	0	0	0	0	0	0	0	0	0	0	0	3	0	2	1
8889	1717	RICHARDS L	EAT A	31	8	5	2	1	0	0	0	0	0	0	0	0	0	0	0	8	5	2	1
8889	1319	RIGNEY D	EAT B	9	1	0	1	0	0	0	0	0	0	0	0	0	0	0	0	1	0	1	0
8889	1970	RIZZO R	GRU B	27	6	4	1	1	0	0	0	0	0	0	0	0	0	0	0	6	4	1	1
8889	1967	RODRIGUEZ K	GRU A	15	4	0	1	3	0	0	0	0	0	0	0	0	0	0	0	4	0	1	3
8889	1718	ROSE R	GRU A	41	8	8	0	0	0	0	0	0	0	0	0	0	0	0	0	8	8	0	0
8889	1474	SCHONROG W	UNI	21	6	3	3	0	0	0	0	0	0	0	0	0	0	0	0	6	3	3	0
8889	1407 /5	SIMEONE R	GUL	17	5	1	2	2	0	0	0	0	0	0	0	0	0	0	0	5	1	2	2
8889	1652 /4	SIMMONS E	NOR	9	2	0	2	0	0	0	0	0	0	0	0	0	0	0	0	2	0	2	0
8889	1763	SINGER K	GRU B	17	2	2	0	0	0	0	0	0	0	0	0	0	0	0	0	2	2	0	0
8889	1590 /14	STEIN B	NOR	21	7	3	4	0	0	0	0	0	0	0	0	0	0	0	0	7	3	4	0
8889	1737 /5	STRONG B	NOR	21	5	3	2	0	0	0	0	0	0	0	0	0	0	0	0	5	3	2	0
8889	2125	SUNSHINE B	GRU B	33	8	6	2	0	0	0	0	0	0	0	0	0	0	0	0	8	6	2	0
8889	1573	TREMMEL K Sr	ADE	25	7	3	2	2	0	0	0	0	0	0	0	0	0	0	0	7	3	2	2
8889	1790	VICTORY T	GRU B	25	5	4	1	0	0	0	0	0	0	0	0	0	0	0	0	5	4	1	0
8889	1408 /12	YU M	NOR	15	4	1	2	1	0	0	0	0	0	0	0	0	0	0	0	4	1	2	1

	###	###	###	38	0	0	0	0	0	0	0	0	0	0	0	0	0	0	###	###	###	38
TF	6		6		0		0				0		0						6		6	
FF	0	0			0	0					0	0							0	0		
	###	###	###	38	0	0	0	0	0	0	0	0	0	0	0	0	0	0	###	###	###	38
	###				0						0								###			

FINAL 1987-1988 INDIVIDUAL STANDINGS

8788	FINAL RATING	NAME	TEAM	11 ROUNDS																TOTAL			
				REGULAR					PLAYOFF				OTHER				TOTAL						
				PTS	G	W	L	D	G	W	L	D	G	W	L	D	G	W	L	D			
1723 /3	ACEA J	EAT B	19	3	2	1	0	0	0	0	0	0	0	0	0	0	0	0	3	2	1	0	
1218 /2	ACKERMAN P	ADE B	11	2	0	2	0	0	0	0	0	0	0	0	0	0	0	0	2	0	2	0	
1850	ALIKAKOS G	EAT A	37	9	5	1	3	0	0	0	0	0	0	0	0	0	0	0	9	5	1	3	
1655	AMLING C	EAT A	33	8	5	2	1	0	0	0	0	0	0	0	0	0	0	0	8	5	2	1	
1196 /1	ANDREWS K	CO	11	1	0	1	0	0	0	0	0	0	0	0	0	0	0	0	1	0	1	0	
1115 /1	AWAD	GUL	15	2	1	1	0	0	0	0	0	0	0	0	0	0	0	0	2	1	1	0	
1636	BAKER W	EAT A	27	8	4	4	0	0	0	0	0	0	0	0	0	0	0	0	8	4	4	0	
954 /7	BARILLA J	UNI A	19	7	2	5	0	0	0	0	0	0	0	0	0	0	0	0	7	2	5	0	
1596 /8	BORIOTTI J	NOR B	33	10	5	4	1	0	0	0	0	0	0	0	0	0	0	0	10	5	4	1	
1836	BORTZNER C	GUL	39	11	7	4	0	0	0	0	0	0	0	0	0	0	0	0	11	7	4	0	
1206 /1	BRADSHAW R	ADE B	11	1	0	1	0	0	0	0	0	0	0	0	0	0	0	0	1	0	1	0	
2098 /1	BURKE J	PAC	13	1	0	0	1	0	0	0	0	0	0	0	0	0	0	0	1	0	0	1	
1280 /7	BURNS P	EAT B	13	4	0	3	1	0	0	0	0	0	0	0	0	0	0	0	4	0	3	1	
2252 /4	CAIRONE R	GRU B	23	4	3	1	0	0	0	0	0	0	0	0	0	0	0	0	4	3	1	0	
1131 /1	CAMBORARI R	UNI A	11	1	0	1	0	0	0	0	0	0	0	0	0	0	0	0	1	0	1	0	
1900 /9	CHAN P	NOR A	23	5	2	1	2	0	0	0	0	0	0	0	0	0	0	0	5	2	1	2	
1413 /12	CHUNOFF P	EAT A	15	1	1	0	0	0	0	0	0	0	0	0	0	0	0	0	1	1	0	0	
1606	COHN G	ADE A	29	10	4	5	1	0	0	0	0	0	0	0	0	0	0	0	10	4	5	1	
1805	CULLEN P	GRU B	33	6	5	0	1	0	0	0	0	0	0	0	0	0	0	0	6	5	0	1	
2064 /2	DAS P	GRU A	19	2	2	0	0	0	0	0	0	0	0	0	0	0	0	0	2	2	0	0	
1902	DECARLO J	GRU B	37	7	6	0	1	0	0	0	0	0	0	0	0	0	0	0	7	6	0	1	
1444	DENINGER W	CO	25	10	3	6	1	0	0	0	0	0	0	0	0	0	0	0	10	3	6	1	
1806	DWULIT J	UNI A	39	10	5	1	4	0	0	0	0	0	0	0	0	0	0	0	10	5	1	4	
998 /2	EDGUER N	ADE B	11	2	0	2	0	0	0	0	0	0	0	0	0	0	0	0	2	0	2	0	
1509 /7	FAZZOLARE D	PAC	29	9	4	4	1	0	0	0	0	0	0	0	0	0	0	0	9	4	4	1	
1828	FORD K	GRU B	11	1	0	1	0	0	0	0	0	0	0	0	0	0	0	0	1	0	1	0	
1750 /8	GARCIA J	PAC	15	3	1	2	0	0	0	0	0	0	0	0	0	0	0	0	3	1	2	0	
1541 /10	GIBBINGS K	GUL	27	11	4	7	0	0	0	0	0	0	0	0	0	0	0	0	11	4	7	0	
1270 /1	GOKLEVENT M	ADE B	11	1	0	1	0	0	0	0	0	0	0	0	0	0	0	0	1	0	1	0	
1797 /11	GOLDSTEIN C	PAC	49	10	9	0	1	0	0	0	0	0	0	0	0	0	0	0	10	9	0	1	
1879 /10	GORGAS J	GRU A	25	6	3	2	1	0	0	0	0	0	0	0	0	0	0	0	6	3	2	1	
1585	GRIESE W	NOR A	17	5	1	3	1	0	0	0	0	0	0	0	0	0	0	0	5	1	3	1	
1500	HART R	ADE A	23	10	2	6	2	0	0	0	0	0	0	0	0	0	0	0	10	2	6	2	
1817	HATCHER R	UNI A	31	10	4	4	2	0	0	0	0	0	0	0	0	0	0	0	10	4	4	2	
554 /4	HEFT N	EAT B	11	2	0	2	0	0	0	0	0	0	0	0	0	0	0	0	2	0	2	0	
1338 /10	HELLERMAN G	CO	11	3	0	3	0	0	0	0	0	0	0	0	0	0	0	0	3	0	3	0	
1686 /5	HOLLOWAY L	PAC	21	5	2	2	1	0	0	0	0	0	0	0	0	0	0	0	5	2	2	1	
2068 /7	HOLZER P	GRU B	15	1	1	0	0	0	0	0	0	0	0	0	0	0	0	0	1	1	0	0	
1697 /1	HOM D	UNI A	15	1	1	0	0	0	0	0	0	0	0	0	0	0	0	0	1	1	0	0	
1607 /11	JOHNSEN R	PAC	35	8	6	2	0	0	0	0	0	0	0	0	0	0	0	0	8	6	2	0	
UNR /0	KANISHAK B	EAT A	15	1	1	0	0	0	0	0	0	0	0	0	0	0	0	0	1	1	0	0	
1411 /1	KANISHAK G	EAT B	15	2	1	1	0	0	0	0	0	0	0	0	0	0	0	0	2	1	1	0	
2028	KANTOR A	GRU A	33	6	5	0	1	0	0	0	0	0	0	0	0	0	0	0	6	5	0	1	
1751 /2	KHODASH H	ADE A	15	2	1	1	0	0	0	0	0	0	0	0	0	0	0	0	2	1	1	0	
1655	KINGSLEY J	NOR A	29	9	4	4	1	0	0	0	0	0	0	0	0	0	0	0	9	4	4	1	
1737	LANNING R	GRU A	25	6	3	2	1	0	0	0	0	0	0	0	0	0	0	0	6	3	2	1	
1923 /1	LEISTMAN D	PAC	15	1	1	0	0	0	0	0	0	0	0	0	0	0	0	0	1	1	0	0	
1655	LICHIOVERI D	EAT A	15	7	1	6	0	0	0	0	0	0	0	0	0	0	0	0	7	1	6	0	
888 /1	LISCECKI K	NOR B	11	1	0	1	0	0	0	0	0	0	0	0	0	0	0	0	1	0	1	0	
1329	LOSHIN A	EAT B	27	10	4	6	0	0	0	0	0	0	0	0	0	0	0	0	10	4	6	0	
1253 /4	LUKACHIASKI	EAT A	15	4	0	2	2	0	0	0	0	0	0	0	0	0	0	0	4	0	2	2	
1892	MINASSIAN S	GRU B	27	6	4	2	0	0	0	0	0	0	0	0	0	0	0	0	6	4	2	0	
1528	MORALES A	NOR A	23	6	2	2	2	0	0	0	0	0	0	0	0	0	0	0	6	2	2	2	
1722 /9	MASTRO J	EAT B	27	6	4	2	0	0	0	0	0	0	0	0	0	0	0	0	6	4	2	0	
1695 /5	NELSON J	UNI A	29	7	4	2	1	0	0	0	0	0	0	0	0	0	0	0	7	4	2	1	
2091 /6	NOVIK S	GRU A	19	2	2	0	0	0	0	0	0	0	0	0	0	0	0	0	2	2	0	0	
1762	OGEN T	ADE A	33	10	5	4	1	0	0	0	0	0	0	0	0	0	0	0	10	5	4	1	
1800 /5	PANOPOULOS M	GRU B	27	5	4	1	0	0	0	0	0	0	0	0	0	0	0	0	5	4	1	0	
1505 /12	PASHOUKAS C	CO	29	7	4	2	1	0	0	0	0	0	0	0	0	0	0	0	7	4	2	1	
554 /2	PERONNET E	GUL	11	2	0	2	0	0	0	0	0	0	0	0	0	0	0	0	2	0	2	0	
1294 /6	PLANZ E	EAT B	11	3	0	3	0	0	0	0	0	0	0	0	0	0	0	0	3	0	3	0	
1201	PRUDENCIO J	ADE A	17	6	1	4	1	0	0	0	0	0	0	0	0	0	0	0	6	1	4	1	
1531	RAIA P	CO	35	10	6	4	0	0	0	0	0	0	0	0	0	0	0	0	10	6	4	0	
1679	RICHARDS L	EAT B	45	11	8	2	1	0	0	0	0	0	0	0	0	0	0	0	11	8	2	1	
1311	RIGNEY D	EAT B	17	5	1	3	1	0	0	0	0	0	0	0	0	0	0	0	5	1	3	1	
1975	RIZZO R	GRU A	29	5	4	0	1	0	0	0	0	0	0	0	0	0	0	0	5	4	0	1	
1974	RODRIGUEZ K	GRU A	29	6	4	1	1	0	0	0	0	0	0	0	0	0	0	0	6	4	1	1	
1313 /1	RODRIGUEZ P	GRU A	11	1	0	1	0	0	0	0	0	0	0	0	0	0	0	0	1	0	1	0	
1555 /8	ROSE R	GUL	29	10	4	5	1	0	0	0	0	0	0	0	0	0	0	0	10	4	5	1	
1727	SCHNITTMAN V	NOR B	35	10	5	3	2	0	0	0	0	0	0	0	0	0	0	0	10	5	3	2	
1442	SCHONROG W	UNI A	27	8	4	4	0	0	0	0	0	0	0	0	0	0	0	0	8	4	4	0	
2098	SEROPIAN A	GRU B	25	4	3	0	1	0	0	0	0	0	0	0	0	0	0	0	4	3	0	1	
1724 /3	SIMMONS E	NOR A	23	4	3	1	0	0	0	0	0	0	0	0	0	0	0	0	4	3	1	0	
1752	SINGER K	GRU A	23	4	3	1	0	0	0	0	0	0	0	0	0	0	0	0	4	3	1	0	
1576 /7	STEIN B	NOR A	21	7	2	4	1	0	0	0	0	0	0	0	0	0	0	0	7	2	4	1	
1297 /2	STEVENSON O	NOR B	15	3	1	2	0	0	0	0	0	0	0	0	0	0	0	0	3	1	2	0	
2650 /10	SUNSHINE B	GRU A	47	9	9	0	0	0	0	0	0	0	0	0	0	0	0	0	9	9	0	0	
1666 /1	TAYLOR R	NOR A	15	1	1	0	0	0	0	0	0	0	0	0	0	0	0	0	1	1	0	0	
1737 /2	THOMSEN B	GUL	15	2	1	1	0	0	0	0	0	0	0	0	0	0	0	0	2	1	1	0	
1544	TREMEL K Sr</																						

FINAL 1985-1986 INDIVIDUAL STANDINGS

FINAL RATING	NAME	TEAM	11 ROUNDS																				
			REGULAR				PLAYOFF				OTHER				TOTAL								
			PTS	G	W	L	D	G	W	L	D	G	W	L	D	G	W	L	D				
8586	1058 /2	ADLER R	GLO	15	3	1	2	0	0	0	0	0	0	0	0	0	0	0	0	3	1	2	0
8586	1834	ALIKAKOS G	AIL A	37	9	6	2	1	0	0	0	0	0	0	0	0	0	0	0	9	6	2	1
8586	1634	AMLING C	AIL A	41	11	6	2	3	0	0	0	0	0	3	1	1	1	1	14	7	3	4	
8586	1729 /5	ANTALEK T	GRU B	31	6	5	1	0	0	0	0	0	0	0	0	0	0	0	6	5	1	0	
8586	1394 /1	AURIN B	SPE A	11	1	0	1	0	0	0	0	0	0	0	0	0	0	0	1	0	1	0	
8586	1629	BAKER W	AIL A	41	11	6	2	3	0	0	0	0	0	1	1	0	0	0	12	7	2	3	
8586	1046 /5	BASSO K	FRC B	19	6	2	4	0	0	0	0	0	0	0	0	0	0	0	6	2	4	0	
8586	1849	BORTZNER C	AIL A	41	10	7	2	1	0	0	0	0	0	0	0	0	0	0	10	7	2	1	
8586	1772 /8	BROWN D	SPE A	15	1	1	0	0	0	0	0	0	0	0	0	0	0	0	1	1	0	0	
8586	485 /3	BRUNING R	FRC B	11	3	0	3	0	0	0	0	0	0	0	0	0	0	0	3	0	3	0	
8586	980 /4	CAMPANELLA J	FRC B	11	1	0	1	0	0	0	0	0	0	0	0	0	0	0	1	0	1	0	
8586	1485 /9	CEBOLLERO D	FRC B	19	6	2	4	0	0	0	0	0	0	4	1	0	3	10	3	4	3		
8586	2226 /3	CHAMPLIN W	IND	11	0	0	0	0	0	0	0	0	0	3	3	0	0	3	3	0	0		
8586	1425 /9	CHUNOFF P	AIL B	23	7	3	4	0	0	0	0	0	0	0	0	0	0	7	3	4	0		
8586	1805 /2	CLURICH A	SPE A	15	2	1	1	0	0	0	0	0	0	0	0	0	0	0	2	1	1	0	
8586	1132 /10	CRANSTON G	GLO A	19	9	2	7	0	0	0	0	0	0	0	0	0	0	9	2	7	0		
8586	928 /1	CRANSTON M	GLO	11	1	0	1	0	0	0	0	0	0	0	0	0	0	1	0	1	0		
8586	1975	CRANSTON T	GLO A	43	11	6	1	4	0	0	0	0	0	0	0	0	0	11	6	1	4		
8586	1801	CULLEN P	GRU B	31	8	3	1	4	0	0	0	0	0	0	0	0	0	8	3	1	4		
8586	1931	DECARLO J	GRU B	47	10	8	0	2	0	0	0	0	0	0	0	0	0	10	8	0	2		
8586	1812 /13	DIAZ R	SPE A	35	9	6	3	0	0	0	0	0	0	4	2	2	0	13	8	5	0		
8586	1369 /11	DULLAGHAN S	GLO A	25	8	3	4	1	0	0	0	0	0	0	0	0	0	8	3	4	1		
8586	1829	DWULIT J	SPE B	25	7	3	3	1	0	0	0	0	0	0	0	0	0	7	3	3	1		
8586	1434 /5	DWULIT K	SPE B	17	2	1	0	1	0	0	0	0	0	0	0	0	0	2	1	0	1		
8586	1837 /12	FAHEY W	FRC A	15	1	1	0	0	0	0	0	0	0	0	0	0	0	1	1	0	0		
8586	1166 /2	FARINA D	IND	11	0	0	0	0	0	0	0	0	0	2	0	2	0	2	0	2	0		
8586	938 /1	FARREL M	NOR	11	1	0	1	0	0	0	0	0	0	0	0	0	0	1	0	1	0		
8586	1608 /3	FEUSTEL R	FRC B	23	4	3	1	0	0	0	0	0	0	0	0	0	0	4	3	1	0		
8586	1861	FORD K	GRU A	37	10	5	2	3	0	0	0	0	0	0	0	0	0	10	5	2	3		
8586	1810 /6	GARCIA J	ADE	15	1	1	0	0	0	0	0	0	0	5	3	2	0	6	4	2	0		
8586	1839 /13	GINSBURG M	SPE A	15	4	1	3	0	0	0	0	0	0	0	0	0	0	4	1	3	0		
8586	1519 /10	GODETT N	GLO A	11	3	0	3	0	0	0	0	0	0	0	0	0	0	3	0	3	0		
8586	1510 /10	GOLDFARB S	AIL B	31	11	5	6	0	0	0	0	0	0	0	0	0	0	11	5	6	0		
8586	1635	GRIESE W	IND	11	0	0	0	0	0	0	0	0	0	1	1	0	0	1	1	0	0		
8586	1495 /11	HART R	ADE A	31	11	5	6	0	0	0	0	0	0	0	0	0	0	11	5	6	0		
8586	1873	HATCHER R	SPE B	37	11	6	4	1	0	0	0	0	0	5	3	2	0	16	9	6	1		
8586	1817 /6	HOLZER P	GRU B	19	3	2	1	0	0	0	0	0	0	0	0	0	0	3	2	1	0		
8586	1489 /6	HUTZMANN E	FRC B	21	6	2	3	1	0	0	0	0	0	0	0	0	0	6	2	3	1		
8586	1469 /6	IVERSON J	FRC A	27	6	4	2	0	0	0	0	0	0	0	0	0	0	6	4	2	0		
8586	2136 /6	KANTOR A	GRU A	37	7	6	0	1	0	0	0	0	0	0	0	0	0	7	6	0	1		
8586	1606 /14	KINGSLEY J	NOR A	31	9	5	4	0	0	0	0	0	0	5	2	2	1	14	7	6	1		
8586	1191 /4	KURTH M	SPE A	19	4	2	2	0	0	0	0	0	0	0	0	0	0	4	2	2	0		
8586	1635 /14	LAHM R	SPE B	27	9	2	3	4	0	0	0	0	0	0	0	0	0	9	2	3	4		
8586	1833 /10	LANNING R	GRU B	49	11	8	0	3	0	0	0	0	0	0	0	0	0	11	8	0	3		
8586	1420 /8	LAPLANT D	SPE B	15	2	1	1	0	0	0	0	0	0	0	0	0	0	2	1	1	0		
8586	885 /3	LAROCCA A	FRC A	15	3	1	2	0	0	0	0	0	0	0	0	0	0	3	1	2	0		
8586	1343 /10	LEVINE N	FRC A	23	8	3	5	0	0	0	0	0	0	1	0	1	0	9	3	6	0		
8586	1796 /10	LICHIOVERI D	AIL B	39	10	6	2	2	0	0	0	0	0	0	0	0	0	10	6	2	2		
8586	1321	LOSHIN A	AIL B	27	10	4	6	0	0	0	0	0	0	5	0	5	0	15	4	11	0		
8586	961 /1	MALHATRA	SPE B	11	1	0	1	0	0	0	0	0	0	0	0	0	0	1	0	1	0		
8586	1758 /10	MARCH A	ADE A	35	10	6	4	0	0	0	0	0	0	0	0	0	0	10	6	4	0		
8586	1908	MARLEY K	GRU A	21	4	2	1	1	0	0	0	0	0	0	0	0	0	4	2	1	1		
8586	1904 /11	MINASSIAN S	GRU A	33	6	5	0	1	0	0	0	0	0	0	0	0	0	6	5	0	1		
8586	1413 /13	MONTAGNA L	FRC B	11	1	0	1	0	0	0	0	0	0	0	0	0	0	1	0	1	0		
8586	1581 /12	MORALES A	NOR A	21	9	2	6	1	0	0	0	0	0	3	2	0	1	12	4	6	2		
8586	1325 /1	MUIR A	FRC B	11	1	0	1	0	0	0	0	0	0	0	0	0	0	1	0	1	0		
8586	1313 /3	MURDOCH W	SPE B	15	3	1	2	0	0	0	0	0	0	0	0	0	0	3	1	2	0		
8586	1752 /1	MURTHY V	FRC B	15	1	1	0	0	0	0	0	0	0	0	0	0	0	1	1	0	0		
8586	1212 /1	NGUYEN B	IND	11	0	0	0	0	0	0	0	0	0	1	0	1	0	1	0	1	0		
8586	723 /1	OLSEN D	SPE A	11	1	0	1	0	0	0	0	0	0	0	0	0	0	1	0	1	0		
8586	1571 /1	PANZELLA R	GRU B	15	1	1	0	0	0	0	0	0	0	0	0	0	0	1	1	0	0		
8586	1294 /9	PERRY F	GM	15	3	1	2	0	0	0	0	0	0	0	0	0	0	3	1	2	0		
8586	1402	PFEIFFER L	GM	15	5	0	3	2	0	0	0	0	0	0	0	0	0	5	0	3	2		
8586	998 /1	PRUDENCIO J	ADE	11	1	0	1	0	0	0	0	0	0	0	0	0	0	1	0	1	0		
8586	1615 /8	QUINN T	NOR	23	6	3	3	0	0	0	0	0	0	2	1	0	1	8	4	3	1		
8586	1351 /6	RATANA A	NOR A	23	6	3	3	0	0	0	0	0	0	0	0	0	0	6	3	3	0		
8586	1594 /10	REAPE M	ADE A	23	10	2	6	2	0	0	0	0	0	0	0	0	0	10	2	6	2		
8586	1770 /1	REISMAN G	SPE A	13	1	0	0	1	0	0	0	0	0	0	0	0	0	1	0	0	1		
8586	1696 /2	REVENZO J	SPE B	15	2	1	1	0	0	0	0	0	0	0	0	0	0	2	1	1	0		
8586	1676 /6	RICHARDS L	FRC B	27	7	3	2	2	0	0	0	0	0	0	0	0	0	7	3	2	2		
8586	1380	RIGNEY D	FRC A	21	7	2	4	1	0	0	0	0	0	4	1	2	1	11	3	6	2		
8586	1993	RIZZO R	FRC A	37	11	6	4	1	0	0	0	0	0	4	3	0	1	15	9	4	2		
8586	791 /1	ROBEY C	FRC B	11	1	0	1	0	0	0	0	0	0	0	0	0	0	1	0	1	0		
8586	1987	RODRIGUEZ K	GRU A	49	10	9	0	1	0	0	0	0	0	0	0	0	0	10	9	0	1		
8586	646 /6	SATCHELL S	GLO	19	7	2	5	0	0	0	0	0	0	0	0	0	0	7	2	5	0		
8586	1817	SCHNITTMAN D	GM	19	5	2	3	0	0	0	0	0	0	5	3	1	1	10	5	4	1		
8586	1744	SCHNITTMAN V	GM	43	11	8	3	0	0	0	0	0	0	3	2	1	0	14	10	4	0		
8586	1221 /9	SCHONROG W	SPE B	11	5	0	5	0	0	0	0	0	0	4	1	3	0	9	1	8	0		
8586	1991 /9	SEROPIAN A	GRU A	39	9	7	2	0	0	0	0	0	0	0	0	0	0	9	7	2	0		
8586	246 /7	SERRANO R	SPE B	11	7	0	7	0	0	0	0	0	0	0	0	0	0	7	0	7	0		
85																							

FINAL 1984-1985 INDIVIDUAL STANDINGS

FINAL RATING	NAME	TEAM	9 ROUNDS																
			REGULAR				PLAYOFF				OTHER				TOTAL				
			PTS	G	W	L	D	G	W	L	D	G	W	L	D	G	W	L	D
8485 1771 /11	ALIKAKOS G	AIL A	21	7	2	3	2	0	0	0	0	4	2	0	2	11	4	3	4
8485 1553	AMLING C	AIL A	23	6	3	2	1	0	0	0	0	5	3	2	0	11	6	4	1
8485 1612	BAKER W	AIL A	21	7	3	4	0	0	0	0	0	4	2	2	0	11	5	6	0
8485 1388 /7	BARDARSON R	GRU A	9	1	0	1	0	0	0	0	0	0	0	0	0	1	0	1	0
8485 1291 /4	BAUM A	HAZ B	15	3	1	1	1	0	0	0	0	0	0	0	0	3	1	1	1
8485 1794 /13	BORTZNER C	AIL A	27	8	4	3	1	0	0	0	0	0	0	0	0	8	4	3	1
8485 1702 /7	BROWN D	SPE A	25	7	4	3	0	0	0	0	0	0	0	0	0	7	4	3	0
8485 977 /3	CHUNOFF P	AIL A	21	4	3	1	0	0	0	0	0	2	0	2	0	6	3	3	0
8485 2349 /10	CIRINO M	HAZ A	21	3	3	0	0	0	0	0	0	0	0	0	0	3	3	0	0
8485 1699 /2	CLOHESSY M	PHO B	15	2	1	0	1	0	0	0	0	0	0	0	0	2	1	0	1
8485 915 /2	CRANSTON G	GLO A	13	2	1	1	0	0	0	0	0	1	0	1	0	3	1	2	0
8485 2014 /11	CRANSTON T	GLO A	29	8	4	2	2	0	0	0	0	4	4	0	0	12	8	2	2
8485 1859 /14	CULLEN P	GRU A	31	8	5	2	1	0	0	0	0	0	0	0	0	8	5	2	1
8485 1840 /7	DANIELS S	FRC A	13	2	1	1	0	0	0	0	0	0	0	0	0	2	1	1	0
8485 1846 /13	DECARLO J	GRU A	31	7	5	1	1	0	0	0	0	0	0	0	0	7	5	1	1
8485 899 /1	DELUCIA M	AIL B	13	2	1	1	0	0	0	0	0	0	0	0	0	2	1	1	0
8485 1239 /4	DULLAGHAN S	GLO A	21	6	3	3	0	0	0	0	0	0	0	0	0	6	3	3	0
8485 1856	DWULIT J	SPE A	29	5	5	0	0	0	0	0	0	4	2	2	0	9	7	2	0
8485 1132 /4	DWULIT K	SPE B	17	2	2	0	0	0	0	0	0	0	0	0	0	2	2	0	0
8485 1000 /7	EAVES D	PHO B	11	1	0	0	1	0	0	0	0	0	0	0	0	1	0	0	1
8485 1892 /11	FAHEY W	FRC B	17	3	2	1	0	0	0	0	0	5	2	1	2	8	4	2	2
8485 UNR /0	FEIGENBAUM	GM B	13	1	1	0	0	0	0	0	0	0	0	0	0	1	1	0	0
8485 1775 /7	FORD K	GRU A	19	3	2	0	1	0	0	0	0	4	2	1	1	7	4	1	2
8485 1687	GELISH J	HAZ A	21	6	3	3	0	0	0	0	0	4	2	2	0	10	5	5	0
8485 1593 /11	GEROLD L	HAZ A	15	3	1	1	1	0	0	0	0	0	0	0	0	3	1	1	1
8485 2238 /9	GINSBURG M	SPE A	13	1	1	0	0	0	0	0	0	0	0	0	0	1	1	0	0
8485 1629 /7	GODETT N	GLO A	25	8	4	4	0	0	0	0	0	0	0	0	0	8	4	4	0
8485 1159 /2	GREEN D	FRC A	9	2	0	2	0	0	0	0	0	0	0	0	0	2	0	2	0
8485 1595	GRIESE W	HAZ A	11	4	0	3	1	0	0	0	0	4	2	2	0	8	2	5	1
8485 856 /4	HALL J	FRC B	13	1	1	0	0	0	0	0	0	0	0	0	0	1	1	0	0
8485 2001 /13	HATCHER R	SPE B	33	6	6	0	0	0	0	0	0	4	2	2	0	10	8	2	0
8485 UNR /0	HERNANDEZ G	FRC B	13	1	1	0	0	0	0	0	0	0	0	0	0	1	1	0	0
8485 2100 /2	HIZ D	AIL A	13	1	1	0	0	0	0	0	0	0	0	0	0	1	1	0	0
8485 2100 /3	HOLZER P	GRU A	17	2	2	0	0	0	0	0	0	0	0	0	0	2	2	0	0
8485 1379 /6	JOHNSEN R	IND	9	0	0	0	0	0	0	0	0	5	2	2	1	5	2	2	1
8485 2016 /7	LAFLAIR R	AIL A	13	1	1	0	0	0	0	0	0	0	0	0	0	1	1	0	0
8485 2097 /6	LAHM R	SPE B	17	2	2	0	0	0	0	0	0	0	0	0	0	2	2	0	0
8485 1521 /6	LAKE R	HAZ B	13	2	1	1	0	0	0	0	0	5	2	3	0	7	3	4	0
8485 1209 /6	LAPLANT D	SPE B	23	4	3	0	1	0	0	0	0	3	0	3	0	7	3	3	1
8485 1686 /1	LEVINE N	FRC B	17	2	2	0	0	0	0	0	0	0	0	0	0	2	2	0	0
8485 1299 /4	LIVELY J	FRC B	13	4	1	3	0	0	0	0	0	0	0	0	0	4	1	3	0
8485 1332 /7	LOSHIN A	AIL B	21	4	3	1	0	0	0	0	0	5	2	3	0	9	5	4	0
8485 205 /9	MACARI D	PHO A	9	4	0	4	0	0	0	0	0	0	0	0	0	4	0	4	0
8485 1636 /7	MANEY J	SPE B	17	2	2	0	0	0	0	0	0	0	0	0	0	2	2	0	0
8485 1699 /8	MANION E	SPE B	27	5	4	0	1	0	0	0	0	0	0	0	0	5	4	0	1
8485 1005 /6	MARCELLA F	AIL B	13	2	1	1	0	0	0	0	0	0	0	0	0	2	1	1	0
8485 1961 /13	MARLEY K	GRU A	19	4	2	1	1	0	0	0	0	3	2	1	0	7	4	2	1
8485 1397 /2	MARZALI T	HAZ B	13	3	1	2	0	0	0	0	0	0	0	0	0	3	1	2	0
8485 2252 /1	MCDONALD	HAZ B	17	2	2	0	0	0	0	0	0	0	0	0	0	2	2	0	0
8485 UNR /0	MESSINA	IND	13	1	1	0	0	0	0	0	0	0	0	0	0	1	1	0	0
8485 702 /1	MITCHELL K	PHO B	9	1	0	1	0	0	0	0	0	0	0	0	0	1	0	1	0
8485 1360 /12	MONTAGNA L	FRC B	11	4	0	3	1	0	0	0	0	3	1	2	0	7	1	5	1
8485 792 /1	MORELL A	IND	9	1	0	1	0	0	0	0	0	0	0	0	0	1	0	1	0
8485 1734 /8	MOSKAL T	PHO B	17	3	2	1	0	0	0	0	0	0	0	0	0	3	2	1	0
8485 1728 /7	OHARE S	PER A	25	7	3	2	2	0	0	0	0	0	0	0	0	7	3	2	2
8485 1811 /1	OSBORNE P	PER A	13	1	1	0	0	0	0	0	0	0	0	0	0	1	1	0	0
8485 1995 /5	PARTRICK D	IND	9	0	0	0	0	0	0	0	0	5	3	1	1	5	3	1	1
8485 1208 /7	PERRY F	GM B	13	2	1	1	0	0	0	0	0	3	1	2	0	5	2	3	0
8485 1725 /12	PETERSON D	PHO A	17	5	2	3	0	0	0	0	0	0	0	0	0	5	2	3	0
8485 1393 /11	PFEIFFER L	GM A	11	7	0	6	1	0	0	0	0	4	1	3	0	11	1	9	1
8485 1295 /4	RAIA P	GLO A	13	5	1	4	0	0	0	0	0	0	0	0	0	5	1	4	0
8485 1740 /9	RAVENAUGH J	SPE A	25	4	4	0	0	0	0	0	0	0	0	0	0	4	4	0	0
8485 1109 /5	RIGNEY D	FRC B	17	2	2	0	0	0	0	0	0	4	0	4	0	6	2	4	0
8485 2068	RIZZO R	FRC A	33	8	5	1	2	0	0	0	0	5	2	0	3	13	7	1	5
8485 1732	ROBLES S	FRC A	25	6	4	2	0	0	0	0	0	4	2	2	0	10	6	4	0
8485 1996	RODRIGUEZ K	GRU A	29	7	4	1	2	0	0	0	0	5	3	1	1	12	7	2	3
8485 1133 /3	SCHMIDT S	GM A	9	1	0	1	0	0	0	0	0	0	0	0	0	1	0	1	0
8485 1766 /10	SCHNITTMAN D	GM A	13	3	1	2	0	0	0	0	0	0	0	0	0	3	1	2	0
8485 1669	SCHNITTMAN V	GM A	27	8	3	2	3	0	0	0	0	5	2	2	1	13	5	4	4
8485 1490 /3	SCHUSTERMAN	PER A	13	3	1	2	0	0	0	0	0	0	0	0	0	3	1	2	0
8485 1928 /5	SCOTT J	SPE A	29	6	4	0	2	0	0	0	0	0	0	0	0	6	4	0	2
8485 2266 /2	SHEA M	GLO A	17	2	2	0	0	0	0	0	0	0	0	0	0	2	2	0	0
8485 2134 /5	SIMON T	PER A	25	5	4	1	0	0	0	0	0	0	0	0	0	5	4	1	0
8485 1792	SINGER K	FRC A	25	6	4	2	0	0	0	0	0	4	3	1	0	10	7	3	0
8485 605 /12	SMILOWITZ B	GM A	13	6	1	5	0	0	0	0	0	3	0	3	0	9	1	8	0
8485 1286 /3	SMILOWITZ J	GM A	9	3	0	3	0	0	0	0	0	0	0	0	0	3	0	3	0
8485 1400 /12	SMITH K	HAZ B	15	5	1	3	1	0	0	0	0	0	0	0	0	5	1	3	1
8485 1683 /7	STEWART J	AIL B	25	6	4	2	0	0	0	0	0	0	0	0	0	6	4	2	0
8485 1476 /3	SWINFORD D	PER A	13	3	1	2	0	0	0	0	0	0	0	0	0	3	1	2	0
8485 1604 /3	TOBIA W	HAZ B	21	4	3	1	0	0	0	0	0	0	0	0	0	4	3	1	0
8485 1321 /13	VEGA K	PHO A	17	6	2	4	0	0	0	0	0	0	0	0	0	6	2	4	0
8485 1400 /12	VERGARA A	PHO A	11	6	0	5	1	0	0	0	0	1	0	0	1	7	0	5	2
8485 1959	VEVE M	SPE A	29	8	4	2	2	0	0	0	0	3	2	0	1	11	6	2	3
8485 1865	WERNER J	HAZ A	23	6	3	2	1	0	0	0	0	1	0	1	0	7	3	3	1
8485 1196 /1	WOLF K	AIL B	9	1	0	1	0	0	0	0	0	0	0	0	0	1	0	1	0
8485 1929 /6	WOLF R	PER A	23	6	3	2	1	0	0	0	0	0	0	0	0	6	3	2	1
8485 633 /2	ZEMBER D	FRC B	9	1	0														

FINAL 1983-1984 INDIVIDUAL STANDINGS

FINAL RATING	NAME	TEAM	7 ROUNDS							TOTAL									
			REGULAR				PLAYOFF			OTHER			TOTAL						
			PTS	G	W	L	D	G	W	L	D	G	W	L	D				
8384 1545 /8	AMLING C	AILA	19	6	2	2	2	0	0	0	0	2	0	1	1	8	2	3	3
8384 1704 /5	BAKER W	AILA	17	5	2	2	1	0	0	0	0	0	0	0	0	5	2	2	1
8384 1250 /6	BARDARSON R	GRU A	17	6	2	3	1	0	0	0	0	0	0	0	0	6	2	3	1
8384 1378 /1	BAUM A	HAZ	7	1	0	1	0	0	0	0	0	0	0	0	0	1	0	1	0
8384 1654 /7	BORTNER C	AILA	17	6	2	3	1	0	0	0	0	1	0	1	0	7	2	4	1
8384 1378 /2	BUSCETTA J	NYT	7	0	0	0	0	0	0	0	0	2	0	1	1	2	0	1	1
8384 734 /4	CAMPANELLA J	FRC B	11	4	1	3	0	0	0	0	0	0	0	0	0	4	1	3	0
8384 1553 /7	CHAMBERS J	GM B	17	5	2	2	1	0	0	0	0	2	0	2	0	7	2	4	1
8384 2262 /8	CIRINO M	HAZ A	29	6	5	0	1	0	0	0	0	2	2	0	0	8	7	0	1
8384 1706 /3	CLEMENTS J	NYT	7	0	0	0	0	0	0	0	0	3	1	2	0	3	1	2	0
8384 1432 /1	COHEN P	GM B	7	1	0	1	0	0	0	0	0	0	0	0	0	1	0	1	0
8384 1857 /3	CORSO N	GRU B	19	3	3	0	0	0	0	0	0	0	0	0	0	3	3	0	0
8384 1992 /1	COSTA F	FRC	11	1	1	0	0	0	0	0	0	0	0	0	0	1	1	0	0
8384 2207 /1	CRANSTON T	CON	7	0	0	0	0	0	0	0	0	1	0	1	0	1	0	1	0
8384 1837 /6	CULLEN P	GRU A	27	6	4	0	2	0	0	0	0	0	0	0	0	6	4	0	2
8384 847 /2	CZAPLYSKI L	MIL A	7	2	0	2	0	0	0	0	0	0	0	0	0	2	0	2	0
8384 1737 /5	DANIELS S	FRC	11	3	1	2	0	0	0	0	0	2	1	1	0	5	2	3	0
8384 2000 /7	DECARLO J	GRU B	31	7	5	0	2	0	0	0	0	0	0	0	0	7	5	0	2
8384 1202 /1	DELMONTE J	NYT	7	0	0	0	0	0	0	0	0	1	0	1	0	1	0	1	0
8384 2056 /7	DWULIT J	SPE B	19	4	2	0	2	0	0	0	0	3	2	1	0	7	4	1	2
8384 868 /3	DWULIT K	SPE	11	1	1	0	0	0	0	0	0	2	0	2	0	3	1	2	0
8384 518 /6	EAVES D	PHO B	13	6	1	4	1	0	0	0	0	0	0	0	0	6	1	4	1
8384 1908 /5	FAHEY W	FRC B	15	4	2	2	0	0	0	0	0	1	1	0	0	5	3	2	0
8384 1599 /2	FUGHS E	PHO	11	1	1	0	0	0	0	0	0	1	0	1	0	2	1	1	0
8384 1701 /5	GELISH J	HAZ	11	2	1	1	0	0	0	0	0	3	2	1	0	5	3	2	0
8384 1829 /8	GEROLD L	HAZ A	23	6	4	2	0	0	0	0	0	2	0	2	0	8	4	4	0
8384 1421 /2	GILLETTE R	MIL A	11	2	1	1	0	0	0	0	0	0	0	0	0	2	1	1	0
8384 2132 /8	GINSBURG M	SPE B	29	6	5	0	1	0	0	0	0	2	2	0	0	8	7	0	1
8384 1389 /3	GOLDSTEIN C	CON	7	0	0	0	0	0	0	0	0	3	0	3	0	3	0	3	0
8384 1446 /7	GRIESE W	HAZ A	15	5	2	3	0	0	0	0	0	2	1	0	1	7	3	3	1
8384 2293 /1	GROSSER W	FRC A	11	1	1	0	0	0	0	0	0	0	0	0	0	1	1	0	0
8384 403 /4	HALL J	FRC B	23	6	4	2	0	0	0	0	0	0	0	0	0	6	4	2	0
8384 2145 /3	HATCHER R	SPE	7	0	0	0	0	0	0	0	0	3	0	0	0	3	0	0	0
8384 1941 /8	HAZELWOOD R	PHO A	27	7	5	2	0	0	0	0	0	1	0	1	0	8	5	3	0
8384 2012 /1	HIZ D	AIL B	11	1	1	0	0	0	0	0	0	0	0	0	0	1	1	0	0
8384 2012 /1	HOLZER P	GRU	11	1	1	0	0	0	0	0	0	0	0	0	0	1	1	0	0
8384 1119 /1	JOHNSEN R	AIL B	7	1	0	1	0	0	0	0	0	0	0	0	0	1	0	1	0
8384 2207 /3	JOHNSON T	CON	7	0	0	0	0	0	0	0	0	3	2	1	0	3	2	1	0
8384 1199 /1	KASS S	FRC	7	1	0	1	0	0	0	0	0	0	0	0	0	1	0	1	0
8384 1133 /3	KOFINAS G	MIL A	7	3	0	3	0	0	0	0	0	0	0	0	0	3	0	3	0
8384 1402 /2	KRUGER S	HAZ B	7	2	0	2	0	0	0	0	0	0	0	0	0	2	0	2	0
8384 1378 /7	LADERMAN R	GM B	15	5	2	3	0	0	0	0	0	2	0	1	1	7	2	4	1
8384 1818 /6	LAFLAIR R	AIL B	21	6	3	2	1	0	0	0	0	0	0	0	0	6	3	2	1
8384 2097 /5	LAHM R	SPE B	19	3	3	0	0	0	0	0	0	2	2	0	0	5	5	0	0
8384 1437 /1	LEHMAN J	CON	7	0	0	0	0	0	0	0	0	1	0	1	0	1	0	1	0
8384 1625 /7	LENOBLE P	GM B	19	5	3	2	0	0	0	0	0	2	0	2	0	7	3	4	0
8384 997 /1	LYONS M	NYT	7	0	0	0	0	0	0	0	0	1	0	1	0	1	0	1	0
8384 897 /5	MACARI D	PHO B	7	4	0	4	0	0	0	0	0	1	0	1	0	5	0	5	0
8384 1531 /5	MANEY J	SPE B	13	5	1	3	1	0	0	0	0	0	0	0	0	5	1	3	1
8384 1643 /5	MANION E	SPE B	19	4	3	1	0	0	0	0	0	1	0	1	0	5	3	2	0
8384 1040 /5	MARCELLA F	AIL B	11	5	1	4	0	0	0	0	0	0	0	0	0	5	1	4	0
8384 2097 /7	MARLEY K	GRU B	35	7	7	0	0	0	0	0	0	0	0	0	0	7	7	0	0
8384 1292 /1	MCLINTOCK T	GM A	7	1	0	1	0	0	0	0	0	0	0	0	0	1	0	1	0
8384 4 /2	MEHDIZADEH M	GM B	7	1	0	1	0	0	0	0	0	1	0	1	0	2	0	2	0
8384 1613 /5	MINASSIAN S	GRU A	15	5	2	3	0	0	0	0	0	0	0	0	0	5	2	3	0
8384 1697 /5	MONTAGNA L	FRC B	15	5	2	3	0	0	0	0	0	0	0	0	0	5	2	3	0
8384 1592 /5	MOSKALT	PHO B	19	5	3	2	0	0	0	0	0	0	0	0	0	5	3	2	0
8384 674 /4	NINK R	AIL B	17	4	2	1	1	0	0	0	0	0	0	0	0	4	2	1	1
8384 1175 /5	OLVIERA V	PHO A	11	5	1	4	0	0	0	0	0	0	0	0	0	5	1	4	0
8384 1586 /2	OWSHANIK J	MIL A	9	2	0	1	1	0	0	0	0	0	0	0	0	2	0	1	1
8384 468 /5	PECK A	GRU B	15	5	2	3	0	0	0	0	0	0	0	0	0	5	2	3	0
8384 1668 /7	PEPAJ D	FRC B	23	5	4	1	0	0	0	0	0	2	0	2	0	7	4	3	0
8384 868 /3	PERRY F	GM	7	0	0	0	0	0	0	0	0	3	0	3	0	3	0	3	0
8384 1664 /8	PETERSON D	PHO A	17	7	2	4	1	0	0	0	0	1	0	1	0	8	2	5	1
8384 2012 /1	PETROSIAN M	CON	7	0	0	0	0	0	0	0	0	1	1	0	0	1	1	0	0
8384 1942 /7	PETRULLI M	SPE A	27	7	4	1	2	0	0	0	0	0	0	0	0	7	4	1	2
8384 1298 /4	PISHNOV Z	GM A	19	4	3	1	0	0	0	0	0	0	0	0	0	4	3	1	0
8384 1573 /7	RAVENAUGH J	SPE A	27	7	5	2	0	0	0	0	0	0	0	0	0	7	5	2	0
8384 1990 /8	RIZZO R	FRC A	23	5	4	1	0	0	0	0	0	3	3	0	0	8	7	1	0
8384 2607 /7	ROBLES S	FRC B	23	4	4	0	0	0	0	0	0	3	3	0	0	7	7	0	0
8384 1887 /5	RODRIGUEZ K	GRU A	17	5	2	2	1	0	0	0	0	0	0	0	0	5	2	2	1
8384 1133 /2	SCHMIDT S	GM A	7	2	0	2	0	0	0	0	0	0	0	0	0	2	0	2	0
8384 1686 /7	SCHNITTMAN D	GM A	23	6	3	1	2	0	0	0	0	1	0	1	0	7	3	2	2
8384 1891 /8	SCHNITTMAN V	GM A	17	6	2	3	1	0	0	0	0	2	1	1	0	8	3	4	1
8384 274 /3	SCHUMAKER P	GM B	7	3	0	3	0	0	0	0	0	0	0	0	0	3	0	3	0
8384 1492 /8	SEEGER R	SPE B	19	5	3	2	0	0	0	0	0	3	2	1	0	8	5	3	0
8384 1565 /1	SHARAT T	HAZ	7	0	0	0	0	0	0	0	0	1	1	0	0	1	1	0	0
8384 1144 /2	SIEHAN J	MIL A	9	2	0	1	1	0	0	0	0	0	0	0	0	2	0	1	1
8384 1840 /10	SINGER K	FRC A	29	7	5	1	1	0	0	0	0	3	3	0	0	10	8	1	1
8384 1297 /4	SMILOWITZ B	GM A	11	4	1	3	0	0	0	0	0	0	0	0	0	4	1	3	0
8384 1286 /8	SMITH K	HAZ A	15	6	2	4	0	0	0	0	0	2	2	0	0	8	4	4	0
8384 1700 /4	SPRECKLES C	AILA	19	4	3	1	0	0	0	0	0	0	0	0	0	4	3	1	0
8384 2097 /4	STEWART J	AIL B	23	4	4	0	0	0	0	0	0	0	0	0	0	4	4	0	0
8384 873 /3	SUAREZ J	FRC A	7	3	0	3	0	0	0	0	0	0	0	0	0	3	0	3	0
8384 1304 /3	TARANOVICH S	GM B	11	3	1	2	0	0	0	0	0	0	0	0	0	3	1	2	0
8384 1620 /5	TOMASINI G	AIL B	15	5	2	3	0	0	0	0	0	0	0	0	0	5	2	3	0
8384 1347 /1	TREMEL K Jr	FRC	7	1	0	1	0	0	0	0	0</								

LIFETIME INDIVIDUAL LIICL RECORDS, 1984-1993
(INCLUDES ALL PLAYERS FROM PAST 4 SEASONS)

This is from the 1992-1993 Annual

92-93		REGULAR				PLAYOFFS				OTHER				ALL GAMES			
Team		G	W	L	D	G	W	L	D	G	W	L	D	G	W	L	D
NAME																	
ACEA J		7	2	4	1	0	0	0	0	0	0	0	0	7	2	4	1
ALIKAKOS G	AIL	81	37	31	13	7	3	3	1	4	2	0	2	92	42	34	16
AMLING C	AIL	91	39	38	14	4	3	1	0	10	4	4	2	105	46	43	16
ANDJEVSKY A	Par M	4	2	2	0	0	0	0	0	0	0	0	0	4	2	2	0
ANTHONY M	LSF	27	11	14	2	4	1	3	0	0	0	0	0	31	12	17	2
ASCOLESE M	USP	10	0	10	0	1	0	1	0	0	0	0	0	11	0	11	0
ASCOLESE P Ji	USP	1	0	1	0	0	0	0	0	0	0	0	0	1	0	1	0
ASCOLESE P S	USP	10	7	1	2	2	2	0	0	0	0	0	0	12	9	1	2
BACH L		1	1	0	0	1	0	1	0	0	0	0	0	2	1	1	0
BAKER W		41	21	15	5	0	0	0	0	5	3	2	0	46	24	17	5
BARILLA J		32	14	12	6	3	1	1	1	0	0	0	0	35	15	13	7
BATTALLAS R		1	0	1	0	0	0	0	0	0	0	0	0	1	0	1	0
BERG G	Gru A	46	35	6	5	8	5	2	1	0	0	0	0	54	40	8	6
BONFANTE C	LSF	25	12	10	3	3	0	2	1	0	0	0	0	28	12	12	4
BORIOTTI J	Alu C	37	10	23	4	1	1	0	0	0	0	0	0	38	11	23	4
BORTZNER C		80	42	23	15	6	2	4	0	1	0	1	0	87	44	28	15
BROGHELLI K		1	0	1	0	0	0	0	0	0	0	0	0	1	0	1	0
BROWN A		3	0	3	0	0	0	0	0	0	0	0	0	3	0	3	0
BURNS P		29	4	19	6	2	0	1	1	0	0	0	0	31	4	20	7
CAGNA V		3	1	1	1	2	0	2	0	0	0	0	0	5	1	3	1
CAIRONE R	Gru B	41	28	8	5	6	2	4	0	0	0	0	0	47	30	12	5
CARPENTER R	Sar	1	0	1	0	0	0	0	0	0	0	0	0	1	0	1	0
CECCHINI R	AIL	19	3	13	3	1	0	1	0	0	0	0	0	20	3	14	3
CHIPKIN L	Pac	48	30	8	10	8	4	3	1	0	0	0	0	56	34	11	11
CLARK T		2	0	2	0	0	0	0	0	0	0	0	0	2	0	2	0
COHN G	Ade	36	19	16	1	2	0	2	0	0	0	0	0	38	19	18	1
COMMONS R	Ade	1	0	1	0	0	0	0	0	0	0	0	0	1	0	1	0
COSENZA J		1	0	1	0	0	0	0	0	0	0	0	0	1	0	1	0
CRANSTON T	Alu A	32	16	5	11	4	0	0	4	5	4	1	0	41	20	6	15
CULLEN P	Gru B	78	52	6	20	6	4	1	1	0	0	0	0	84	56	7	21
DECARLO J	Gru B	59	41	5	13	4	2	1	1	0	0	0	0	63	43	6	14
DEMARCO J		7	2	5	0	1	0	1	0	0	0	0	0	8	2	6	0
DOBBS W		4	0	4	0	0	0	0	0	0	0	0	0	4	0	4	0
DWULIT J	Par M	70	35	18	17	7	4	1	2	7	5	2	0	84	44	21	19
FAZZOLARE D		21	13	7	1	2	0	1	1	0	0	0	0	23	13	8	2
GARCIA J		8	3	4	1	0	0	0	0	5	3	2	0	13	6	6	1
GILLESPIE C		8	5	2	1	2	0	1	1	0	0	0	0	10	5	3	2
GLEICH H		1	0	1	0	0	0	0	0	0	0	0	0	1	0	1	0
GODUTO R		2	0	2	0	0	0	0	0	0	0	0	0	2	0	2	0
GOLDFARB S	Alu C	40	10	30	0	3	1	1	1	0	0	0	0	43	11	31	1
GOLDSTEIN C	Pac	53	34	12	7	8	1	7	0	3	0	3	0	64	35	22	7
GOLDSTEIN J		1	1	0	0	0	0	0	0	0	0	0	0	1	1	0	0
GRAHAM M		1	0	1	0	0	0	0	0	0	0	0	0	1	0	1	0
GREEK J	Sar	11	2	8	1	0	0	0	0	0	0	0	0	11	2	8	1
GREEN R	Gru A	1	0	1	0	0	0	0	0	0	0	0	0	1	0	1	0
GRIESE W	Alu C	35	9	24	2	0	0	0	0	7	4	2	1	42	13	26	3
HALLIDAY H		1	0	1	0	0	0	0	0	0	0	0	0	1	0	1	0
HART R	Ade	70	20	40	10	4	3	0	1	0	0	0	0	74	23	40	11
HARWOOD R	LSF	1	1	0	0	0	0	0	0	0	0	0	0	1	1	0	0
HATCHER R	Par W	85	39	37	9	8	0	6	2	12	8	4	0	105	47	47	11
HEINTZ J		10	3	7	0	0	0	0	0	0	0	0	0	10	3	7	0
HELF R	AIL	6	4	2	0	2	1	0	1	0	0	0	0	8	5	2	1
HEPURKER L		2	1	1	0	0	0	0	0	0	0	0	0	2	1	1	0
HOLZER P	Gru A	17	15	2	0	1	0	1	0	0	0	0	0	18	15	3	0
HOM D	Par M	35	22	9	4	5	4	1	0	0	0	0	0	40	26	10	4
HSU		1	0	1	0	0	0	0	0	0	0	0	0	1	0	1	0
HUELSTRUNK J		24	7	14	3	2	1	1	0	0	0	0	0	26	8	15	3
INFRANCO J	Sar	11	3	6	2	0	0	0	0	0	0	0	0	11	3	6	2
JAROSINSKI M	LSF	29	14	12	3	4	3	0	1	0	0	0	0	33	17	12	4

JOHNSEN R		10	7	2	1	0	0	0	0	5	2	2	1	15	9	4	2
JOHNSON W	Pac	23	12	7	4	3	0	0	3	0	0	0	0	26	12	7	7
KAFALAS M		5	1	4	0	2	2	0	0	0	0	0	0	7	3	4	0
KANISCHAK B		18	4	14	0	1	1	0	0	0	0	0	0	19	5	14	0
KANISCHAK G		9	5	4	0	2	2	0	0	0	0	0	0	11	7	4	0
KANTOR A	Alu A	45	33	7	5	6	3	3	0	0	0	0	0	51	36	10	5
KINGSLEY J	Alu C	73	23	46	4	2	2	0	0	5	2	2	1	80	27	48	5
LAFLAIR R	Alu A	21	17	2	2	4	3	0	1	0	0	0	0	25	20	2	3
LANNING R		31	22	5	4	1	0	1	0	0	0	0	0	32	22	6	4
LEE A	Par W	3	1	2	0	0	0	0	0	0	0	0	0	3	1	2	0
LEE S	Par W	1	0	1	0	0	0	0	0	0	0	0	0	1	0	1	0
LEONE D	LSF	5	4	0	1	2	1	1	0	0	0	0	0	7	5	1	1
LEW T		1	0	1	0	0	0	0	0	0	0	0	0	1	0	1	0
LIPPACHER E	USP	10	7	3	0	3	2	1	0	0	0	0	0	13	9	4	0
LIVELY J	Gru A	6	2	4	0	0	0	0	0	0	0	0	0	6	2	4	0
LOSHIN A	Alu C	63	21	39	3	2	1	1	0	10	2	8	0	75	24	48	3
MAHONEY K	Gru B	15	9	3	3	4	4	0	0	0	0	0	0	19	13	3	3
MARLEY K	Gru A	41	25	8	8	6	2	3	1	2	2	0	0	49	29	11	9
MEDRANO E		5	2	3	0	0	0	0	0	0	0	0	0	5	2	3	0
MELENDEZ L		2	1	1	0	0	0	0	0	0	0	0	0	2	1	1	0
MINASSIAN S	Gru A	42	23	10	9	5	2	2	1	0	0	0	0	47	25	12	10
MINUTOL1 G		2	1	1	0	0	0	0	0	0	0	0	0	2	1	1	0
MUTTO R		1	0	1	0	0	0	0	0	0	0	0	0	1	0	1	0
MUTTREJA S	Ade	18	7	11	0	4	2	2	0	0	0	0	0	22	9	13	0
NEDJAD D	Alu A	31	10	19	2	0	0	0	0	0	0	0	0	31	10	19	2
NGUYEN B		1	1	0	0	0	0	0	0	1	0	1	0	2	1	1	0
NOLEN M		1	0	1	0	0	0	0	0	0	0	0	0	1	0	1	0
NOVIK S	Gru A	28	23	2	3	3	1	1	1	0	0	0	0	31	24	3	4
OGEN T	Ade	62	26	28	8	8	3	4	1	0	0	0	0	70	29	32	9
OPITZ P	Gru A	1	1	0	0	0	0	0	0	0	0	0	0	1	1	0	0
PANICO D		12	4	7	1	1	0	0	1	0	0	0	0	13	4	7	2
PANICO N Jr		11	1	9	1	1	0	1	0	0	0	0	0	12	1	10	1
PANICO N Sr		12	4	8	0	1	1	0	0	0	0	0	0	13	5	8	0
PARNELL R	Alu A	15	5	8	2	4	0	3	1	0	0	0	0	19	5	11	3
PAWSON T	Sar	9	3	6	0	0	0	0	0	0	0	0	0	9	3	6	0
PETRULLI M	Alu A	23	14	5	4	3	1	2	0	0	0	0	0	26	15	7	4
PISCOP F		16	4	8	4	1	0	1	0	0	0	0	0	17	4	9	4
POWELL		1	0	1	0	0	0	0	0	0	0	0	0	1	0	1	0
QUARTERMAN T		4	0	4	0	0	0	0	0	0	0	0	0	4	0	4	0
RAPPAPORT V	Par M	1	1	0	0	0	0	0	0	0	0	0	0	1	1	0	0
REILLY T		4	0	3	1	0	0	0	0	0	0	0	0	4	0	3	1
RICHARDS L		61	32	23	6	4	3	1	0	7	0	4	3	72	35	28	9
RIGNEY D	Alu C	30	6	20	4	3	0	3	0	8	1	6	1	41	7	29	5
RIZZO R	Gru B	75	46	16	13	5	2	0	3	12	8	0	4	92	56	16	20
RODRIGUEZ K		50	33	7	10	3	1	1	1	5	3	1	1	58	37	9	12
ROMAN R	Ade	29	14	14	1	6	2	4	0	0	0	0	0	35	16	18	1
ROSALES J		2	1	1	0	0	0	0	0	0	0	0	0	2	1	1	0
ROSE R	Gru B	29	21	7	1	0	0	0	0	0	0	0	0	29	21	7	1
RUBIN K	AIL	5	1	4	0	0	0	0	0	0	0	0	0	5	1	4	0
RUSCH E	Par W	19	8	10	1	4	1	3	0	0	0	0	0	23	9	13	1
SALZONE J		6	1	5	0	0	0	0	0	0	0	0	0	6	1	5	0
SCHONROG W	Alu C	56	26	29	1	4	3	1	0	4	0	4	0	64	29	34	1
SEROPIAN A		37	31	4	2	4	1	1	2	0	0	0	0	41	32	5	4
SHAPIRO C	Gru B	1	0	1	0	0	0	0	0	0	0	0	0	1	0	1	0
SHERMAN S		1	1	0	0	0	0	0	0	0	0	0	0	1	1	0	0
SIMEONE R	Alu A	43	22	12	9	7	3	2	2	0	0	0	0	50	25	14	11
SINGH D		14	4	9	1	0	0	0	0	0	0	0	0	14	4	9	1
SOSTACK R	Pac	32	27	4	1	6	2	2	2	0	0	0	0	38	29	6	3
SPINNATO C	Par W	22	11	9	2	4	1	1	2	0	0	0	0	26	12	10	4
STANDING R	LSF	25	13	7	5	3	3	0	0	0	0	0	0	28	16	7	5
STEIN B		18	6	11	1	0	0	0	0	0	0	0	0	18	6	11	1
STRONG B		10	3	7	0	0	0	0	0	0	0	0	0	10	3	7	0
SULZBACH B	USP	11	6	3	2	2	2	0	0	0	0	0	0	13	8	3	2
SULZBACH F	USP	8	0	8	0	2	0	2	0	0	0	0	0	10	0	10	0
SUNSHINE B	Pac	49	34	9	6	6	2	1	3	0	0	0	0	55	36	10	9
TATE S	Sar	10	3	7	0	0	0	0	0	0	0	0	0	10	3	7	0

TIMMINS J	Par M	32	17	11	4	6	0	4	2	0	0	0	0	38	17	15	6
TREMME K Sr	Ade	41	14	18	9	4	1	2	1	0	0	0	0	45	15	20	10
ULFERS E	Par W	13	7	2	4	2	1	1	0	0	0	0	0	15	8	3	4
VENCO M		3	0	3	0	0	0	0	0	0	0	0	0	3	0	3	0
VICTORY T	Gru B	33	26	4	3	2	1	0	1	0	0	0	0	35	27	4	4
WEST P		32	14	16	2	0	0	0	0	0	0	0	0	32	14	16	2
WILKIE C	Gru A	10	5	3	2	2	1	1	0	0	0	0	0	12	6	4	2
WISBAUER R	Alu A	46	29	7	10	6	6	0	0	0	0	0	0	52	35	7	10
WOLF K		10	3	7	0	1	0	1	0	0	0	0	0	11	3	8	0
WYHOWANEC S		4	0	4	0	0	0	0	0	0	0	0	0	4	0	4	0
YORK A		1	0	1	0	0	0	0	0	0	0	0	0	1	0	1	0
YU M		28	10	13	5	0	0	0	0	0	0	0	0	28	10	13	5
YUK H	Ade	3	2	0	1	1	1	0	0	0	0	0	0	4	3	0	1
ZABB K	Par M	22	10	9	3	3	2	0	1	0	0	0	0	25	12	9	4

380 283 120 111 52 118 53 49 16 3407 #### #### 448

SUMMARY OF ALL LIICL GAMES 1984-2000

EVENT	TOTAL	REGULAR	DOUBLE	GAMES	ROUNDS	
	<u>GAMES</u>	<u>FORFEITS</u>	<u>FORFEITS</u>	<u>PLAYED</u>	<u>START</u>	<u>END</u>
1983-84 REGULAR SEASON	184	21	5	158	1	7
1984 MINI-SERIES/OTHER	41	0	0	41	8	10
1984-85 REGULAR SEASON	204	47	14	143	11	19
1985 SUMMER	58	0	0	58	20	24
1985-86 REGULAR SEASON	264	27	1	236	25	35
1986 SUMMER	37	3	0	34	36	40
1986-87 REGULAR SEASON	264	42	5	217	41	51
1987-88 REGULAR SEASON	264	57	2	205	52	62
1988-89 REGULAR SEASON	144	6	0	138	63	71
1989-90 REGULAR SEASON	180	22	0	158	72	80
1990 PLAYOFFS	32	1	0	31	81	82
1990-91 REGULAR SEASON	220	15	1	204	83	93
1991 PLAYOFFS	36	2	2	32	94	96
1991-92 REGULAR SEASON	264	18	0	246	97	109
1992 PLAYOFFS	36	0	0	36	110	111
1991-92 INDIVIDUAL	28	8	0	20	97	104
1992-93 REGULAR SEASON	264	21	0	243	112	122
1993 PLAYOFFS	48	9	2	37	123	124
1993-94 REGULAR SEASON	264	25	2	237	125	135
1994 PLAYOFFS	44	5	1	38	136	139
1994 INDIVIDUAL	30	2	0	28	125	140
1994-95 REGULAR SEASON	224	26	0	198	141	154
1995 PLAYOFFS	28	2	0	26	155	157
1995 INDIVIDUAL	3	0	0	3	141	157
1995-96 REGULAR SEASON	220	36	2	182	158	168
1996 PLAYOFFS	40	3	0	37	169	172
1996 INDIVIDUAL	40	1	0	39	158	173
1996-97 REGULAR SEASON	180	19	2	159	174	182
1997 PLAYOFFS	36	4	0	32	183	186
1997 INDIVIDUAL	55	0	0	55	174	187
1997-98 REGULAR SEASON	180	27	0	153	188	196
1998 PLAYOFFS	36	1	0	35	197	200
1998 INDIVIDUAL	54	2	0	52	188	201
1998-99 REGULAR SEASON	180	19	0	161	202	210
1999 PLAYOFFS	36	1	0	35	211	214
1999 INDIVIDUAL	35	0	0	35	202	215
1999-00 REGULAR SEASON	180	19	0	161	216	226
2000 PLAYOFFS	32	4	0	28	227	230
2000 INDIVIDUAL	68	5	0	63	216	231
SUB-TOTAL REGULAR	3680	447	34	3199		176
SUB-TOTAL PLAYOFFS	404	32	5	367		36
SUB-TOTAL INDIVIDUAL	449	21	0	428		
GRAND TOTALS	4533	500	39	3994		231

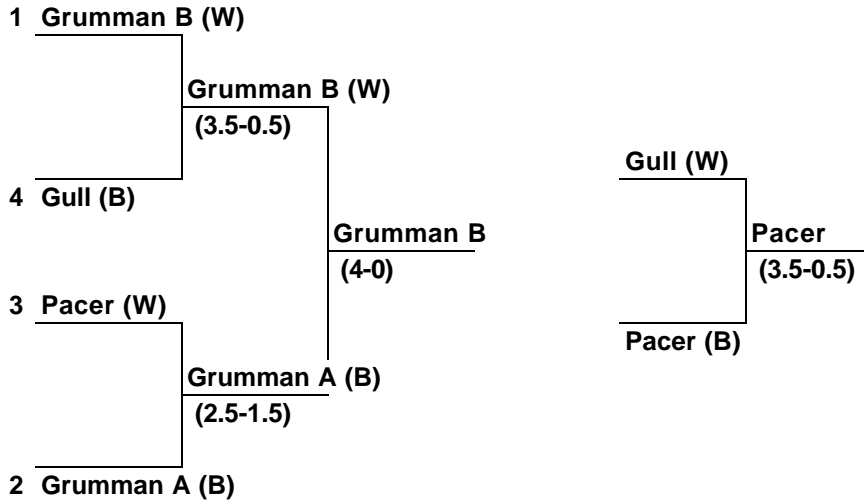
1989-90 LIICL Playoff Brackets

Semifinals
24-Mar

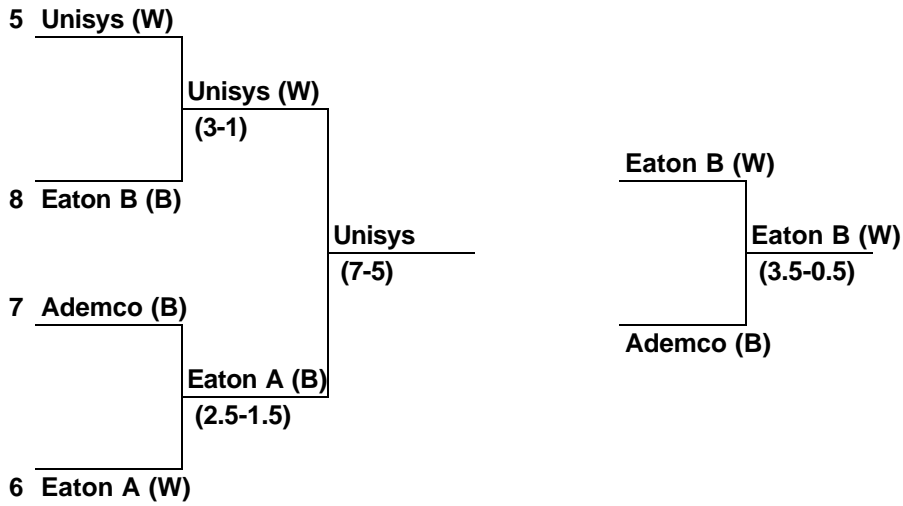
Finals
1-May

Consolation
1-May

First Tier Playoffs



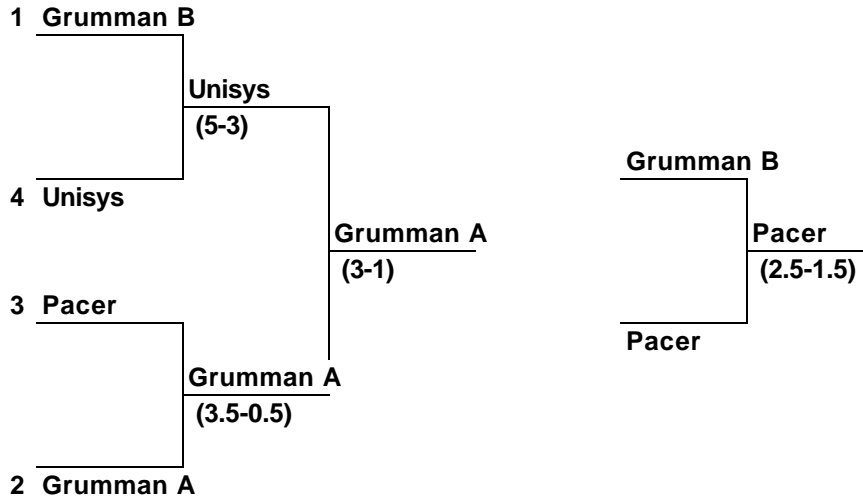
Second Tier Playoffs



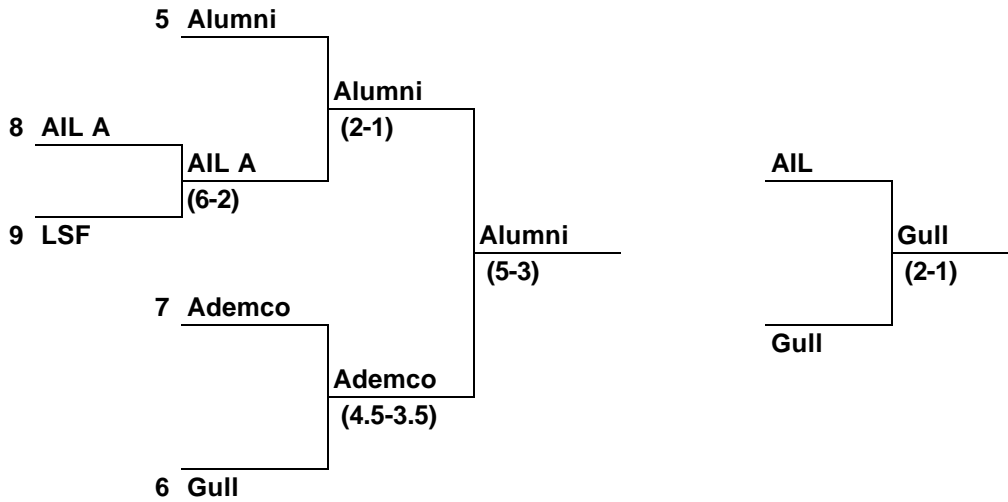
1990-91 LIICL Playoff Brackets

Quarters 23-Mar Semifinals 5-Apr Finals 19-Apr Consolation 19-Apr

Tier 1 Playoffs



Tier 2 Playoffs



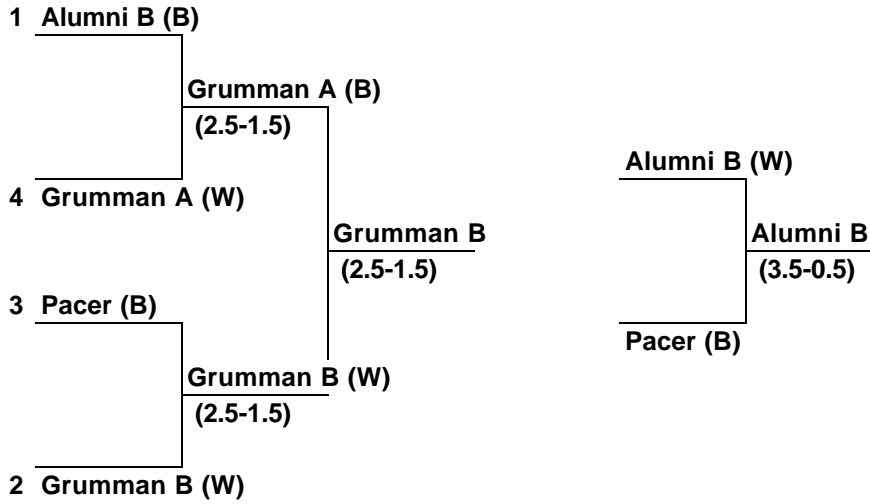
1991-92 LIICL Playoff Brackets

Semifinals
24-Mar

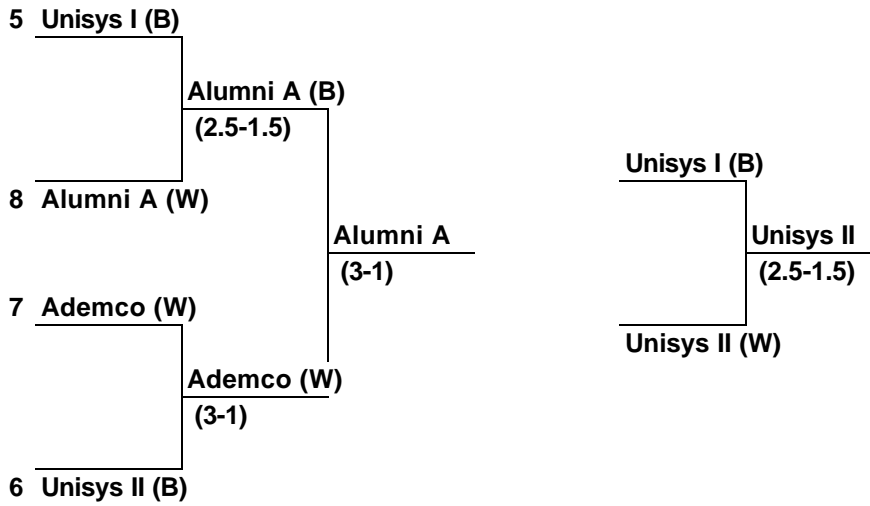
Finals
1-May

Consolation
19-Mar

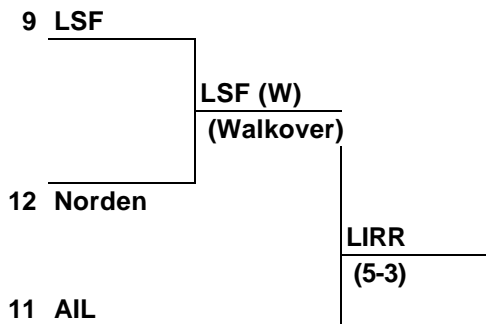
First Tier Playoffs

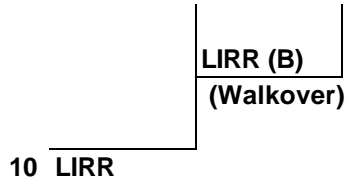


Second Tier Playoffs



Third Tier Playoffs





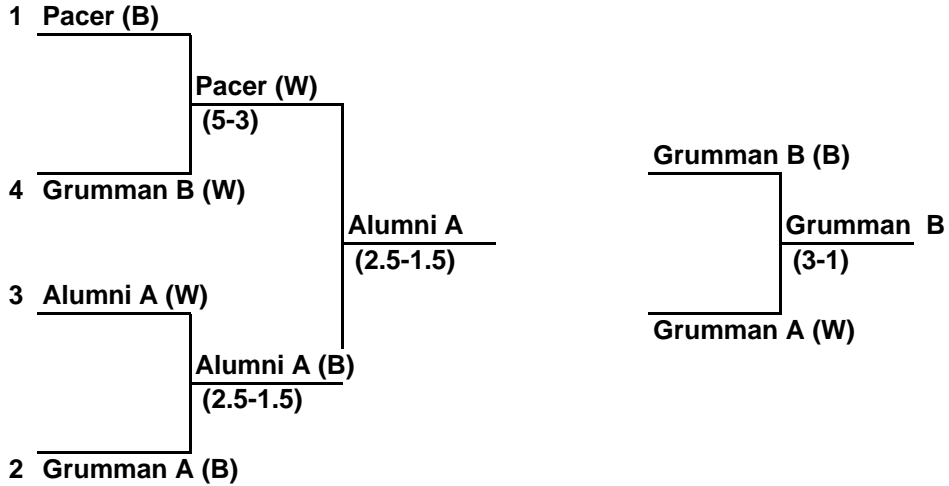
1992-93 LIICL Playoff Brackets

Semifinals
5-Mar

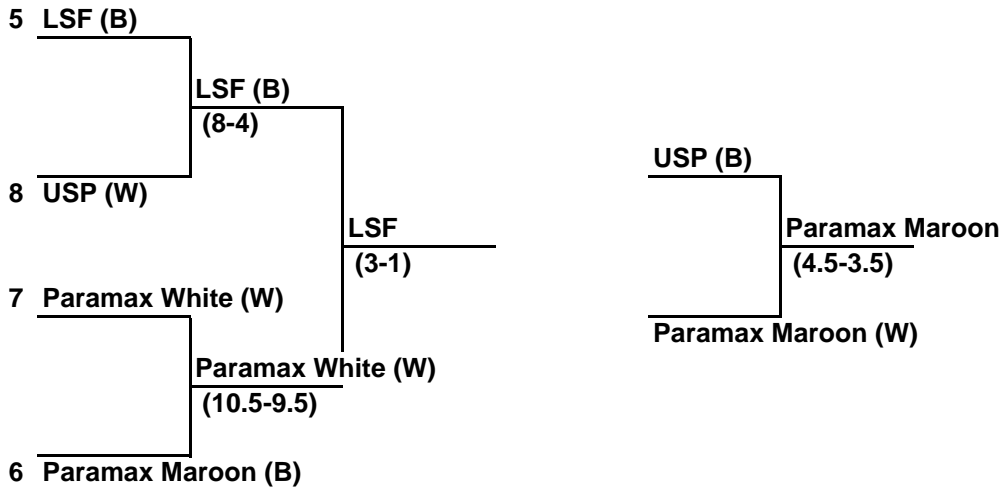
Finals
19-Mar

Consolation
19-Mar

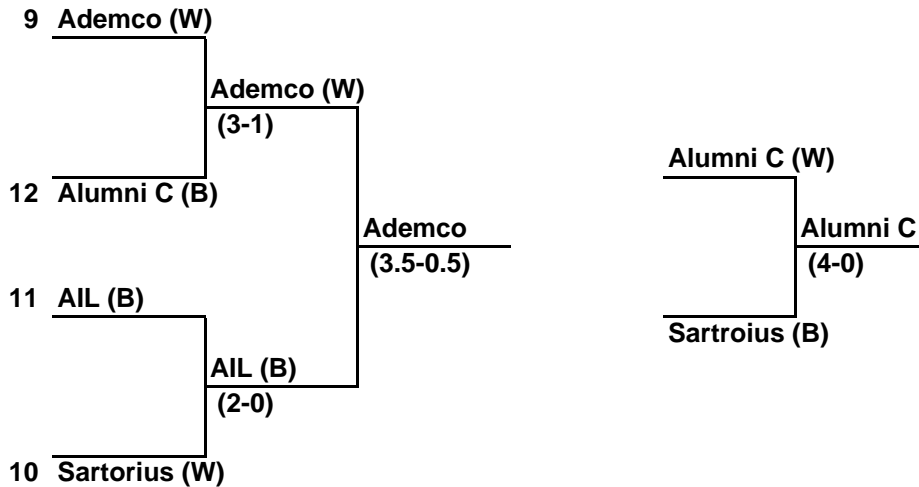
First Tier Playoffs



Second Tier Playoffs



Third Tier Playoffs



HISTORY OF LIICL OFFICERS

<u>SEASON</u>	<u>PRESIDENT</u>	<u>TREASURER (1)</u>	<u>TOURNAMENT DIRECTOR</u>
83-84	VERONICA SCHNITTMAN		JOSEPH FELBER
84-85	VERONICA SCHNITTMAN		STEVEN MYERS
85-86	VERONICA SCHNITTMAN		CARRIE GOLDSTEIN
86-87	VERONICA SCHNITTMAN		CARRIE GOLDSTEIN
87-88	VERONICA SCHNITTMAN		<u>RULES DIRECTOR (2)</u>
88-89 (3)	JOHN KINGSLEY	JIM DWULIT	VERONICA SCHNITTMAN
89-90	GEORGE ALIKAKOS	WAYNE SCHONROG	ROBERT RIZZO
90-91	CHRIS BORTZNER	WAYNE SCHONROG	ROBERT RIZZO
91-92	CARRIE GOLDSTEIN	WAYNE SCHONROG JIM DWULIT (4)	ROBERT RIZZO
92-93	CARRIE GOLDSTEIN	JIM DWULIT	ALAN KANTOR
93-94	LEN CHIPKIN	JOHN KINGSLEY	ROBERT RIZZO
94-95	MIKE ANTHONY	JOHN KINGSLEY	ALAN KANTOR
95-96	MIKE ANTHONY	JOHN KINGSLEY	ROBERT RIZZO
96-97	JOHN KINGSLEY	JERRY DECARLO	DENNIS HOM
97-98	JOHN KINGSLEY	JIM DWULIT	ROBERT RIZZO
98-99	JOHN KINGSLEY	JIM DWULIT	ROBERT RIZZO
99-00	MIKE ANTHONY	JIM DWULIT	ROBERT RIZZO ALAN BENJAMIN (5)

(1) The duties of the Treasurer fell under the aegis of the President from 1983-1988

(2) The office of Rules Director was established in 1988 with greater scope of responsibility than the Tournament Director whose duties were performed by rotating team captains

(3) Commencing with the 1988-1989 season, the three officers made up the Board of Directors

(4) Jim Dwulit elected after the resignation of Wayne Schonrog

(5) Alan Benjamin elected after the resignation of Robert Rizzo

HISTORY OF LIICL SPEED CHAMPIONS

NEDDS DATA FOR 93-94, 96-97 & 99-00

<u>SEASON</u>	<u>CHAMPION</u>	<u>UNDER 1800</u>	<u>UNDER 1600</u>
84-85	ROBERT KENDER SPERRY		
85-86	SHAHEN MINASSIAN GRUMMAN A		
86-87	SAM NOVIK GRUMMAN A	ROBERT CAIRONE GRUMMAN	WAYNE SCHONROG UNISYS
87-88	PRANAB DAS GRUMMAN A	JOHN KINGSLEY NORDEN A	MARK YU NORDEN B
88-89	ALAN KANTOR GRUMMAN	DAVE NEDJAD GULL	WAYNE SCHONROG UNISYS
89-90	KEN MARLEY GRUMMAN B	ROBERT SIMEONE GULL	DENNIS HOM UNISYS
90-91	ROBERT SOSTACK PACER	CHRIS BROTZNER GULL	MATT JAROSINSKI LSF
91-92	ROGER LAFLAIR ALUMNI B	SHAHEN MINASSIAN GRUMMAN B	ROBERT HATCHER UNISYS I
92-93	JAVIER GARCIA INDEPENDENT	KEN ZABB PARAMAX MAROON	DANNY PANICO INDEPENDENT
93-94	MISSING	MISSING	MISSING
94-95	ROBERT RIZZO GRUMMAN	ROBERT STANDING LIFE SERVICE FOUNDAT	MICHAEL ANTHONY LIFE SERVICE FOUNDAT
95-96	ROBERT RIZZO NORTHROP GRUMMAN 1	CARRIE GOLDSTEIN PACER	PETE HOLZER NORTHROP GRUMMAN 2
96-97	MISSING	MISSING	MISSING
97-98	NICK PANICO III PACER	GEORGE BERG NORTHROP GRUMMAN 1	KOLMAN TURAY INDEPENDENT
98-99	DAVE LEONE LIFE SERVICE FOUNDAT	CHARLES BONFANTE LIFE SERVICE FOUNDAT	JIM KOLCZYNSKI LIFE SERVICE FOUNDAT
99-00	TBD	TBD	TBD

HISTORY OF LIICL INDIVIDUAL PERFORMANCE WINNERS

MISSING DATA AS INDICATED BELOW

<u>SEASON</u>	<u>HIGHEST PERFORMANCE</u>	<u>BEST UPSET WIN</u>	<u>BEST UPSET DRAW</u>	<u>ROOKIE OF THE YEAR</u>	<u>MOST IMPROVED PLAYER</u>	<u>BEST GAME</u>	<u>BEST COMBINATION</u>	<u>SCHNITTMAN AWARD</u>	<u>SPECIAL APPRECIATION</u>	<u>PERSISTENCE</u>
89-90	-----	PHIL BURNS AIL B	PHIL BURNS AIL B	JOHN DEMARCO AIL A	ROBERT SIMEONE GULL	-----	-----	-----	-----	LOUIS RICHARDS AIL A
90-91	ALAN KANTOR ALUMNI C	SAM GOLDFARB ALUMNI C	ROBERT SIMEONE GULL	JOE TIMMINS UNISYS	JOE BARILLA UNISYS	ROBERT CAIRONE GRUMMAN B	-----	-----	-----	
91-92	ROGER LAFLAIR ALUMNI B	WAYNE SCHONROG ALUMNI A	DANNY PANICO LIRR	CHARLES SPINNATO UNISYS II	ROBERT SIMEONE GULL	LEN CHIPKIN PACER	-----	CARRIE GOLDSTEIN PACER	KATHY DWULIT	
92-93	ROGER LAFLAIR ALUMNI A	JOHN KINGSLEY ALUMNI C	ED ULFERS PARAMAX WHITE	PAUL ASCOLESE SR. USP	ED ULFERS PARAMAX WHITE	PETE CULLEN GRUMMAN B	DAVE LEONE LSF	ROBERT RIZZO GRUMMAN		
93-94	GEORGE BERG GRUMMAN B	ROBERT HATCHER UNISYS RED	AL LOSHIN ALUMNI C	OSCAR SHOENFIELD IBA	BRIAN SULZBACH USP	MISSING	MISSING	MISSING		
94-95	CHARLES BONFANTE LSF	SURESH MUTTREJA ADEMCO	ROBERT MASTANDREA ALUMNI C	ALEX ANDJEVSKY UNISYS RED	CARL AMLING AIL	LEN CHIPKIN PACER	JOE TIMMINS UNISYS RED	MISSING		
95-96	LEN CHIPKIN PACER	LARRY CHIAPPONE CITIBANK/CME	ED RUSCH VEECO	TONY VALYS NORTHROP GRUMMAN 1	KEVIN MAHONEY NORTHROP GRUMMAN 2	JERRY DECARLO NORTHROP GRUMMAN 2	PAUL RAGONNET CITIBANK			
96-97	LEN CHIPKIN PACER	JOHN KINGSLEY ALUMNI C	SAM GOLDFARB ALUMNI C	JERRY KENNEDY NORTHROP GRUMMAN 1	NICK PANICO III PACER	KEVIN MAHONEY NORTHROP GRUMMAN 2	KEVIN MAHONEY NORTHROP GRUMMAN 2			
97-98	MATT JAROSINSKI ALUMNI C	AL LOSHIN ALUMNI C	SAM GOLDFARB ALUMNI C	ALEX IKONNIKOW NORTHROP GRUMMAN 1	MATT JAROSINSKI ALUMNI C	KEVIN MAHONEY NORTHROP GRUMMAN 2	ROBERT HATCHER LOCKHEED MARTIN			
98-99	ROBERT SOSTACK PACER	RICH CLOUSE AIL	ROBERT MASTANDREA ALUMNI C	JACK LANDAU CITIBANK	ROBERT MASTANDREA ALUMNI C	DAVE LEONE LSF	DENNIS HOM PHOTON			
99-00	LEN CHIPKIN PACER	MATT INOGNA ADEMCO	MATT JAROSINSKI ALUMNI C	RICK VITELLI NORTHROP GRUMMAN	AL LOSHIN ALUMNI C	TBD	TBD			

HISTORY OF LIICL INDIVIDUAL CLASS WINNERS

(MVP IN BOLD)

<u>SEASON</u>	<u>CLASS A</u>	<u>CLASS B</u>			
83-84	KEN MARLEY GRUMMAN	JERRY DECARLO GRUMMAN			
84-85	ROBERT RIZZO FAIRCHILD	ROBERT HATCHER SPERRY			
85-86	KEITH RODRIGUEZ GRUMMAN	RONALD LANNING GRUMMAN			
86-87	AL SEROPIAN GRUMMAN	KENNETH FORD GRUMMAN			
87-88	CARRIE GOLDSTEIN PACER	LOUIS RICHARDS EATON			
88-89	GEORGE BERG GRUMMAN	ROBERT ROSE GRUMMAN	<u>CLASS C</u>	<u>CLASS D</u>	
89-90	ROBERT RIZZO GRUMMAN	THOMAS VICTORY GRUMMAN	ROBERT SIMEONE GULL	DAVID NEDJAD GULL	
90-91	JOE TIMMINS UNISYS	ROBERT SOSTACK PACER	DENNIS HOM UNISYS	JOE BARILLA UNISYS	
	PETER CULLEN GRUMMAN		WAYNE SCHONROG ALUMNI A		
91-92	SAM NOVIK GRUMMAN	CHRISTIAN BORTZNEF ALUMNI B	CARRIE GOLDSTEIN PACER	ROBERT STANDING LSF	
		ROBERT SIMEONE ALUMNI B			
92-93	ROBERT SOSTACK PACER	WILLIE JOHNSON PACER	CARRIE GOLDSTEIN PACER	ED ULFERS PARAMAX WHITE	
			ROBERT STANDING LSF		
93-94	GEORGE BERG GRUMMAN B	KEVIN MAHONEY GRUMMAN A	CARRIE GOLDSTEIN PACER	ED RUSCH UNISYS WHITE	
94-95	ROBERT WISBAUER PACER	KEVIN MAHONEY GRUMMAN	ED RUSCH UNISYS WHITE	AL LOSHIN ALUMNI C	
95-96	TONY VALYS NORTHROP GRUMMAN	ROBERT RIZZO NORTHROP GRUMMAN	CARRIE GOLDSTEIN PACER	ROBERT HART ADEMCO	
96-97	LEN CHIPKIN PACER	DAVE LEONE LSF	DENNIS HOM X-MEN	ROBERT HART ADEMCO	
		NICK PANICO III PACER		JERRY KENNEDY NORTHROP GRUMMAN 1	
97-98	NICK PANICO III PACER	KEVIN MAHONEY NORTHROP GRUMMAN	CARRIE GOLDSTEIN PACER	ROBERT HART ADEMCO	
			ALEX IKONNIKOW NORTHROP GRUMMAN 1		
98-99	ROBERT SOSTACK PACER	STEVE ROMERO AIL	CARRIE GOLDSTEIN PACER	ED HARTTEN LOCKHEED MARTIN	
		DAVE LEONE LSF			
99-00	LEN CHIPKIN PACER	KEN MARLEY NORTHROP GRUMMAN	SURESH MUTTREJA ADEMCO	AL LOSHIN ALUMNI C	

<u>AWARDS BY TEAM</u>	
NORTHROP GRUMMAN/GRUMMAN	21
PACER	16
SPERRY/UNISYS/PARAMAX/LM	8
LIFE SERVICE FOUNDATION	4
ADEMCO	4
EATON/AIL	2
ALUMNI C	2
ALUMNI B	2
GULL	2
X-MEN	1
FAIRCHILD	1
ALUMNI A	1

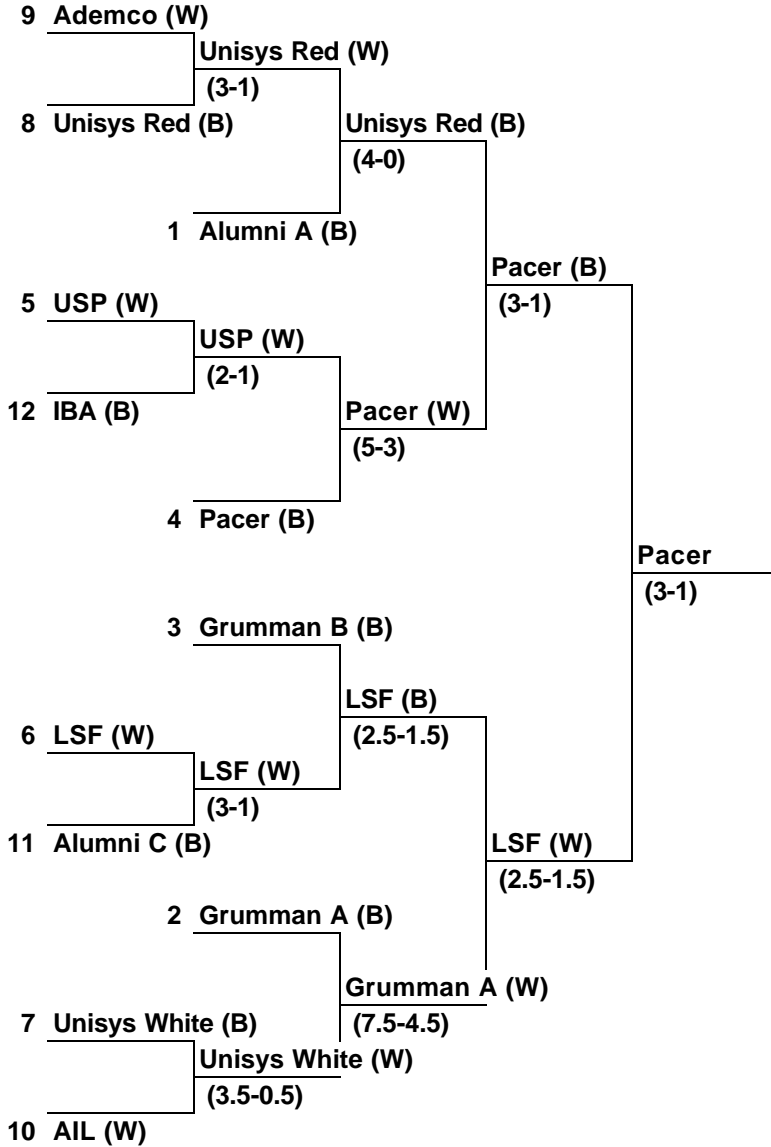
<u>MULTIPLE AWARD WINNERS</u>	
CARRIE GOLDSTEIN	7
ROBERT HART	3
ROBERT SOSTACK	3
ROBERT RIZZO	3
KEVIN MAHONEY	3
LEN CHIPKIN	2
ROBERT STANDING	2
DENNIS HOM	2
NICK PANICO III	2
KEN MARLEY	2
GEORGE BERG	2
DAVE LEONE	2
ROBERT SIMEONE	2
ED RUSCH	2
AL LOSHIN	2

1993-94 LIICL Final Team Standings

Team	Team Rating	LIICL Pts	----Games----				----Match----				F
			W	L	D	Pts	W	L	D	Pts	
Alumni A	2041	176	29	7	8	33.0	8	2	1	8.5	0
Grumman A	1963	172	27	7	10	32.0	8	1	2	9.0	0
Grumman B	1954	160	26	12	6	29.0	6	1	4	8.0	0
Pacer	1923	160	27	13	4	29.0	8	2	1	8.5	0
USP	1874	148	24	16	4	26.0	6	4	1	6.5	0
LSF	1795	145	21	14	9	25.5	5	3	3	6.5	1
Unisys White	1735	142	20	15	9	24.5	6	2	3	7.5	0
Unisys Red	1817	122	16	20	8	20.0	4	6	1	4.5	2
Ademco	1659	93	12	29	3	13.5	0	8	3	1.5	5
AIL	1612	86	8	31	5	10.5	1	9	1	1.5	0
Alumni C	1471	75	8	34	2	9.0	1	8	2	2.0	5
IBA	1705	68	8	32	4	10.0	1	8	2	2.0	16

1993-94 LIICL Playoff Brackets

Round 1 Round 2 Round 3 Round 4
 25-Mar 15-Apr 19-Apr 6-May

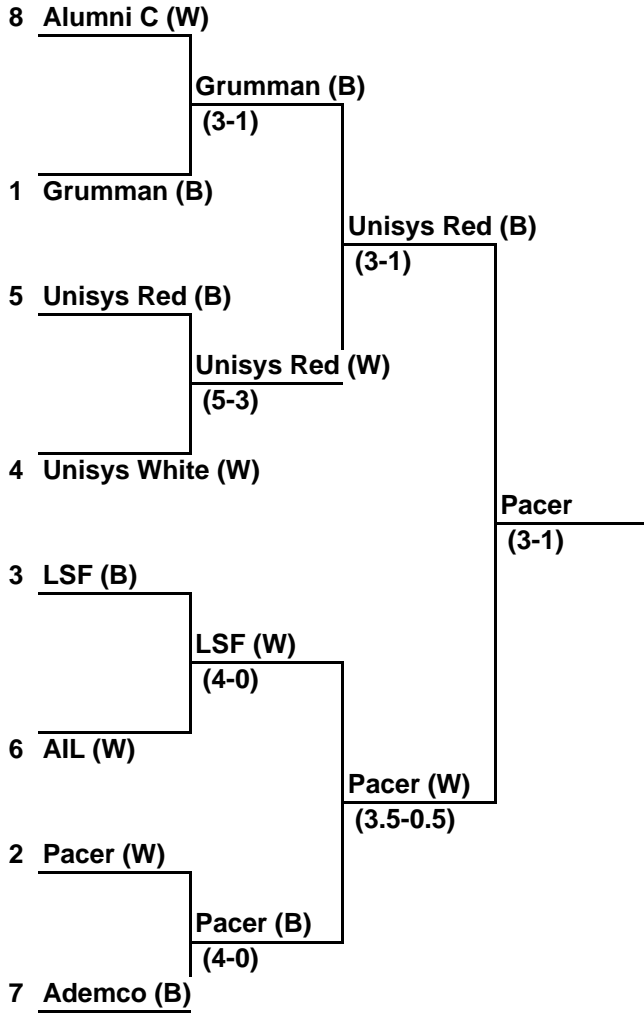


1994-95 LIICL Final Team Standings

Team	Team LIICL		----Games----				----Match----				F
	Rating	Pts	W	L	D	Pts	W	L	D	Pts	
Grumman	1994	218	35	10	11	40.5	10	2	2	11.0	0
Pacer	1984	209	36	15	5	38.5	10	3	1	10.5	1
LSF	1827	202	31	13	12	37.0	8	3	3	9.5	2
Unisys White	1745	176	25	21	10	30.0	6	4	4	8.0	0
Unisys Red	1836	173	24	21	11	29.5	6	6	2	7.0	1
AIL	1648	121	17	33	6	20.0	4	8	2	5.0	15
Ademco	1639	111	13	39	4	15.0	2	11	1	2.5	5
Alumni C	1532	108	11	40	5	13.5	1	10	3	2.5	2

1994-95 LIICL Playoff Brackets

Round 1 Round 2 Round 3
 5-May 19-May 2-Jun

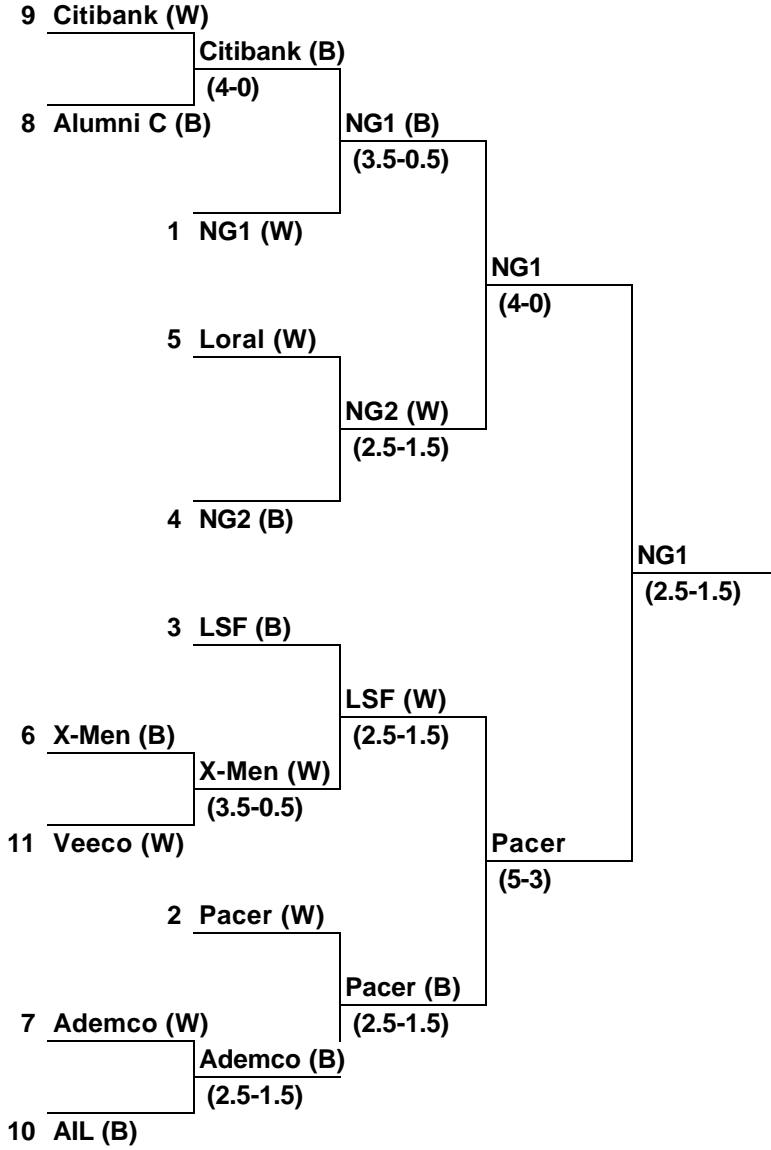


1995-96 LIICL Final Team Standings

Team	Team Rating	LIICL Pts	----Games----				----Match----				F
			W	L	D	Pts	W	L	D	Pts	
Nor-Grum 1	2009	177	32	3	5	34.5	10	0	0	###	1
Pacer	2008	172	30	4	6	33.0	8	2	0	8.0	0
LSF	1823	143	25	13	2	26.0	7	2	1	7.5	1
Nor-Grum 2	1785	141	24	13	3	25.5	6	2	2	7.0	1
Loral	1691	132	23	17	0	23.0	5	3	2	6.0	0
X-Men	1981	130	22	15	3	23.5	5	3	2	6.0	4
Ademco	1622	102	15	23	2	16.0	4	6	0	4.0	2
Alumni C	1541	83	11	28	1	11.5	2	7	1	2.5	3
Citi/CME	1495	78	11	29	0	11.0	2	6	2	3.0	6
AIL	1660	67	7	31	2	8.0	1	9	0	1.0	5
Veeco	1387	47	5	33	2	6.0	0	10	0	0.0	17

1995-96 LIICL Playoff Brackets

Round 1 Round 2 Round 3 Round 4
 22-Mar 12-Apr 26-Apr 3-May

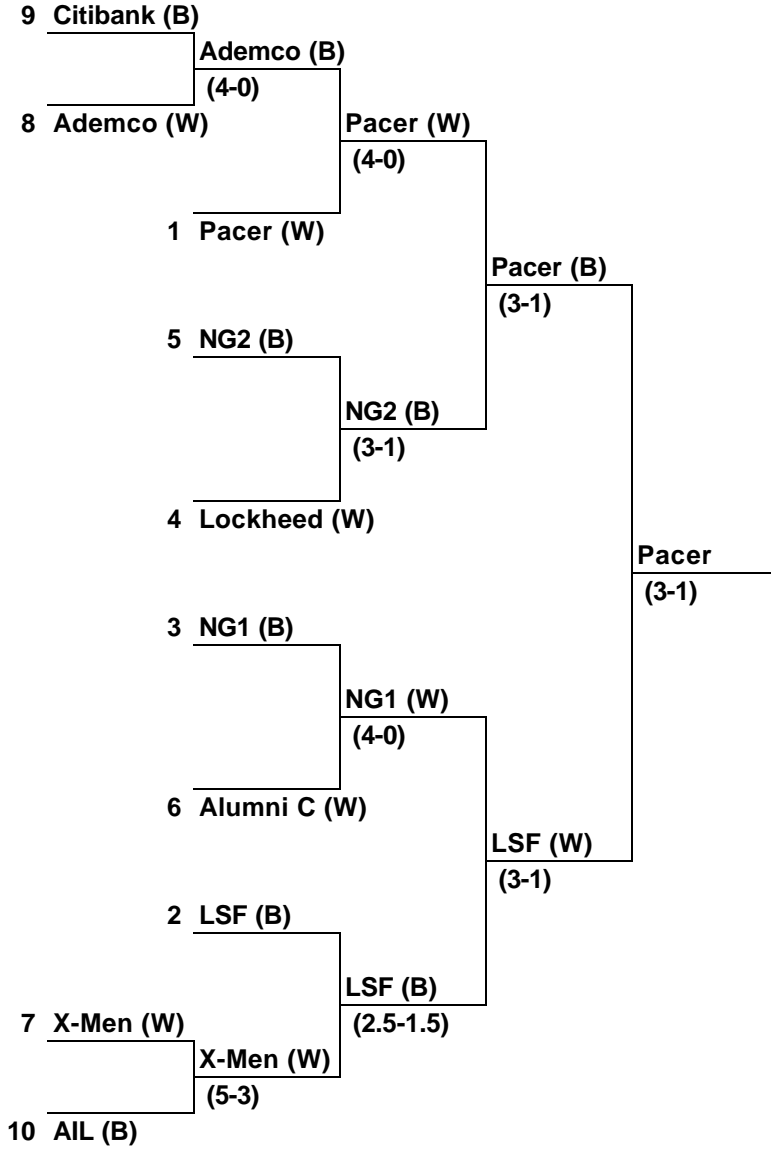


1996-97 LIICL Final Team Standings

Team	Team LIICL		----Games----				----Match----				F
	Rating	Pts	W	L	D	Pts	W	L	D	Pts	
Pacer	1955	157	29	4	3	30.5	8	1	0	8.0	1
LSF	1855	152	27	5	4	29.0	9	0	0	9.0	0
Nor-Grum 1	2008	146	26	7	3	27.5	7	2	0	7.0	0
Lock-Mart	1751	100	15	19	2	16.0	4	3	2	5.0	0
Nor-Grum 2	1724	98	13	18	5	15.5	4	5	0	4.0	0
Alumni C	1525	90	12	21	3	13.5	1	4	4	3.0	0
X-Men	1867	86	13	18	5	15.5	2	6	1	2.5	12
Ademco	1629	78	11	24	1	11.5	1	5	3	2.5	4
Citi/CME	1601	74	9	25	2	10.0	2	6	1	2.5	2
AIL	1597	69	6	24	6	9.0	1	7	1	1.5	3

1996-97 LIICL Playoff Brackets

Round 1 Round 2 Round 3 Round 4
 28-Feb 7-Mar 21-Mar 18-Apr

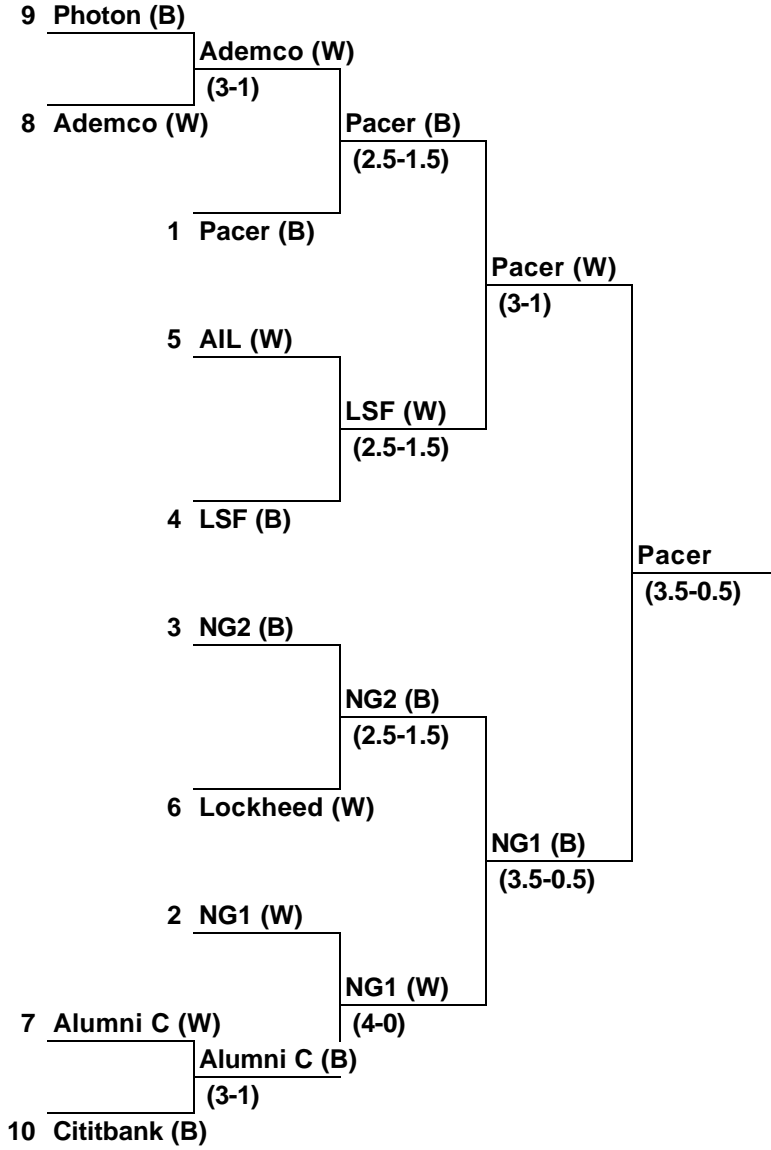


1997-98 LIICL Final Team Standings

Team	Team LIICL		----Games----				----Match----				F
	Rating	PPR	W	L	D	Pts	W	L	D	Pts	
Pacer	1960	144	25	7	4	27.0	7	1	1	7.5	0
Nor-Grum 1	1960	135	23	9	4	25.0	7	1	1	7.5	1
Nor-Grum 2	1608	127	22	12	2	23.0	5	2	2	6.0	1
LSF	1858	119	19	12	5	21.5	4	3	1	4.5	3
AIL	1564	110	16	14	6	19.0	3	4	2	4.0	2
Lock-Mart	1636	106	16	17	3	17.5	2	4	3	3.5	0
Alumni C	1538	102	14	17	5	16.5	3	3	3	4.5	0
Ademco	1594	93	13	20	3	14.5	3	5	1	3.5	1
Photon	1712	69	9	23	4	11.0	2	7	0	2.0	11
Citi/CME	1507	48	4	30	2	5.0	0	7	2	1.0	8

1997-98 LIICL Playoff Brackets

Round 1 Round 2 Round 3 Round 4
 3-Apr 17-Apr 1-May 15-May

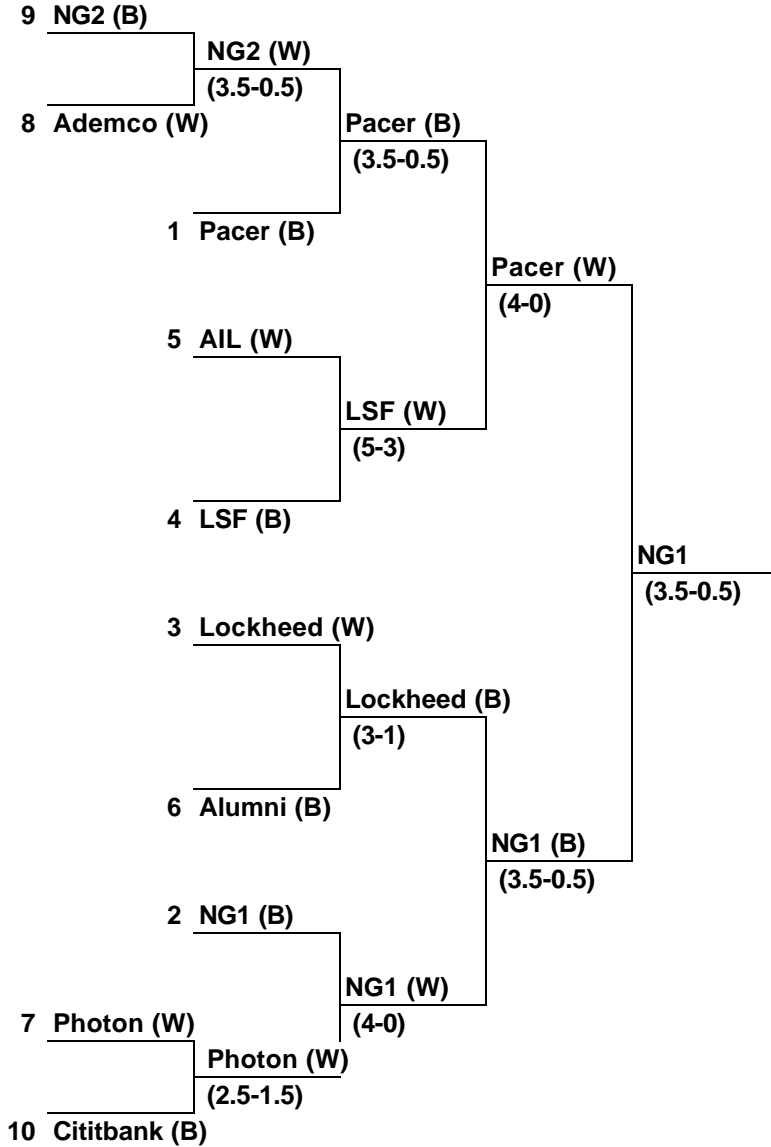


1998-99 LIICL Final Team Standings

Team	Team LIICL		-----Games----				-----Match-----				
	Rating	Pts	W	L	D	Pts	W	L	D	Pts	F
Pacer	2017	147	27	7	2	28.0	8	0	1	8.5	1
Nor-Grum 1	1973	124	21	11	4	23.0	5	2	2	6.0	4
Lock-Mart	1700	114	17	14	5	19.5	3	3	3	4.5	0
LSF	1831	113	18	15	3	19.5	3	3	3	4.5	1
AIL	1706	111	17	15	4	19.0	4	3	2	5.0	1
Alumni C	1584	108	13	13	10	18.0	4	4	1	4.5	0
Photon	1842	104	16	16	4	18.0	5	3	1	5.5	4
Ademco	1648	89	12	20	4	14.0	2	5	2	3.0	3
Nor-Grum 2	1759	85	12	22	2	13.0	1	5	3	2.5	3
Citibank	1481	66	6	26	4	8.0	0	7	2	1.0	2

1998-99 LIICL Playoff Brackets

Round 1	Round 2	Round 3	Round 4
12-Mar	26-Mar	16-Apr	30-Apr




1999-00 LIICL Final Team Standings

Team	Team	LIICL	LIICL	----Games----				----Match----				F
	Rating	Pts/Rnd	Pts	W	L	D	Pts	W	L	D	Pts	
Nor-Grum	1951	15.10	151	25	9	6	28.0	8	1	1	8.5	1
Pacer	1928	14.60	146	25	11	4	27.0	6	2	2	7.0	2
LSF	1802	13.00	130	18	13	9	22.5	7	2	1	7.5	0
AIL	1722	12.10	121	18	17	5	20.5	4	4	2	5.0	1
Photon	1769	12.10	121	18	15	7	21.5	5	3	2	6.0	5
Northport	1775	11.75	94	10	9	13	16.5	2	3	3	3.5	4
Alumni D	1710	11.50	115	18	19	3	19.5	4	5	1	4.5	3
Ademco	1689	10.60	106	14	19	7	17.5	2	5	3	3.5	4
Alumni C	1596	9.60	96	12	24	4	14.0	1	7	2	2.0	0
Pawn Isles	1609	7.40	74	9	30	1	9.5	0	8	2	1.0	4

1999-00 LIICL Playoff Brackets

Round 1 Round 2 Round 3 Round 4
 7-Apr 28-Apr 5-May 19-May



CONSTITUTION OF THE LONG ISLAND INDUSTRIAL CHESS LEAGUE

Article I - Name

(1) The name of this organization shall be the Long Island Industrial Chess League and is to be referred to as the LIICL in this document. Ratification of this document shall be by a two-thirds vote of the membership.

Article II - Purpose

(1) The purpose of the LIICL is as follows:

To promote goodwill and friendship through the game of chess.

To conduct tournaments, matches and other forms of chess competition.

Article III - Membership

(1) Any company which subscribes to the purpose of the LIICL may become a member in good standing subject only to compliance with the provisions of this document.

Article IV - Organization

(1) The LIICL shall be organized in the following manner:

A Board of Directors shall be formed consisting of three elected officers - President, Treasurer and Rules Director. No team may be represented more than once on the Board of Directors. Elected terms shall be one year. To be eligible for any elective office, two years of membership in the LIICL is required.

An Executive Board shall exist. This Board shall consist of one team captain from each company. In the absence of any team captain, another team member may serve as proxy.

The general membership shall consist of all teams, their players, all officers, all team captains and all appointed functionaries.

Article V - Duties

(1) The Board of Directors

These officers shall act together as a rules appeals committee.

(2) The Executive Board

The Executive Board shall formulate a program of activities for the LIICL.

The Executive Board shall determine the needs of the league such as equipment and supplies.

The Executive Board shall determine the yearly dues schedule.

The Executive Board shall determine the need for administrative officers.

The Executive Board shall select replacement Directors should one not complete a term for any reason.

The Executive Board shall meet periodically according to the provisions described herein.

The recommendations of the Board of Directors pertaining to rules, and all matters of the league shall be presented to the Executive Board for approval. The Board of Directors shall not have a vote on said matters. It shall require a majority vote of the Executive Board to approve a proposal.

(3) The President

The President shall conduct the general administrative and other functions of the LIICL to ensure adherence to the league by-laws and constitution.

The President shall coordinate schedule dates for matches, award nights and meetings.

The President shall preside over meetings.

The President shall keep each captain aware of the by-laws and all matters which have pertinence to the LIICL.

The President shall assign special committees and appoint a Tournament Director, a Recruitment Chairman and any other administrative officer which the Executive Board deems necessary. The appointments shall be subject to the approval of a majority of the Executive Board.

The President shall serve on the Board of Directors.

(4) The Treasurer

The Treasurer shall collect dues from each team at the beginning of the playing season.

The Treasurer shall pay fees and make disbursements for the general membership.

The Treasurer shall propose a budget at end of year for the following year.

The Treasurer shall keep a set of books for the LIICL.

The Treasurer shall make a report in the form of a statement of financial position at the end of the playing year.

The Treasurer shall take and distribute minutes of all LIICL meetings to all Executive Board members.

The Treasurer shall prepare and send notices to team captains about LIICL business.

The Treasurer shall carry on all LIICL correspondence and keep a log of same.

The Treasurer shall disperse funds upon dissolution in accordance with the by-laws.

(5) Rules Director

The Rules Director shall update the LIICL rules list whenever a change is voted on by the Executive Board.

The Rules Director shall be responsible for seeing that each year all member teams are provided with a copy of the latest rules and that all LIICL regulations and procedures are followed.

The Rules Director shall provide results of league play on a week to week basis.

The Rules Director shall present data to the Board of Directors for the purpose of determining individual prizes.

The Rules Director shall serve on the Board of Directors.

(6) Tournament Director

The Tournament Director is responsible for conducting LIICL play according to the by-laws.

The Tournament Director shall be familiar with the Official Rules of Chess and must have demonstrated directing proficiency.

The Tournament Director shall have no voting power.

(7) Recruitment Chairman

The Recruitment Chairman shall be assigned the task of finding new teams for the following season's play.

Article VI - Elections and Impeachments

(1) Officers will be elected by secret ballot at the General Membership meeting at season's end for a term of one year. Officers may serve up to three consecutive terms.

Each team of four players shall have four votes and each team of eight players shall have eight votes. Ballots may be split in any fashion according to the members of an individual team. The team captain shall designate which team members are eligible to vote for the three elected officials. Signed proxy votes shall be acceptable. Nomination must be made from the floor and seconded from the floor.

A simple majority is required for election. In the event that nobody gets a majority vote, a run-off will be held between the two nominees with the most votes. If there is one person with the highest plurality followed by several people who have an equal number of votes, then there will be a re-vote to break the tie, and the person with the highest plurality originally will have a run-off with the person who won the tie-breaker re-vote.

(2) An officer may be impeached if in the judgment of 2/3 of the Executive Board, said officer has not fulfilled the duties of office as called out in this document and the by-laws.

Article VII - Meetings

- (1) A General Membership meeting shall be held April 29, 1988 at the Library and annually soon after the last round of the season's play for the main purpose of electing new officers. The new officers then shall meet at their discretion to finalize the upcoming season's format for presentation to the Executive Board.
- (2) Executive Board meetings shall be held at least three times during the year. One meeting shall be in August to finalize rules for the upcoming play and to take care of the administrative aspects of the annual Awards Dinner. The second Executive Board meeting shall be held in mid-season and the third just prior to the season's end.
- (3) An annual Awards Meeting shall be held two to four weeks after completion of the season.
- (4) Emergency Meetings may be called by a 2/3 vote of the Board of Directors or by any two members of the Executive Board.
- (5) All meetings shall be reported to the general membership and any LIICL member may attend any meeting if that member so chooses.
- (6) At least fifty percent of the Executive Board must be present at an Executive Board meeting in order to conduct business.

Article VIII - Dues/Fees

- (1) There shall be annual dues paid by each team. The fee schedule shall be set by the Executive Board.
- (2) An annual budget shall be approved by the Executive Board.

Article IX - Rules Changes and Amendments to By-Laws

- (1) Amendments shall be proposed at the General Membership meeting or at any Executive Board meeting. Amendments shall be implemented if passed by a 2/3 vote of the Executive Board.
- (2) A 2/3 vote of the Executive Board shall be necessary to change existing by-laws.

Article X - Rules and By-Laws

- (1) All members of participating company clubs are eligible to play. A company is defined as any Association, Business, Trade Group or Recognized Organization. A company's team may consist of family members, job-shoppers and ex-employees who have not been out of the employ of the company more than one year, provided that the person does not join the employ of a league company. Any player who had retired from an organization is eligible to play for that organization. Any player who becomes employed by a company while playing for another company team during the season, must remain on the original team until the end of the season. A company may enter more than one team.
- (2) A player may not play on more than one team. Only four players need be designated at round one.
- (3) The league shall be open to any company team of at least four players. The Pacer team and any Alumni teams shall be exceptions to the above restriction.
- (4) Board positions do have to reflect player strength. A player's board position will be dictated by league rating, where board one is the highest rated player and board four the lowest. A player does not have a provisional LIICL rating until four rated games are played. In lieu of LIICL ratings, USCF ratings will be used if available. The rating list will be updated at mid-season for use in determining board position for the second half of the season.
- (5) The team captains must write in their team's lineup .
- (6) Starting time for all games is 7:00 PM.
- (7) The time control will be game/85. All clocks should be set at 4:35.
- (8) When playing in a Library only, play must end 10 minutes prior to vacating time.
- (9) Players are required to keep a game record.
- (10) The postponement of LIICL play due to inclement weather will be decided by the Board of Directors. They will contact team captains as early as possible. A call to the playing site is recommended if uncertain.
- (11) Team performance will be calculated game by game with five points awarded for a win, three points awarded for a draw, one point awarded for a loss and zero points awarded for a forfeit. Team trophies will go to first and second overall. Plaques will be added to the trophies when needed. Medallions will go to the individuals of the first five teams.

(12) This by-law has been rescinded . Refer to by-law (24).

(13) Individual awards will be based upon points amassed during the season. There shall be separate awards for players recognized as the individual leader in each of the following four classes:

Class Open: LIICL rated 1900 & over

Class B: LIICL rated 1700-1899

Class C: LIICL rated 1500-1699

Class D: LIICL rated under 1500

(14) All trophies will be traveling trophies. No trophy will be retired by any company or team regardless of the number of consecutive league titles won.

(15) Forfeit losses will cost a team two dollars to be paid to the Treasurer by the onset of the following round of play.

(16) In the absence of specific LIICL rules, United States Chess Federation rules apply.

(17) There are no adjournments, all games are sudden death.

(18) Annual dues are \$100 per team which includes a \$30 refreshment fee. For scholastic teams, these fees are halved. These must be paid prior to round three of scheduled play. Teams in arrears from last year are required to make payment by round three of this year's schedule.

(19) The league will not be responsible for rating USCF games.

(20) The Treasurer shall open a bank account. All three officers will have access to league funds. Only one signature shall be required.

(21) If the league is less than twelve teams, there will be a round-robin format.

(22) The team captains will rotate as T.D.'s as designated in the schedule distributed by the Rules Director.

(23) League awards shall be designated as "Ronnies" in honor of Veronica Schnittman. Additionally an annual award will be established for the person who has made significant contributions to the LIICL.

(24) At the end of the regular season, all teams will qualify for play-offs to determine the league champion. An knockout system shall be used. It will consist of three rounds if there are 8 teams or less, four rounds if there are 9 or more teams but less than 16 and will consist of five rounds if there are more than 16 teams. If the number of teams is not a power of 2 (4,8,16,etc.) then the higher finishing teams will receive a bye in the first round. The

brackets shall be constructed so that the highest finishing teams are paired against the lowest. If any play-off round is tied at 2-2, the two teams will play another round this time at game/5, until a winner is determined.

(25) For individual prizes, class for unrateds will be established upon completion of four rated games.

(26) LIICL ratings will follow strict USCF formulas. Ratings of players with 15 or more games will be adjusted weekly with the USCF formula and provisionals will have a running performance until 15 rated games are played.

(27) For games where clocks were improperly set and would finish after 9:50 PM, as soon as the error is noted by a director, the clocks shall be reset with the remaining time proportioned to the same ratio as existed when the error was discovered.

(28) In order to qualify for post-season play-offs, a player must have appeared in at least one round of play during the regular season.

(29) End of season ratings shall be used for play-off board order.

(30) The Pacer team shall be limited to ex-LIICL players only.

(31) The LIICL shall allow the formation of Alumni teams which have all the rights and obligations of any company or organizational team as long as the members of such a team have each made at least 3 LIICL appearances and are not working for an existing member team.

(32) Players must sit in order of LIICL rating with the following exceptions:

a) If a team captain or the Board of Directors feel that the LIICL ratings misrepresent true strength, the player may be assigned a new board order. This change requires a unanimous vote of the Executive Board.

b) Any new unrated player may be assigned an estimated playing rating in order to establish a proper board order. This rating will stay in effect until a more representative rating is earned.

(33) No limit shall be set on the number of teams any company or organization may enter as long as dues are paid for each team and no individual plays for more than one team during a given season. The only restriction is that no organization or company may have more than 8 votes for officers.

(34) The LIICL shall hold an individual action tourney annually.

(35) The captain of any team may protest the result of any match or playing circumstance of any game which his/her team is involved with, in writing to the Board of Directors. Any Executive Board member must recuse him/herself if involved in the dispute. The Executive Board may consider the protest and impose any sanction which it feels justified. The protest must be responded to by the Executive Board as soon as possible.

(36) Collegiate teams shall also be eligible to enter the LIICL as regular members with all rights and privileges of any other member team. All members of the collegiate team must be full-time students.

- (37) Each member team may recruit up to three (5) Alumni members (per team) but no more than two (2) can sit for any given match.
- (38) This by-law has been rescinded . Refer to by-law (24).
- (39) At the end of the regular season, if any teams are tied with identical LIICL points, the tie break shall be applied as described in USCF Official Rules of Chess rule book section II.11.C.2. This states that for each team played during the regular season, the opponent's final match score shall be multiplied by the game score that a team compiled against them in their match during the season and these products shall be summed to yield a tie break score. If teams are still tied, and if the outcome would change the play-off pairings, then the use of the game/5 tie control would apply to break the deadlock.
- (40) If a team withdraws from the LIICL prior to having completed at least 50% of its scheduled games, all scores involving said team are to be removed from the standings and byes will be issued to all teams still scheduled to play against the withdrawing team. If 50% of all scheduled games have been played, then the results shall remain in the standings and bye issued to all teams still scheduled to play the withdrawing team. Forfeited games are unplayed and do not count toward the 50% criterion. Should the LIICL revert to match scoring, then the word 'matches' shall replace the word 'games' in the above text.
- (41) This by-law has been rescinded . Refer to by-law (24).
- (42) As a specific exception to USCF rule II.8.B for team play, the LIICL shall allow boards to go unfilled without forfeiture of all boards below the unfilled board.
- (43) Any person who interferes with a game in progress will be banned from the LIICL playing site for from 1 to 3 scheduled matches at the discretion of the Executive Board. The playoffs shall be considered as scheduled matches in this instance. If it is so determined that any interference helped the team of the person doing the interfering, then the person shall be banned for from 1 match to 1 calendar year. The 'helping of a team' is not limited to a match involving that individual's team but could involve the match of any team which is close in the standings to that of the interfering person. A handout including specific rules of conduct shall be distributed prior to each match.
- (44) There shall be two (2) directors each week, a primary and a secondary. The secondary director shall have responsibility for any matches involving teams of the primary director. Teams shall announce who is directing before the start of each match.
- (45) Clocks shall face the direction which is easiest for the director to view. If not so situated, the director shall rectify this by switching the players' seats and rotating the board. The time to do this shall be subtracted equally from both players' clocks. Black always retains choice of which side he/she wants to sit on or which side he/she wants the clock.
- (46) Tables shall be assigned by the Rules Director.

(47) The following positions are draws if reached on the board and claimed by a player:

King & Bishop vs. King & Knight

King & Bishop vs. King & Bishop of opposite color

King & Rook vs. King & Rook

King & Rook Pawn vs. King (pawn must be blockaded)

King , Rook Pawn & Bishop of wrong color vs. King (pawn must be blockaded)

The opponent of the claimant has until the next round or two weeks, whichever is less, to appeal with proof of a forced win.

(48) Distribution of Annuals will be limited to four (4) for each squad. Additional copies will be available at \$5 each.

(49) Once a player plays for an organization, that player may continue to play for that organization without counting as an Alumni pick until such time that the player chooses to play for another organization.

(50) On a one year permanent basis 2-man, 2-company conglomerates are allowed.

(51) For the 1997-98 season only, up to four (4) exhibition teams will be allowed. They will have no voting nor Alumni rights with a separate playoff structure to be determined. Players will be eligible for individual prizes.

1. The Executive Board can obtain additional playing dates if required.

1. During the period of reconstruction of the Huntington Library or until such time as the LIICL again has use of a no cost facility, the normal dues shall be raised by an annual amount of \$25 per team to offset any usage fees. The annual team dues will revert back to the normal level when no cost facilities again become available to the LIICL.

(54) If a digital or allegro clock is being used, the time delay feature must be turned off unless both players agree to its use. If one player objects to use of time delay, then it must be disabled or a clock must be substituted which does not have time delay capability.

Directions to the East Northport Library Building

185 Larkfield Road
East Northport, NY 11731

From the East...

Long Island Expressway Exit 53-N or Northern State Parkway Exit 45-N to Sagtikos-Sunken Meadow Parkway. Exit at East Northport Road (Pulaski Road). West on Pulaski to Larkfield Road; right on Larkfield Road - East Northport Public Library is first building on right next to the park.

From the West...

Long Island Expressway Exit 51-N or Northern State Parkway Exit 42-N, onto Deer Park Avenue (RT 231), after crossing under the Northern State Parkway, bear right and proceed to Jericho Turnpike. Continue East on Jericho Turnpike to Larkfield Road then turn left. Proceed North approximately 3 miles, crossing Pulaski Road - East Northport Public Library is first building on right next to the park.

REGULATIONS FOR USE OF NORTHPORT-EAST NORTHPORT PUBLIC LIBRARY MEETING ROOMS

dated 7/99

1. Subject to the rules and regulations set forth below, the Meeting Rooms of the Northport-East Northport Public Library located at 151 Laurel Avenue, Northport, and 185 Larkfield Road, East Northport, shall be available to individuals and groups for meetings or presentation of programs, ideas, topics, issues or entertainment which serve or advance the Library's purpose of encouraging the free and open exchange of ideas and expression of thought and creativity.
2. The primary purpose of the Library's meeting rooms is to serve as a venue for Library sponsored services, programs, and activities. Library services, programs and activities shall have priority over all other activities. The Library reserves the right to revoke a meeting room use permit or to reschedule a meeting should there be a conflict with Library related services, programs or activities; or in the case of an emergency.
3. Application to use the Library's meeting rooms must be made in writing by an adult on the form provided for this purpose at least two weeks in advance of the intended use. The meeting room application form must be signed by a library district resident. No application shall be considered officially approved until it is signed by the Library Director, or other person designated by the Board of Trustees, and returned to the applicant.
4. By executing the application, the applicant agrees to the release of the applicant's name and telephone number to any person requesting information concerning an organization's activities or programs.
5. Due to the limitations of the facility, use of the meeting rooms is restricted to district residents only.
6. The applicant must certify that the meeting rooms shall be used only for the specific activity stated on the application and for no other purpose whatsoever. No activity may disrupt Library operations.
7. The meeting rooms shall be used for non-profit purposes and shall not be used for conducting business or commercial transactions or for the personal profit of the applicant.
8. The meeting rooms are available only during hours when the library is open to the public. Library sponsored programs and activities take precedence in assignment of the meeting rooms, and may supersede any program scheduled.
9. Use of Library facilities does not imply endorsement of the beliefs or program of an organization by the Library or anyone connected with the Library. All publicity and/or media coverage for events in the Library,

whatever the source, must be submitted to the Community Services Librarian for authorization prior to issuance or coverage. The Library may only be mentioned as a location, not as the sponsor or an event nor as the headquarters of an organization, in all announcements or publicity relating to a meeting room event. The Library's telephone number may not be given to obtain further information regarding a non-library sponsored event. Any literature or other items to be distributed at a meeting must be submitted to the Community Services Librarian at least 48 hours prior to intended distribution. If items intended for distribution are in violation of law or regulations, distribution of same is prohibited.

10. The responsibility for the maintenance of public order and safety at a meeting is that of the applicant. Adequate responsible adult supervision shall be provided by the applicant. Groups whose membership includes minors must be supervised by responsible adults.

11. The Library Director, or designee, is authorized to order the termination of any meeting or activity making use of Library facilities in violation of any law or regulation. The determination by said Library official is final. The Library Director, or designated representative, is authorized to call upon appropriate security personnel or law enforcement agency to enforce such action if, in the opinion of the Library official, circumstances warrant such an action. Further permission to use the meeting room may be denied to any group which proves to be disorderly or which violates any law or regulation.

12. Smoking is not permitted.

13. The Library does not grant permission for the use of Library-owned media equipment by any community group using the meeting rooms. Any such equipment must be supplied by the community group.

14. No admissions fees may be charged; no donations may be solicited or accepted; nor may any items be sold. Use of the facilities will not be granted for fund raising purposes, except as may be permissible under law and with the explicit consent of the Library Board of Trustee. Such permission shall be deemed extraordinary.

15. The Library is not responsible for the safeguarding of any supplies, equipment, or other items owned by the applicant or by persons attending the applicant's activity. The Library will not store materials for any applicant. Items left in the Library will be considered abandoned property and will be disposed of in accordance with standard practice.

16. People attending functions are restricted to the designated meeting room and other public areas.

17. There will be no charge for use of the meeting rooms during the Library's regular hours of opening. Extended use after the Library's normal hours of operation may be requested in advance by the applicant. Should such permission be granted, the applicant will incur a charge of \$15 for each hour, or fraction thereof, that the applicant intends to use the meeting room. Under no circumstances will use be approved beyond two hours after the Library's regular closing hour. Checks payable to the Library for this purpose must accompany the application. No refunds will be made except in the event of cancellation of the activity by the Library or cancellation of the activity by the applicant at least 48 hours prior to the scheduled activity.

18. The meeting rooms must be left in a neat and orderly condition. If not, a written notice will be given to the group that a second offense will result in its being denied further use of the meeting rooms.

19. The service of light refreshments is permitted, provided the kitchen unit is cleaned by the applicant. Prior approval must be given. Alcoholic beverages are specifically prohibited.
20. The meeting rooms are not intended for parties and/or celebrations.
21. Personal Liability - Whenever library buildings are used there is the possibility that persons may be injured and may bring legal action against the Library Board of Trustees and/or the contracting organization for personal liability. The Library Board of Trustees carries a public liability insurance policy to protect the library in case legal action is brought by any person injured on Library property. It is possible that organizations using the property may be sued for personal injury. Each organization should, therefore, protect itself by having a temporary insurance policy protecting it against such legal action. The signature on the bottom of the application is acknowledgment by the organization that it recognizes this responsibility.
22. Indemnification - By execution of the meeting room application, the applicant hereby indemnifies the Northport-East Northport Public Library and its Board of Trustees and employees from any liability or claim arising from the applicant's use of the meeting rooms, and agrees to hold the library, its Board of Trustees, and employees harmless from any claim, lawsuit, or liability which arises from such use, including but not limited to, any attorney's fees, costs, or expenses incurred by the library in connection with defending any claim arising from the applicant's use.
23. The Library Board of Trustees may deny permission to use the Library meeting rooms to any group that proves disorderly or that violates these regulations.
24. Additional stipulations may be imposed by the Library, as may be deemed necessary.
25. Final decision on the use of the meeting rooms shall be made by the Library Board of Trustees. The final and sole interpretation of this policy rests with the Library's Board of Trustees. Implementation and enforcement are delegated to the Library Director.

LIICL "two-division" season schedule

Assumptions:

1. Each team to play approximately 12 games.
2. Team will be ranked by team rating at start of season.
3. Team ratings determined by average of top four players on that team.
4. Each division would have their own playoffs.
5. Playoffs would be handled either the way we currently bracket them or in the "consolation" mode.

Model #1 (9 teams)

A-Division = top five teams: 1A, 2A, 3A, 4A, 5A

B-Division = bottom four teams: 6B, 7B, 8B, 9B

Logic: each team plays their divisional opponents twice and their opposite division opponents once. Since that would put the B-Division with two less games, they would fill in with position nights within their division. Hence, for example:

1A plays: 2x2A, 2x3A, 2x4A, 2x5A, 1x 6B, 1x7B, 1x8B, 1x 9B = 12 games

9B plays: 2x6B, 2x7B, 2x8B, 1x1A, 1x2A, 1x3A, 1x4A, 1x5A, 1 position round = 12 games

Model #2 (8 teams)

A-Division = top four teams: 1A, 2A, 3A, 4A

B-Division = bottom four teams: 5B, 6B, 7B, 8B

Logic: each team plays their divisional opponents twice and their opposite division opponents once. Hence, for example:

1A plays: 2x2A, 2x3A, 2x4A, 1x5B, 1x 6B, 1x7B, 1x8B, 2 position rounds = 12 games

8B plays: 2x5B, 2x6B, 2x7B, 1x1A, 1x2A, 1x3A, 1x4A, , 2 position rounds = 12 games

-OR- if you want to increase the season to 13 games, add another game within the Division, and remove the position rounds.

Model #3 (10 teams)

A-Division = top five teams: 1A, 2A, 3A, 4A, 5A

B-Division = bottom five teams: 6B, 7B, 8B, 9B, 10B

Logic: each team plays their divisional opponents twice and their opposite division opponents

once. This schedule requires one more round for the season. Hence, for example:
1A plays: 2x2A, 2x3A, 2x4A, 2x5A, 1x 6B, 1x7B, 1x8B, 1x9B, 1x10B, = 13 games
10B plays: 2x6B, 2x7B, 2x8B, 2x9B, 1x1A, 1x2A, 1x3A, 1x4A, 1x5A, = 13 games

-NOTE: 13 games is do-able since the playoffs would require at least 1 less round!